

# SHAREHOLDER RELATIONS

## CONTACTS

### Investor Relations:

Gilles Janvier  
Tel: + 33 1 53 98 35 30  
www.eutelsat.com/investors

### Shareholder service EUTELSAT COMMUNICATIONS:

BNP PARIBAS SECURITIES  
GCT Emetteurs Immeuble Tolbiac  
75450 PARIS Cedex 09 France  
Fax : + 33 1 40 14 58 90

## PROVISIONAL FINANCIAL CALENDAR

### 23 October 2007:

Revenues for Q1 2007/2008

### 9 November 2007:

Annual General Meeting

### 14 November 2007:

Payment of the distribution approved at the AGM

### 21 February 2008:

Half-year results 2007/2008

### May 2008:

Revenues for Q3 2007/2008

### July 2008:

Full-year results 2007/2008

## DATA SHEET

### Eutelsat Communications shares

ISIN code: FR0010221234 – Ticker: ETL

Par value: E1

Share capital E217,401,082 on 20 September 2007

Market: Euronext Paris-Eurolist

Traded cash in Paris

Share eligible for Delayed Payment Service in Paris




## A policy of clear, timely and complete information

Since shares were floated on the stock market in December 2005, Eutelsat Communications has worked to provide the financial community with detailed, regular and easily accessible financial data.

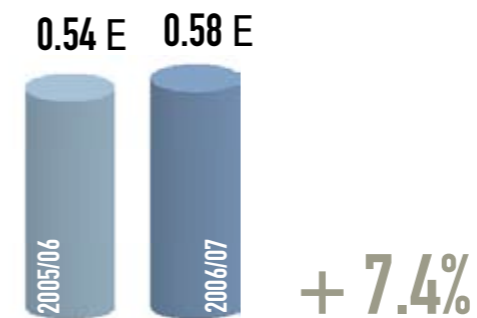
A dedicated section on the Group's website assembles financial and stock market information. Brochures, newsletters and press releases covering Group activity are also listed in the Investor Relations section.

Financial information meetings are held regularly for analysts, investors and media. Presentations for these occasions are made available in the Investor Relations section of the website.

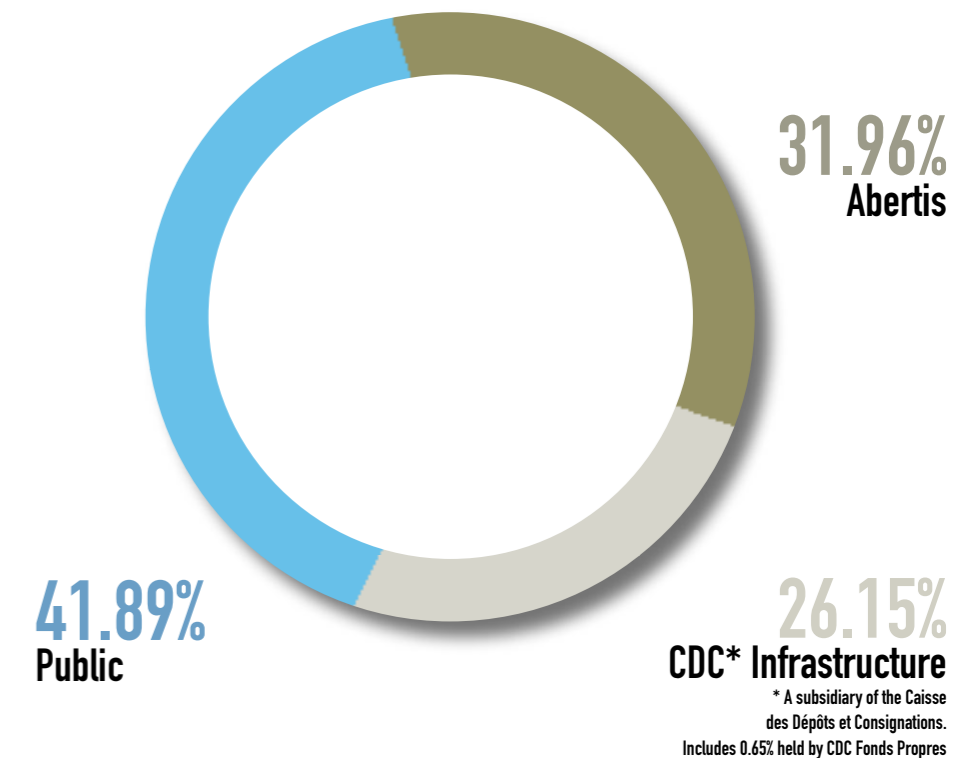
The Annual General Meeting of 10 November 2006 was a privileged moment for dialogue between management and shareholders. This exchange also led to the production of an Introduction to Satellite Communications to bring our shareholders closer to our satellites, their technology and the broad range of services they supply.



## DIVIDEND PER SHARE

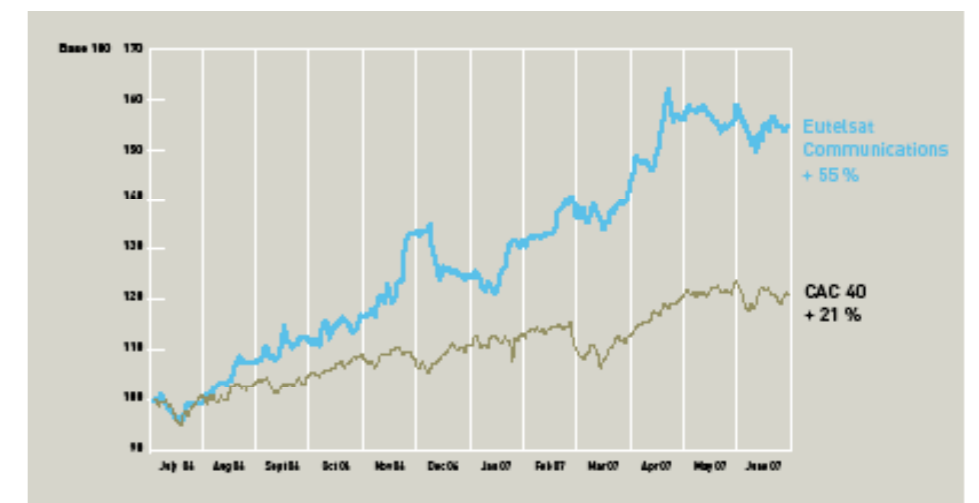


## CAPITAL STRUCTURE AS OF 30 JUNE 2007



## Eutelsat Communications and CAC 40 stock price evolution (source Euronext) from July 1, 2006 to June 30, 2007

Price 30 June 2006: E11.75  
Price 29 June 2007: E18.05  
Period high: E18.85  
Period low: E11.17



Based on historic trading performance of the stock adjusted by a factor of 0.962937 for the period prior to 15 November 2006 to take into account the distribution made at this date.