

2021-22

UNIVERSAL REGISTRATION DOCUMENT



eutelsat

Creating space for your communications

Every day, Eutelsat demonstrates its expertise as a satellite company which contributes essential resources supporting the growth of digital communications. As a player at the heart of the video and broadband markets, the greatest advances are yet to come. Ongoing progress brings with it the prospect of an increased role for satellites in order to optimise the use of spectrum, a valuable and finite resource, and to transform the digital society into an environment of economic and social benefit for all. With these goals in mind, our Group is pursuing a development strategy based on investment and innovation, operational excellence and the creation of lasting value.

>30 years
of Eutelsat
Communications

€1,152 M
revenues
for 2021-22

~1,100
employees

36⁽¹⁾
satellites operated

(1) At 30 June 2022.



	MESSAGE FROM EVA BERNEKE, CHIEF EXECUTIVE OFFICER	2			
	MESSAGE FROM DOMINIQUE D'HINNIN, CHAIRMAN OF THE BOARD OF DIRECTORS	4			
1	PRESENTATION OF EUTELSAT COMMUNICATIONS	7			
	1.1 Introduction	8			
	1.2 Group activities, main markets and competition	18			
	1.3 In-orbit operations	28			
	1.4 Social and societal responsibility	33			
2	CORPORATE GOVERNANCE	35			
	2.1 Composition of the Board of Directors	36			
	2.2 Top Management	48			
	2.3 Corporate Governance	51			
	2.4 Information on compensation paid to Corporate Officers	58			
3	CORPORATE ENVIRONMENTAL, SOCIAL AND SOCIETAL RESPONSIBILITY	85			
	3.1 Challenges and CSR policy	86			
	3.2 Integrity and ethics	94			
	3.3 Societal information	96			
	3.4 Environmental information	100			
	3.5 Social information	105			
	3.6 Outsourcing and relationships with suppliers	112			
	3.7 Human rights actions	113			
	3.8 Indicators	114			
	3.9 Note on the methodology	116			
4	GROUP RISK FACTORS, INTERNAL CONTROL PROCEDURES AND RISK MANAGEMENT	119			
	4.1 Operational Risks	120			
	4.2 Risks relating to changes in the Satellite Telecommunications Market	123			
	4.3 Risks Relating to Clients	124			
	4.4 Regulatory Risks	125			
	4.5 Financial Risks	128			
	4.6 Internal control procedures and risk management policy	130			
	4.7 Risks relating to OneWeb project	137			
			5	REGULATION	139
			5.1	Regulations governing frequency assignments and international coordination	140
			5.2	Regulations governing the operation of earth stations, the deployment of networks, the operation of electronic communications networks, and the provision of electronic communications services	144
			5.3	Regulations governing content	146
			5.4	Regulations governing space operations	149
			5.5	U.S. Export Control Requirements (regulations governing the activities of the Group's suppliers)	151
			5.6	Other provisions applicable to the Group	151
			6	FINANCIAL INFORMATION	155
			6.1	Review of Eutelsat communications' financial position	156
			6.2	Consolidated financial statements as of 30 June 2022	169
			6.3	Annual financial statements as of 30 June 2022	209
			7	OTHER INFORMATION	221
			7.1	Legal information regarding the Group	222
			7.2	Other operational information	227
			7.3	Principal shareholders	230
			7.4	Organisational chart	233
			7.5	Legal and arbitration proceedings	235
			7.6	Research and development, patents and licenses	235
			7.7	Important contracts	236
			7.8	Related party transactions	236
			7.9	Significant changes in financial and commercial position	237
			7.10	Relations and conflicts of interest within the administrative and management bodies	237
			7.11	Statutory Auditors	238
			7.12	Documents available	238
			7.13	Responsible person	239
				APPENDIX	241
				CROSS-REFERENCE TABLES	254
				GLOSSARY	258

A professional portrait of Eva Berneke, a woman with short, wavy blonde hair and blue eyes. She is wearing a black blazer over a blue top with a red and white floral pattern. She is standing with her hands clasped in front of her, wearing pearl earrings and a necklace. The background is a solid light blue.

**Eva
BERNEKE**

Chief Executive Officer

**“
ACCELERATING
THE TELECOM PIVOT
AND THE RAMP-UP
OF OUR CONNECTIVITY
BUSINESS**

”



Our planned combination with OneWeb brings satellite connectivity to a new level

Since joining Eutelsat on 1 January 2022, I have been impressed by the Group's high quality assets, the technical proficiencies of its experts, the robustness of its sales teams and the dedication of its people. I also quickly came to believe in two key ideas: one is that there is a compelling long-term opportunity to be seized in the connectivity market in both the B2B and B2C segments, and the other is that the best strategy for the Group in this context is to step up the execution of the Telecom pivot initiated by my predecessor and gain as much momentum as possible in the connectivity businesses.

In this respect, the 2021-22 financial year saw significant advances with the gradual deployment of all the components required to execute our telecom pivot. Our Eutelsat Advance managed services solution was launched with a promising commercial kick-off, particularly in Maritime. In order to enhance customer centricity, gain efficiency and favour our return to growth, we also rolled out the foundations for a new organisational structure involving the reorganisation of our Group around two new businesses, Video and Connectivity, as part of the Comet project. We have also been working to secure the entry into service of substantial incremental capacity starting in FY 2023-24. In this context, the successful launch of our EUTELSAT KONNECT VHTS satellite on 7 September will soon be delivering unprecedented capacity to better address the Fixed Broadband and Mobile Connectivity markets, with significant firm commitments already secured from Orange, Telecom Italia Mobile and Thales Alenia Space. At the same time, we have continued to explore opportunities for additional organic investments in "Flexsats", medium-sized multi-mission satellites equipped with fully digital HTS payloads to maximise mission scalability in terms of coverage, power, frequencies and efficiency, with a view to sustaining our medium-term growth trajectory.

On the financial front, we delivered a robust performance in FY 2021-22 with revenues slightly above the mid-point of our guidance range, albeit down 3.8% on a like-for-like basis. Despite the erosion in revenues, profitability remains stable and continues to rank among the highest in the industry with an EBITDA margin of 74.8%. Finally, free cash

flow generation was maintained at a consistently robust level well above our expected range of objectives, with a reported discretionary free cash flow of 443 million euros representing 38% of revenues. Importantly, Fixed Broadband and Mobile Connectivity businesses have delivered double-digit growth, highlighting their long-term potential while the trend in our Broadcast business has improved in the second semester.

Looking ahead, Operating Vertical revenues for FY 2022-23 are expected between 1,150 and 1,180 million euros⁽¹⁾ with a return to growth in FY 2023-24 fully reiterated. Cash generation will remain sustained with an Adjusted Discretionary Free Cash Flow objective expected on average at 420 million euros per annum in the next couple of years. We are also renewing our commitment to strong shareholder returns with a recommended dividend maintained at a high level of 0.93 euros per share with a scrip option to be proposed to shareholders.

Last but not least, I would like to point out our proposed combination with OneWeb, which represents a decisive leap forward for satellite connectivity. Our initial investment in OneWeb was underpinned by our strong belief that the future growth in Connectivity will be driven by both GEO and LEO capacity. This belief has intensified as our relationship with OneWeb has deepened, first by raising our stake in the company, and then with the global distribution agreement signed a few months ago. We are now moving to the next level, with a proposed full combination that would ensure the potential of the GEO/LEO integration is fully realized, supported by compelling financial, strategic, and industrial logic. This ground-breaking combination would create a powerful global player with the financial strength and technical expertise to accelerate both OneWeb's commercial deployment, and Eutelsat's pivot to Connectivity. The combined entity will be geared towards profitable growth, with strong medium-term cash flow generation and a rapid deleveraging driven by strong forecast EBITDA growth. The benefits for our customers and strategic partners, who are at the centre of our strategy, will be both significant and unique. This is also a very exciting opportunity for our employees who will be key to the success of this transformation.

(1) Based on euro/U.S. dollar rate of 1.00 and on the nominal deployment plan outlined in the FY 2021-22 results press release. It assumes no material deterioration of revenues generated from Russian customers.

Dominique D'HINNIN

*Chairman of the Board
of Directors*

**“
THE COMBINATION
WITH ONEWEB CARRIES
SIGNIFICANT VALUE
CREATION POTENTIAL
FOR SHAREHOLDERS
”**



A powerful combination, representing a game-changer in the industry

The 2020-21 financial year has brought many events for Eutelsat, notably the departure of Rodolphe Belmer, whose outstanding contribution to Eutelsat's growth deserves recognition, and the appointment of Eva Berneke, who I firmly believe is the right person to lead Eutelsat's transition to the connectivity businesses of the future. A number of achievements were made during the year to boost Eutelsat's performance, including the rollout of a reorganisation plan aimed at better aligning the Group with the changing market environment, as well as the ongoing work on projects to invest in "flexsats", which represent the future of geostationary satellites.

The last few months have been shaped by the proposed combination with OneWeb, which will deliver a global first, combining LEO constellations and GEO assets to seize the significant growth opportunity in Connectivity, and deliver to our customers solutions to their needs across an even wider range of applications. This combination will accelerate the commercialisation of OneWeb's fleet, while enhancing the attractiveness of Eutelsat's growth profile. In addition, the combination carries significant value creation potential, anchored on a balanced mix of revenue, cost and capex synergies. The strong support of strategic shareholders of both parties is a testament to the huge opportunity that this combination offers and the value that will be created for all its stakeholders. This is truly a game-changer for our industry.

Against this fast-moving backdrop, the Board of Directors has continued to work closely with Top Management. The Board held thirteen meetings during the year, compared to seven in the previous year, with an average annual attendance rate of 99.2% compared to the 98.6% of the previous year. I would like to express my heartfelt gratitude to all of the Board members, with special thanks to Ross McInnes who has requested not to be proposed for re-election at the next General Meeting, and to Ana Garcia Fau, who has also stepped down as a Director. The arrival of two new Directors, which is subject to the vote of the General Assembly, will bring new talent to the Board and further enhance its independence and experience.

Lastly, we have pursued our initiatives in the area of Social and Environmental Responsibility. Our efforts have been given consistent recognition by various external rating agencies and are supported by indicators, action plans and objectives that are fully integrated into the criteria used to determine the compensation of our Top Management. The Group's strategy in this respect is centred on those areas where Eutelsat can best leverage its influence, in particular on maintaining a clean and uncluttered space, and on bridging the digital divide. Eutelsat has also been actively engaged in reducing its carbon footprint for several years, and although Eutelsat's operations generate a limited amount of greenhouse gases, we are stepping up our efforts in this area.





1 Presentation OF EUTELSAT COMMUNICATIONS

1.1 INTRODUCTION	8	1.3 IN-ORBIT OPERATIONS	28
Highlights	8	Operational review for Financial Year 2021-22	28
Financial outlook	12	Satellite fleet	30
Key figures	14		
A sustainable business model	16		
1.2 GROUP ACTIVITIES, MAIN MARKETS AND COMPETITION	18	1.4 SOCIAL AND SOCIETAL RESPONSIBILITY	33
1.2.1 Group's activities	18		
1.2.2 Main markets and competition	20		
1.2.3 Group Strategy	25		
1.2.4 Extra-Financial Group Strategy	27		

1 PRESENTATION OF EUTELSAT COMMUNICATIONS

Introduction

1.1 Introduction

Highlights

► Financial Year 2021-22

The main highlights of the fiscal year are the following:

Operating Verticals revenues slightly ahead of the mid-point of the expected range; Fourth Quarter revenues slightly up relative to the Third Quarter after a broad stabilisation in the Third Quarter relative to the Second Quarter

- 1,148 million euros on a reported basis, down 3.8% like-for-like.
- 1,122 million euros at 1.20 euros/U.S. dollar rate, slightly above the mid-point of our 1,110 to 1,130 million euros range.
- Broadcast (-6.9% YoY): confirmed resilience in the Second Half with two consecutive quarters of broad stability (Q3 vs. Q2 and Q4 vs. Q3).
- Fixed Data and Professional Video (-4.2% YoY): mid-single digit erosion, confirming the improvement in trend recorded in FY 2020-21.
- Government Services (-7.9% YoY): reflecting geopolitical context in MENA ahead of the full benefit of Quantum, which enabled a sequential stabilisation of revenues in the Fourth Quarter.
- Fixed Broadband (+36.0% YoY) and Mobile Connectivity (+15.0% YoY): strong double-digit growth highlighting long-term potential.
- Fourth Quarter revenues up 1.5% quarter-on-quarter (up 0.6% excluding one-off in Fixed Broadband) after a broad stabilisation (-0.7%) in the Third Quarter vs. the Second Quarter.

Resilient financial performance despite revenue headwinds

- Industry-leading profitability with a 74.8% EBITDA margin, stable year-on-year.
- Continued robust cash generation:

- Adjusted Discretionary Free Cash Flow of 460 million euros (based on euro/U.S. dollar rate of 1.20), well above the expected range of objectives (400 to 430 million euros);
- Reported Discretionary Free Cash Flow of 443 million euros, representing 38% of revenues;
- Cumulative Reported DFCF above 2.2 billion euros over the last five years.
- Net Debt/EBITDA ratio at 3.27x (vs. 2.88x last year) ahead of phase 2 of C-Band proceeds.

Putting all components in place to foster the Telecom Pivot

- Massive long-term market opportunity for both B2C and B2B connectivity.
- Successful launch of our Eutelsat Advance managed services solutions with a promising commercial start, notably in Maritime.
- Reorganisation along two business lines, Video and Connectivity to enhance customer-centricity, gain efficiency and favour return to growth, as part of Comete project.
- Substantial growth capacity entering service from FY 2023-24 with high level of pre-commitments.

Closer cooperation with OneWeb, which is making good progress despite Russian headwind

- Investment closed with a further strengthening of the initial stake, making Eutelsat OneWeb's second largest shareholder.
- Global distribution partnership secured to address key connectivity verticals, deepening cooperation and showcasing operational synergies between the two companies.
- Following the suspension of operations in Baikonur, OneWeb to resume satellite launches with SpaceX and New Space India.
- Continued commercial traction highlighting substantial long-term potential.

Updated financial objectives including confirmed return to topline growth from FY 2023-24

- ▶ Operating Vertical revenues expected between 1,150 million euros and 1,180 million euros in FY 2022-23.
- ▶ Operating Vertical revenues expected to grow from FY 2023-24 on the back of the entry into service of new assets with substantial firm precommitments.
- ▶ Adjusted Discretionary Free Cash Flow objective expected at an average of 420 million euros per year in FY 2022-23 and FY 2023-24, representing a cumulative Adjusted DFCF generation of 1,361 million euros over three fiscal years (FY 2021-22, FY 2022-23 and FY 2023-24) at a 1.00 euro/U.S. dollar rate.
- ▶ All objectives are set using a 1.00 euro/U.S. dollar rate.

Recommended dividend of 0.93 euros per share, subject to AGM approval

- ▶ Dividend covered more than twice by Reported Discretionary Free Cash Flow.
- ▶ Scrip dividend option to be proposed to shareholders.

Please refer also to the Section 1.3 “Fleet Performance”.

▶ Since 30 June 2022

Eutelsat and OneWeb to combine

- ▶ Eutelsat and key OneWeb shareholders⁽¹⁾ sign a Memorandum of Understanding with a view to combining Eutelsat and OneWeb in an all-share transaction.
- ▶ Eutelsat shareholders and OneWeb shareholders⁽²⁾ would each hold approximately 50% of the Eutelsat shares.
- ▶ Representing a transformational transaction, built on the strong foundations established in April 2021 with Eutelsat's initial investment in OneWeb, this combination creates a global leader uniquely positioned to capture the Connectivity market with complementary GEO/LEO⁽³⁾ offering.
- ▶ Combined entity strongly positioned to address the fast-growing global Connectivity market.
- ▶ Compelling financial profile with:
 - potential for double-digit revenue and EBITDA CAGR over the medium to long term;

- Eutelsat's strong cash flow generation providing visibility and funding to support continued expansion into the LEO market through OneWeb's next generation of satellites;

- over 1.5 billion euros potential incremental value-creation after tax (net of implementation costs) stemming from revenue, capex and cost synergies.

- ▶ Board and governance structure, to include Eutelsat's Chairman and its CEO, OneWeb's Chairman, and a significant number of independent Directors proposed by Eutelsat and OneWeb's shareholders, at Extraordinary General Meeting.
- ▶ Fully backed by a strong set of strategic shareholders of both entities, including Bpifrance and Fonds Stratégique de Participations who have undertaken to vote in favour of the transaction-related resolutions at this EGM, subject to usual conditions. CMA CGM, a shareholder of Eutelsat, is also supporting the combination.
- ▶ The transaction values OneWeb at 3.4 billion U.S. dollars implying a value of 12 euros per Eutelsat share (including the dividend, before synergies).
- ▶ Eutelsat to propose a 0.93 euros per share dividend with a scrip option in respect of FY 2021-22 at its upcoming AGM. Such dividend will not impact the exchange ratio.
- ▶ Eutelsat will continue to be listed on Euronext Paris and apply for admission to standard listing on the London Stock Exchange.
- ▶ On 25 July 2022, Eutelsat Communications and key OneWeb shareholders signed a Memorandum of Understanding with the objective of creating a leading global player in Connectivity through the combination of both companies in an all-share transaction. Eutelsat will combine its 36-strong fleet of GEO satellites with OneWeb's constellation of 648 Low Earth Orbit satellites, of which 428 are currently in orbit.
- ▶ The transaction would be structured as an exchange of OneWeb shares by its shareholders (other than Eutelsat) with new shares issued by Eutelsat, such that, at closing, Eutelsat would own 100% of OneWeb (excluding the “Special Share” of the UK Government). OneWeb shareholders would receive 230 million newly issued Eutelsat shares representing 50% of the enlarged share capital⁽⁴⁾.
- ▶ The potential transaction builds on the deepening collaboration between Eutelsat and OneWeb, begun with the equity stake acquired by Eutelsat in OneWeb in April 2021, the global distribution agreement between Eutelsat and OneWeb announced in March 2022, and the new exclusive commercial partnership, addressing mainly the European and global cruise markets, signed on 26 July 2022, as well.

(1) Representing circa 74% of the share capital of OneWeb.

(2) Other than Eutelsat.

(3) Geostationary Orbit/Low Earth Orbit.

(4) On the basis of the Eutelsat share capital.

1 PRESENTATION OF EUTELSAT COMMUNICATIONS

Introduction

A compelling market opportunity

- ▶ Eutelsat and OneWeb will address the considerable Connectivity market opportunity, which is fueled by the growing needs of customers in both the B2B and B2C segments for consistent, reliable connectivity. These market segments are forecast to grow by three and five times respectively over the next decade, to reach a combined value of circa 16 billion U.S. dollars by 2030, with growth being served by both GEO HTS and LEO capacity⁽¹⁾.
- ▶ Moreover, the combination of the network density, compelling economics and high throughput of GEO with the low latency and ubiquity of LEO, creates the optimal solution to address an even wider range of customer needs, thereby expanding the addressable market.

A powerful combination, representing a game-changer in the industry

- ▶ The operations of Eutelsat and OneWeb are highly complementary. A clear roadmap has been designed to develop over time a complementary GEO/LEO service including a common platform, hybrid terminals and a fully mutualised network creating a one-stop shop solution for customers, providing them with a unique offering and a seamless user experience.

Tapping into significant revenue, cost and capex synergies

- ▶ The combination of Eutelsat with OneWeb is forecast to generate substantial value:
- ▶ Average annual revenue synergies are estimated at circa 150 million euros after four years, with hybrid GEO/LEO offerings providing a premium service to customers as well as improving the fill rate.
- ▶ Synergies from joining organisational forces are expected to generate annual run-rate savings of over 80 million euros pre-tax after five years, mostly through cost duplication avoidance.
- ▶ Capex optimisation is expected to generate average savings estimated at circa 80 million euros per annum, from year one. This would be achieved by leveraging the hybrid GEO/LEO satellite infrastructure and through the improved purchasing power of the combined entity.

- ▶ These sources of incremental value creation represent a balanced split between revenues, costs and capex. Taken together they equate to a net present value of over 1.5 billion euros after tax (net of implementation costs).

Value-creating pathway to robust, profitable growth

- ▶ The transaction provides a platform for both entities to create value while transforming their respective growth profiles and cash generation potential.
- ▶ Combined entity would have revenues of circa 1.2 billion euros and EBITDA of circa 0.7 billion euros in FY 2022-23.
- ▶ Revenues are forecast to grow at low double-digit CAGR over the next decade.
- ▶ EBITDA is expected to grow at a mid-teen CAGR over the medium to long term, outpacing sales growth, with EBITDA margin levels moving gradually back in line with best-in-class GEO standards.
- ▶ The capex of the combined entity is estimated on average at some 725 million euros to 875 million euros, per annum, over the period FY 2023-24 to FY 2029-30.

Well-funded investment programme and rapid deleveraging

- ▶ Eutelsat's strong cash flow generation will provide both visibility and funding to develop OneWeb's fleet at minimal risk. Combined EBITDA-CAPEX, standing at circa (0.2) billion euros in FY 2022-23 is expected to be back in positive territory by FY 2024-25 to FY 2025-26 (depending on Gen-2 capex phasing).
- ▶ Eutelsat will temporarily suspend its dividend, and cash flow will be focused on the deployment of the Gen 2 constellation while maintaining a strong balance sheet.
- ▶ Leverage, which would stand at circa 4x net debt/EBITDA post-transaction, is expected to be reduced on the back of strong EBITDA growth, backed by a disciplined financial policy, with a leverage objective of circa 3x in the medium term.
- ▶ Eutelsat will pay its dividend in respect of FY 2021-22 with a scrip option. Thereafter, the dividend will be suspended for FY 2022-23 and FY 2023-24.

(1) Source: Euroconsult Satellite Connectivity and Video Market, September 2021.

Structure of the transaction

- ▶ The transaction would be structured as an exchange of OneWeb shares for newly issued Eutelsat shares. This excludes the “Special Share” in OneWeb, which is retained by the UK Government together with the existing rights associated therewith. OneWeb shareholders would receive 230 million newly issued Eutelsat shares, representing 50% of Eutelsat’s enlarged share capital⁽¹⁾.
- ▶ The number of new Eutelsat shares to be received by existing OneWeb shareholders would not be affected by the payment of the 0.93 euros per share dividend with a scrip option for FY 2021–22 to be proposed at the upcoming AGM of Eutelsat.
- ▶ Trading under its existing name, OneWeb will continue to operate the LEO business, with OneWeb’s headquarters remaining in the UK.
- ▶ Eutelsat will continue to be headquartered and domiciled in France, listed on Euronext Paris and would apply for admission to the standard segment of the UK Official List of the UK Financial Conduct Authority and to trading on the London Stock Exchange (subject to meeting the applicable eligibility requirements and the approval of the UK Financial Conduct Authority).

A new balanced ownership and governance

- ▶ The combined entity will have a balanced ownership structure with a substantial free float alongside anchor public shareholders and supportive private investors.
- ▶ The Board of Directors of the combined group would consist of 15 members including ten independent Directors. Seven Directors, in addition to the CEO of Eutelsat, would be proposed by Eutelsat and its key shareholders and seven Directors would be proposed by OneWeb and its key shareholders (the number of Directors proposed by each key Eutelsat and OneWeb shareholder being commensurate to their shareholding in Eutelsat post-transaction).
- ▶ It is contemplated that, post-closing, a shareholder agreement between Eutelsat key shareholders and OneWeb key shareholders

which does not qualify as a concerted action would be put in place. It would in substance provide for the right for each party to propose one Director (if its shareholding is at least 7.5%) and two Directors (if its shareholding is at least 15%), as well as a 6-month lock up period.

- ▶ Dominique D’Hinnin would be proposed as Chairman of the combined entity and Sunil Bharti Mittal as Co-Chairman (*Vice-Président*). Eva Berneke would continue as CEO of the combined entity.

Indicative timetable and next steps

- ▶ The Memorandum of Understanding has been unanimously approved by each of Eutelsat’s and OneWeb’s Board of Directors, and the envisaged transaction is fully supported by both parties’ long-term investors, namely Bpifrance, Fonds Stratégique de Participations, Bharti, HMG, SoftBank and Hanwha. CMA CGM, a shareholder of Eutelsat, is also supporting the proposed combination.
- ▶ It has been submitted to the French Eutelsat Works Council information and consultation process.
- ▶ The Memorandum of Understanding provides for customary exclusivity commitments by Eutelsat and key Eutelsat and OneWeb shareholders.
- ▶ The transaction will be subject to clearance from relevant regulatory authorities.
- ▶ The transaction will also be conditional on approval by Eutelsat’s shareholders at an Extraordinary General Meeting (EGM) of Eutelsat, to take place by the end of the first half 2023. Bpifrance and Fonds Stratégique de Participations have undertaken to vote in favour of the transaction-related resolutions at this EGM, subject to usual conditions.
- ▶ The transaction is expected to close by the end of the first half of 2023.

(1) On the basis of the Eutelsat share capital.

1 PRESENTATION OF EUTELSAT COMMUNICATIONS

Introduction

Exclusive commercial partnership with OneWeb

Following the Global distribution agreement signed earlier this year and in the context of a strengthened collaboration between the two companies, a take or pay agreement was signed with OneWeb.

Under the terms of this agreement:

- ▶ Eutelsat takes a firm commitment to purchase 275 million U.S. dollars of OneWeb's constellation capacity at pre-defined terms over a five-years period starting from the full availability of the constellation;
- ▶ Eutelsat will benefit from the exclusive use of OneWeb's capacity over certain pre-determined sales regions and verticals, in particular continental Europe and Global cruise.

Three instalments will be paid by Eutelsat to OneWeb, 100 million U.S. dollars respectively in FY 2022-23 and in FY 2023-24, and 75 million U.S. dollars in FY 2024-25.

Comete Project

Eutelsat has decided to adapt its organisation to better serve its strategic priorities, the evolution of its markets and the specific characteristics of each of its businesses.

In this context, two distinct Business Units, Video and Connectivity, will be created and will integrate all the activities carried out by the current Sales Department, as well as the teams providing support for customer services, currently in the Technical Department. The new organisation, which is expected to be fully in place early in calendar year 2023, will place customer satisfaction at the heart of our operations, enable differentiated sales strategies per each sub-segment and increase collaboration between the relevant teams.

This new organisation will be instrumental to foster return to growth, enhance customer centricity, and ensure optimised efficiency in the use of the resources of the Company.

Financial outlook

With a robust backlog, industry-leading profitability and a proven ability to generate a high level of Free Cash Flow, Eutelsat is in a strong position to face the challenges of FY 2022-23, which is expected to be the last year of transition before a return to growth from FY 2023-24, driven by new in-orbit resources.

- ▶ Broadcast revenue trend is expected to materially improve in FY 2022-23 relative to FY 2021-22 (-6.9%). Nevertheless, while the impact of the Nilesat headwind will wash out from mid-October 2022, revenues will be negatively affected by the anticipated non-renewal of the capacity contract with Digitürk, leading to an overall mid-single digit decline for this application.
- ▶ Data & Professional Video revenue trend in FY 2022-23 will remain largely in keeping with the mid-single digit decline trend reported in FY 2021-22 (-4.2%).

- ▶ Government Services revenue will reflect, on one hand, the ramp-up of EUTELSAT QUANTUM, and on the other, the carry-forward effect of FY 2021-22's below-average renewals. The outturn of the fiscal year will also remain dependent on the outcome of future renewals.
- ▶ Fixed Broadband and Mobility will keep growing in FY 2022-23, although at a slower pace compared to the massive double-digit growth recorded in FY 2021-22 (respectively +36.0% and +15.0%), ahead of the arrival of incremental capacity.

Taking these elements into account, we expect to generate revenues from the five Operating Verticals of between 1,150–1,180 million euros in FY 2022–23, based on a euro/U.S. dollar rate of 1.00, representing a –4% like-for-like decline at mid-point versus FY 2021–22, in keeping with the trend of FY 2021–22. Thanks to new capacity including notably the firm precommitments secured on EUTELSAT KONNECT VHTS and EUTELSAT 10B, revenues are expected to grow from FY 2023–24.

Cash Capex⁽¹⁾ will not exceed 400 million euros per annum for each of the next two fiscal years (FY 2022–23/FY 2023–24).

The Group will continue to leverage all measures to maximise cash generation with an objective of Adjusted Discretionary Free Cash Flow expected at an average of 420 million euros per year at a euro/U.S. dollar rate of 1.00 for FY 2022–23 and FY 2023–24. This is equivalent to a cumulative Adjusted DFCF generation of 1,361 million euros over three fiscal years at a 1.00 euro/U.S. dollar rate (FY 2021–22, FY 2022–23 and FY 2023–24). Adjusted DFCF objectives exclude future payments related to the exclusive commercial partnership with OneWeb mentioned below.

We remain committed to a sound financial structure and continue to target a medium-term net debt/EBITDA ratio of around 3x.

A 0.93 euros per share dividend will be proposed to the upcoming AGM with a scrip option. Beyond that, the dividend policy is suspended in the context of the Oneweb transaction.

This outlook is based on the nominal deployment plan outlined on Section 1.3. It assumes no material deterioration of revenues generated from Russian customers. It excludes the impact of the contemplated combination with OneWeb.

These objectives are based inter alia on the following assumptions: (i) launch and successful entry into operation of the satellites in course of construction in accordance with the timetable envisaged by the Group, (ii) maintaining of the existing operating capacity of the Group's fleet, (iii) no incidents to affect any of the satellites in orbit, (iv) continuation of a policy of controlling operating costs and their evolution, (v) maintaining of the general conditions of the space insurance and space industry market.

The forward-looking objectives, statements and information summarised above are based inter alia on the data, assumptions and estimates mentioned earlier and are considered by Eutelsat Communications to be reasonable as of the date of this document.

The reader is cautioned that these forward-looking statements are dependent on circumstances or facts that are to occur in the future. These statements are not historical data and must not be interpreted as guarantees that the facts and data cited will occur or that the objectives will be attained. By their nature, these data, assumptions and estimates, as well as all elements taken into consideration to determine these forward-looking objectives, statements and information, could prove to be wrong or may not materialise and may change or be modified due to uncertainties related to the economic, financial, competitive and regulatory environment in particular.

Additionally, some of these data, assumptions and estimates come from or are based in full or in part on assessments or decisions of the corporate bodies of Eutelsat Communications, which could change or be modified in the future. Furthermore, the materialisation of certain risks described in the chapter "Principal Risks" below could have a negative impact on the Group's business and on the achievement of the forward-looking objectives, statements and information cited above. In particular, the risks related to the Covid-19 health crisis are described in the Section 4.1 of this document.

(1) Including capital expenditure and payments under existing export credit facilities and other bank facilities financing investments as well as payments related to lease liabilities.

1 PRESENTATION OF EUTELSAT COMMUNICATIONS

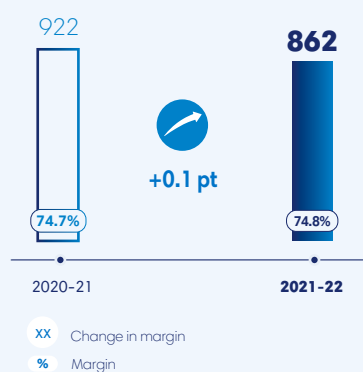
Introduction

Key figures

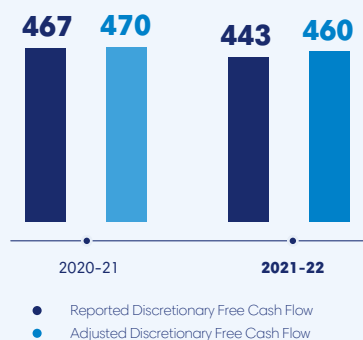
PRELIMINARY COMMENTS

EBITDA and Discretionary Free Cash Flow are alternative performance indicators which are defined in Chapter 6 of this document.

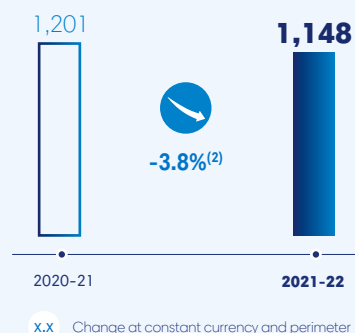
EBITDA (€M)



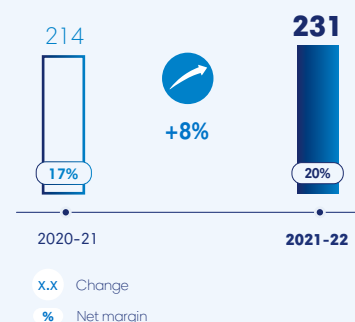
DISCRETIONARY FREE CASH FLOW (€M)



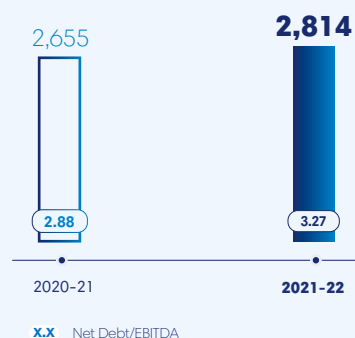
REVENUE FOR THE OPERATING VERTICALS⁽¹⁾ (€M)



GROUP SHARE OF NET INCOME (€M)



NET DEBT (€M) AND LEVERAGE

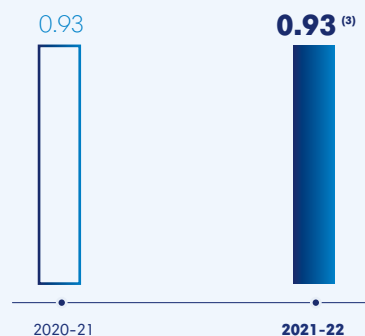


(1) Excluding "Other Revenues".

(2) On a reported basis, revenues were down -4.4%.

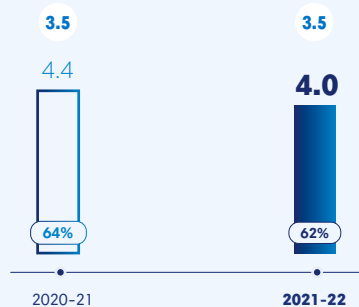
DIVIDEND PER SHARE

(€)



BACKLOG

(€Bn)



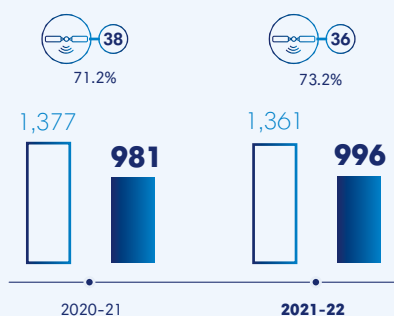
X.X Number of years of N-1 revenues

% Share of Broadcast

FILL RATE⁽⁴⁾

Number of satellites*

Fill rate

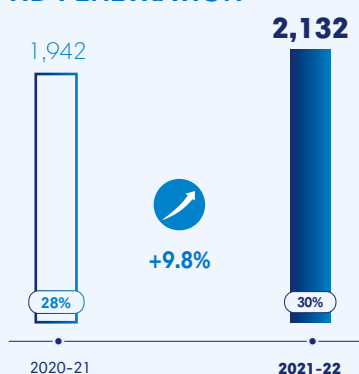


□ Operational transponders

■ Leased transponders

* As of 30 June (owned + leased)

HD CHANNELS BROADCAST AND HD PENETRATION

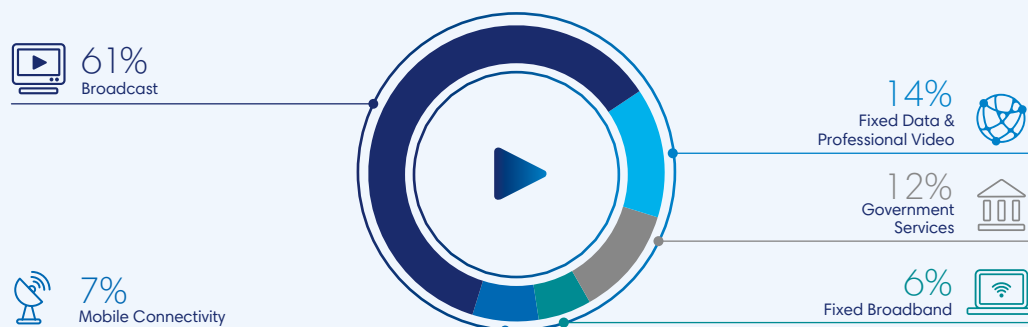


X.X Change

% HD

2021-22 REVENUES BY APPLICATION⁽⁵⁾

(%)



(3) Proposed to the Annual General Meeting of 10 November 2022, with a scrip dividend option to be proposed to shareholders.

(4) On the basis of 36 MHz-equivalent transponders, excluding HTS capacity.

(5) Excluding "Other Revenues".

1 PRESENTATION OF EUTELSAT COMMUNICATIONS

Introduction

A sustainable business model

With a fleet of 36 geostationary satellites⁽¹⁾, Eutelsat is one of the world's leading operators of telecommunications satellites. The Group operates satellites located in geostationary orbit from 139° West to 174° East, with a footprint covering Europe, Africa, the Middle East, Asia-Pacific and the Americas. On the strength of these premium orbital positions and extensive ground infrastructure, Eutelsat has built a solid client base of broadcasters, telecommunications operators and government agencies, served either directly or through distributors. The main suppliers are satellite manufacturers and launch service providers.

With their ubiquitous coverage and high bandwidth availability, the satellites are well positioned to offer high-performance solutions for delivering content directly to end users, including populations located in the most isolated regions.

Eutelsat's mission consists of anticipating the development of communications thanks to a cutting-edge satellite technology to open the way to new forms of communication, enabling everyone to be connected around the globe.

Eutelsat is deploying a major investment strategy to contribute to bridging the digital divide. The entry into service of the EUTELSAT KONNECT satellite has given the Group a next-generation satellite enabling it to offer high-speed broadband access across Europe and Africa. With the forthcoming launch of the KONNECT VHTS satellite, the Group's broadband capacity will be reinforced.

Within Eutelsat, personal engagement and team spirit are key to the achievement of shared and ambitious goals. Every day, the Group's 1,171 employees work on unleashing the potential of innovative technologies so that users around the world can benefit from the most up-to-date video and connectivity services.

Its expertise, innovative ability and the establishment of constructive, long-term stakeholder dialogue enable Eutelsat – the world leader in video, its core business being around 7,000 television channels of which around 2,600 free-to-air – to rank alongside the major connectivity players.

► Major trends



(1) As at 30 June 2022.

PRESENTATION OF EUTELSAT COMMUNICATIONS

Introduction

Resources	Shared value creation	Impacts for stakeholders
HUMAN CAPITAL <ul style="list-style-type: none"> ▶ 1,171 employees ▶ 47 nationalities ▶ Global network with over 50 subsidiaries and sales offices ▶ More than 90% full-time contracts 	OUR MISSION Enable everyone to be connected around the world	ACT FOR THE WELL-BEING OF EMPLOYEES <ul style="list-style-type: none"> ▶ Gender equality index 89/100 ▶ Job booster recruitment programme ▶ Absenteeism rate: 1.87 ▶ Number of accidents at work: 6 ▶ Bloom at work survey
INDUSTRIAL CAPITAL <ul style="list-style-type: none"> ▶ 36 geostationary satellites ▶ Infrastructure including teleports in France, Italy, Madeira and Mexico ▶ Nearly 7,000 channels broadcast via our satellites globally 	OUR STRATEGIC AMBITION <ul style="list-style-type: none"> ▶ Adapt the Group's strategy to the change in its markets ▶ Maximise value creation in the historic activities ▶ Accelerate the Group's development in connectivity 	ENABLE ACCESS TO INFORMATION <ul style="list-style-type: none"> ▶ Coverage of rural areas ▶ Bridge the digital divide: development and marketing of high-speed broadband offers via satellites ▶ Access to education and connectivity: Italy, Africa, Mexico
FINANCIAL CAPITAL <ul style="list-style-type: none"> ▶ Backlog representing more than 3 years of revenues ▶ Shareholders' equity (2,861 million euros) ▶ Solid credit profile with investment grade credit ratings 	DIVERSITY OF EUTELSAT'S BUSINESS <ul style="list-style-type: none"> ▶ Broadcast (of TV channels) ▶ Fixed data ▶ Fixed high-speed broadband services for governments ▶ Fixed and mobile high-speed broadband connectivity 	OPTIMISE THE COMPANY'S FINANCIAL PERFORMANCE <ul style="list-style-type: none"> ▶ A high dividend offering an attractive yield ▶ Strong cash generation: 443 million euros in 2021-22 ▶ Market capitalisation of 2.5 billion euros at 30 June 2022 ▶ Solid financial structure
INTELLECTUAL CAPITAL <ul style="list-style-type: none"> ▶ More than 42 patents in the Eutelsat portfolio ▶ Continuous innovation 	CLIENTS (DIRECT AND INDIRECT) <ul style="list-style-type: none"> ▶ Broadcasters ▶ Telecom operators ▶ Companies ▶ Government agencies ▶ Individuals 	INNOVATING IN THE SPACE WORLD <ul style="list-style-type: none"> ▶ EUTELSAT QUANTUM ▶ Amongst the first users of 100% electric satellites
ENVIRONMENTAL CAPITAL <ul style="list-style-type: none"> ▶ Implementation of a Clean Space policy ▶ 6 proprietary teleports and more than 70 partner teleports ▶ A new head office in Issy-les-Moulineaux ▶ "Space Debris Mitigation Plan" programme 	SUPPLIERS AND BUSINESS PARTNERS <ul style="list-style-type: none"> ▶ Satellite manufacturers ▶ Satellite launch operators ▶ Partner satellite operators ▶ Partner teleport operators 	REDUCE OUR ENVIRONMENTAL IMPACT <ul style="list-style-type: none"> ▶ 23 satellites passivated and re-orbited and 113 placed in geostationary orbit ▶ Installation of photovoltaic panels at Canical (Madeira) and Cagliari (Italy) ▶ Iso 14001 certification at Canical (Madeira) and Cagliari (Italy) ▶ More than 15% reduction in our CO₂ emissions from air travel between 2016 and 2019
SOCIETAL CAPITAL <ul style="list-style-type: none"> ▶ A robust ethical and anti-corruption policy ▶ Broadcasting of more than 2,380 free-to-air channels ▶ Inclusion of CRS clauses in our contracts with suppliers ▶ In-field engagement in humanitarian relief in partnership with NGOs 		BUILDING LONG-TERM RELATIONSHIPS WITH OUR STAKEHOLDERS <ul style="list-style-type: none"> ▶ 100% of employees trained in anti-corruption ▶ Internal "Arrondi Solidaire" initiative ▶ Implementation of programmes enabling the digital inclusion of the most far-flung regions ▶ Member of the Space Data Association

1

2

3

4

5

6

7

A

PRESENTATION OF EUTELSAT COMMUNICATIONS

Group activities, main markets and competition

1.2 Group activities, main markets and competition

1.2.1 Group's activities

Operating capacity on 36⁽¹⁾ satellites in-orbit between 139° West and 174° East providing coverage of EMEA⁽²⁾, the Americas and a large part of the Asian continent, the Group delivers its services to broadcasters and network operators directly or via distributors.

As of 30 June 2022, Eutelsat's revenues were 1,152 million euros, of which 61% came from Video Applications. The backlog stood at 4.0 billion euros, of which 62% for Broadcast.

1.2.1.1 Broadcast

Accounting for 61% of Eutelsat's revenues, Broadcast ("Video Distribution") revenues stood at 697 million euros for the Financial Year 2021-22.

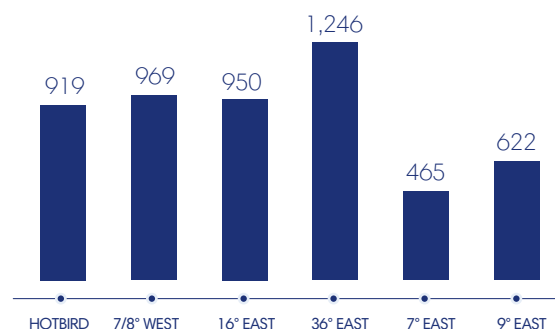
Eutelsat provides its customers with broadcasting capacity and associated services to enable them to transmit TV programmes mainly to households that are either equipped to receive them direct via satellite, or – to a much lesser extent – connected to cable or IP networks. The Group occupies a key place in the audiovisual chain which extends from the reporting site to the TV viewer's screen.

With 7,216 TV channels (including 2,132 in High Definition) broadcast via the Group's in-orbit resources, Eutelsat is a market leader not only in Europe, but also in emerging markets such as Russia, the Middle-East, North Africa and Sub-Saharan Africa where, thanks to its premium broadcasting orbital positions, it benefits regularly from the launch of new television channels and the surge in popularity of new broadcasting formats (High Definition, Ultra High Definition).

Eutelsat is a pioneer in the development of Ultra-High Definition broadcasting: for example, the Group launched the HOTBIRD 4K1 demo channel, encoded in HEVC and broadcast at 50 frames per second with 10-bit colour depth. It was then Europe's first Ultra-HD channel in this new standard. At 30 June 2022, Eutelsat carried 22 unique UHD channels on its fleet mainly in Europe and in Russia.

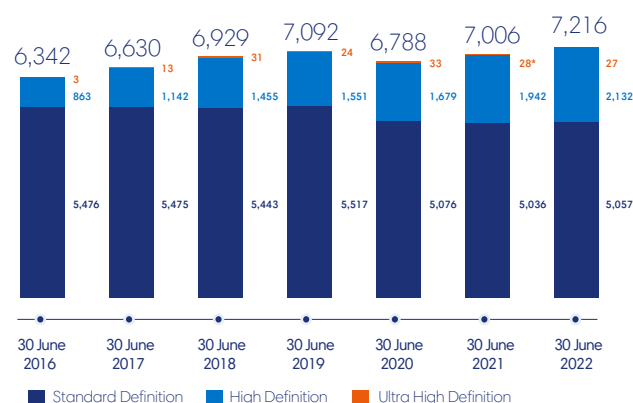
Eutelsat's business model is based on long-term relationships with its broadcasting customers, with large parks (sometimes several million) of antennae pointed at the Group's satellites. The Group's customers for video distribution include leading broadcasters such as Sky Italia and Rai in Italy, nc+ and Cyfrowy Polsat in Poland, Nova and OTE in Greece, United Group (Total TV) in the Balkans, DigiTurk in Turkey, Al Jazeera Sport and BeinMedia in the Middle-East, TricolorTV and NTV+ in Russia, Multichoice, Canal+ Overseas and ZAP in Africa, or Milicom in Latin America. Distributors like Nilesat, Telespazio or Arquiva can also be clients.

► Channels broadcast on the Group's satellites at Eutelsat's main Video neighbourhoods



Source: Eutelsat Communications.

► Number of channels on Eutelsat's fleet



Source: Eutelsat Communications.

* Of which 22 unique UHD channels.

1.2.1.2 Connectivity

Fixed Broadband

Fixed Broadband revenues amounted to 69 million euros in Financial Year 2021-22 and represented 6% of Group revenues.

The Group offers Internet access solutions, notably IP Connectivity services.

Operating in the Ka-band, EUTELSAT KONNECT, which entered service in Financial Year 2020-21, provides 75 Gbps of capacity across a 65-beam network and marks a turning point in the evolution of multi-beam satellites with unprecedented levels of flexibility. With a cost per marketable Gbps that is significantly lower than that of previously operated assets, it provides a competitively priced broadband Internet access solution for households in areas not covered by terrestrial broadband networks.

(1) As of 30 June 2022.

(2) Extended Europe consists of Western Europe, Central Europe, Russia & Central Asia, North Africa, the Middle East and Sub-Saharan Africa.

PRESENTATION OF EUTELSAT COMMUNICATIONS

Group activities, main markets and competition

Initially, the satellite's coverage is being split between Europe, with around 55% of capacity focused on high-demand regions – namely France, Italy, Germany, Spain, the UK – and Africa, where the satellite significantly strengthened and replaced the capacity provided by a third-party operator.

In France and Italy, satellite capacity is marketed by Orange and Telecom Italia respectively. In Spain and Portugal, it is distributed by Hispasat. In the other countries covered (notably the United Kingdom, Ireland, Germany, Austria), Eutelsat markets its own retail offerings for people who live outside the areas covered by fibre. The packages offer ultra-fast speeds (from 30 to 100 Mbps) and unlimited data, guaranteeing subscribers far from traditional networks speeds comparable to those of fibre optics with a range of competitive and affordable tariffs (from 30 euros/month to 70 euros/month) with low installation costs, combined with free installation and provision of all equipment included in the monthly tariff for the majority of customers.

In Africa, the Group addresses the connectivity needs of individuals, businesses and governments with services active in some 15 countries at this stage, in particular in the Democratic Republic of the Congo, Nigeria, South Africa, Cameroon, Senegal, Côte d'Ivoire and in Tanzania, with the prospect of serving a growing number of national markets in the future. In some countries (e.g. the Democratic Republic of the Congo or Côte d'Ivoire), Eutelsat markets its own services directly, which are tailored to the African market, while in others it relies on partners (e.g. Coolink in Nigeria or Paratus and Vox in South Africa, Intersat in Senegal). The services that started with the lease of HTS capacity on the fleet of the operator Yahsat were migrated to the EUTELSAT KONNECT satellite.

In addition, Eutelsat provides Ka-band capacity for satellite Internet access in Latin America on the EUTELSAT 65 WEST A satellite, most of which is sold to EchoStar. Since autumn 2016, Eutelsat has also been providing satellite Internet access services in Russia on the EUTELSAT 36C satellite, notably through a partnership with Tricolor.

Data & Professional Video

Data & Professional Video revenues stood at 159 million euros for Financial Year 2021-22 and represented 14% of Eutelsat's revenues.

The Fixed Data business is split between Corporate Networks, Mobile Backhauling and Trunking. Latin America, Africa and the Middle-East represent the majority of revenues in this application:

- ▶ Satellite corporate networks enable corporates to connect their network via satellite in remote areas thanks to VSATs (Very Small Aperture Terminals) on the ground. These verticals are served mostly indirectly via service providers but the main users include for example the oil and gas industry, mining, banking or distribution. Corporate networks represent more than half of Eutelsat's Fixed Data Services revenues.
- ▶ Within the mobile network (backhaul) and Internet backbone connection (trunking) verticals, customers are predominantly telecom operators and Internet Service Providers (ISPs) seeking to connect their local platforms via satellites to international networks (Internet, voice) or extend their mobile networks in areas which are difficult to reach.

Regarding Professional Video, the Group provides:

- ▶ television channels or broadcasting platforms with point-to-point links, enabling them to route their programmes to dedicated teleports so they can be picked up on satellites offering broadcasting services for television channels. These professional video links also enable the establishment meshed networks which are used for the exchange of TV station programmes;
- ▶ and links for the transmission by broadcasters of current affairs programmes ("Satellite News Gathering" or SNG) in standard digital or in High Definition. The Group's customers for this type of service include the European Broadcasting Union (EBU), Sky, Globecast, Arqiva, as well as video reporting professionals and sports federations.

In these applications, capacity can be allocated on a permanent basis or for occasional use, the latter part being sensitive to the holding of specific events, for example sports.

Government Services

Government Services revenues amounted to 144 million euros in Financial Year 2021-22 and represented 12% of Group revenues.

Government missions require reliable global communications that can be rapidly deployed throughout the world. The Group's satellites enable a wide coverage with a strong quality of service and provide direct links between Europe, the Middle-East, Africa, Asia and the Americas. Whether operations are land-based, maritime, field, or air, demand for satellite services is generally driven by three key needs: interconnection of sites that are dispersed or located some distance from high-speed terrestrial routes, guaranteed immediate availability of capacity as well as security and reliability.

The Group addresses notably the needs in terms of satellite capacity required by the military and by intelligence, surveillance, safety, security and reconnaissance systems for the U.S. government that indirectly represents the majority of revenues in this application. In addition, the Group also operates the GEO-3 payload of the European Geostationary Navigation Overlay System (EGNOS), on board the EUTELSAT 5 WEST B satellite under a 15-year contract signed in 2017 with the European Global Navigation Satellite Systems Agency (GSA). Furthermore, the Group was awarded a contract by the GSA for the development, integration and operation of its next-generation EGNOS GEO-4 service on the EUTELSAT HOTBIRD 13G satellite, expected to enter into service in 2023, a 15-year contract with a total value of 100 million euros.

Besides the GSA, the main customers for this business unit are specialist distributors who cater for the needs of the U.S. government through contracts whose main terms are fixed on a multi-year basis but which include annual exit options.

Mobile Connectivity

Mobile Connectivity revenues amounted to 80 million euros in Financial Year 2021-22 and represented 7% of Group revenues. The capacity is used to provide Connectivity services on planes or ships.

The Group has a portfolio of assets with capacity dedicated to Mobile Connectivity (in-flight or maritime) at 3° East, 10° East, 172° East, 33° East, 70° East, 115° West and 117° West orbital positions.

1

2

3

4

5

6

7

A

1 PRESENTATION OF EUTELSAT COMMUNICATIONS

Group activities, main markets and competition

With its portfolio of orbital resources and satellites, it is also able to provide services on satellites in inclined orbit, which can be relocated according to the market opportunities in that application. In the value chain, the Group is a raw capacity provider and its main customers are distributors/integrators such as Panasonic, Anuvu, Marlink, GoGo, ViaSat or Speedcast, or telecom operators such as China Unicom or Telenor, which resell turnkey services to airlines or shipping companies.

In recent years, the Group has also developed its maritime business with agreements with Speedcast, Marlink and Telenor for capacity

at multiple orbital positions. While the Group does not have a strong presence in the cruise ship connectivity segment, it is more active in the merchant marine and luxury ship segments.

The EUTELSAT 10B satellite, which is expected to enter service in 2023, will be a major growth driver for this application. It will provide significant incremental capacity with coverage particularly well suited to maritime and aero activities.

Contracts in this area are usually long-term, multi-year contracts.

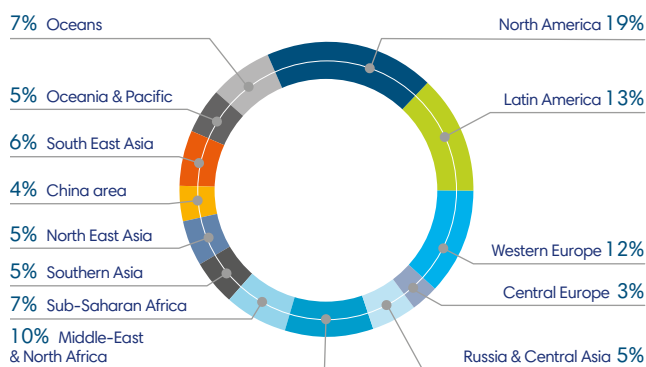
1.2.2 Main markets and competition

Fixed Satellite Services (FSS) operators operate geostationary satellites (GEO) that are positioned in an orbit approximately 36,000 kilometers from the earth in the equatorial plane. These satellites are particularly well-suited to transmitting signals to an unlimited number of fixed terrestrial antennae, which are permanently directed towards the satellite. They are therefore one of the most efficient and cost-effective means of communication for transmitting from one fixed point to an unlimited number of fixed points, as in the case of television broadcasting, for example. GEO satellites are also suitable for linking together a group of sites spread out over vast geographical areas (e.g. private business networks or retail outlets), as well as extending mobile telephone networks and Internet access to areas where terrestrial networks provide little or no coverage and establishing or restoring communications networks in emergency situations.

The growth of television in emerging markets, growing needs in terms of Internet access, whether fixed or on the move, and the role of satellites in complementing terrestrial networks to enable access to digital services in all regions are three key growth drivers in the FSS industry.

According to Euroconsult, the FSS sector generated global revenues of 10.1 billion U.S. dollars in 2021.

► Breakdown by region of revenue for FSS sector



Source: Euroconsult, 2021 edition, based on total FSS operators wholesale revenues.

1.2.2.1 The Fixed Satellite Services industry

A market with visibility

Eutelsat: a core player in the most resilient segments

Visibility on the FSS market is underpinned by several factors:

- satellites represent the most efficient and cost-effective technology for broadcasting content over large geographical areas;
- barriers to entry remain significant due to a complex international regulatory framework and the high level of investment and technical expertise required;
- customers, especially those in the Video broadcasting business, prefer to secure satellite capacity on a long-term basis;
- long-term partnerships are encouraged due to the high costs involved in transferring services in the event of a change of satellite operator, particularly in Video broadcasting.

The market for Video broadcasting, Eutelsat's core business, has high visibility and is reflected by a backlog that represents more than three years of Group revenues.

Furthermore, as an infrastructure used to distribute content, satellite benefits from the trend of secular growth in usages and global data traffic.

An increase in usages driven by the digital revolution

Eutelsat: a key player in the distribution of Video content

The television market is evolving. Larger television screens call for improvements in image quality, notably the development of High Definition and soon Ultra High Definition (UHD), which require additional bandwidth. Moreover, despite a growing trend towards the combined consumption of linear and Internet content, reflected by the ramp-up of connected television and multi-screen services, linear television remains the primary means to view video content.

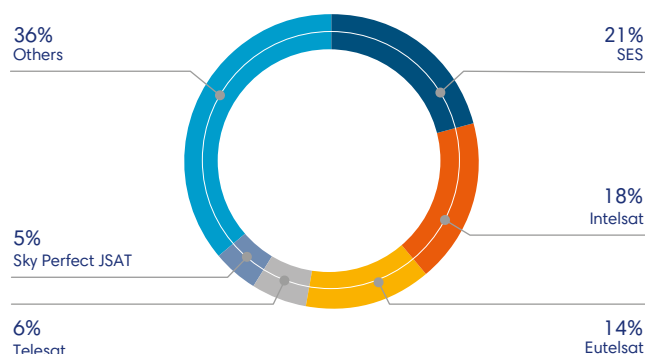
Satellite remains the distribution infrastructure enabling Free-to-Air or Pay-TV platforms to reach the largest audience at a competitive cost with best-in-class image quality.

PRESENTATION OF EUTELSAT COMMUNICATIONS

Group activities, main markets and competition

A fast-changing and competitive environment

► Operators' global market share (based on revenues)



Source: Euroconsult, 2021 edition.

The three largest operators – Intelsat, SES and Eutelsat – hold more than a 50% market share in the FSS sector. At the regional level, some operators have also implemented for a few years investment programmes with a view to expanding their markets and competing with global operators. These programmes may encounter obstacles such as the high level of investment, expertise and commercial effort required, as well as the complexity of the international regulatory environment. In addition, for certain non-video applications, the arrival of HTS and subsequently VHTS satellites driven by technical innovation provides increased throughput at competitive costs.

Finally, several Low Earth Orbit constellation projects are emerging, although they are at different stages of development. These Low Earth Orbit constellations are based on different principles than those of geostationary satellites. Lower orbits (ranging from a few hundred km to a few thousand km) give lower latencies than those of geostationary satellites; low-orbit satellites are standardised and smaller, with less mass, but there are more of them (from a few dozen to several thousand) and eventually offering global coverage. Although they aim to ultimately address a wide range of uses (Fixed Broadband, Mobility, Fixed Data Government), they will not be serving the Broadcast markets, which account for more than 60% of the Group's revenues. In addition to OneWeb in which the Group has invested (see below), these projects include Starlink (SpaceX), which is already in service, and several constellations that are not yet operational such as Kuiper (Amazon) and Lightspeed (Telesat).

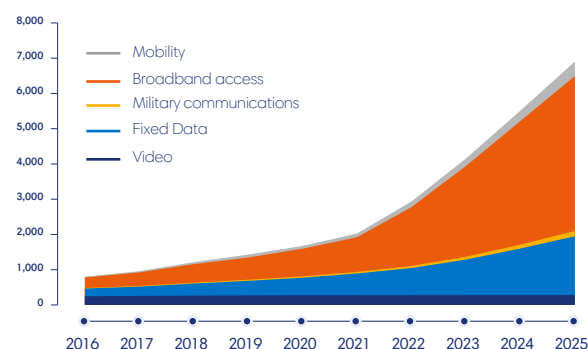
These investments, together with the growth of established operators and technical innovation, are reflected by an increase in the amount of geostationary satellite capacity on the market, which differs depending on the applications. Whereas regular capacity global supply should, according to Euroconsult, decline by 19% between 2020 and 2025, HTS capacity supply dedicated mostly to Connectivity is expected to be multiplied by three over the same timeframe.

A dual market dynamic

In the satellite capacity market, Broadcast is the main historical activity. Although it is a resilient business, it is expected to slightly decline in the coming years despite pockets of opportunity in emerging markets, given a slight contraction in demand in mature markets (Europe). Other historical activities, notably Professional Video from geostationary assets, have seen a decline in revenues for several years. At the same time, new high-growth markets are

emerging in so-called "Connectivity" activities. These include Fixed Broadband as well as Fixed Data, Government Services and Mobile Connectivity, some of which are heritage activities to be reinvigorated by technological evolution and innovation in the satellite industry. These activities offer a significant growth potential for satellite operators in the medium and long-term.

► Breakdown by application of global demand in Gbps (regular and HTS capacity used)



Source: Euroconsult, 2021 edition.

1.2.2.2 Broadcast businesses – market prospects

Broadcast is the largest segment of the FSS market, accounting for circa 3,200 transponders worldwide, equivalent to 50% of the volume of regular capacity available on the market (source: Euroconsult, 2021 edition). In North America, the decline in the channel line-up is more pronounced.

Overall, the Broadcast market benefits from two structural trends:

- the number of homes equipped with a satellite terminal should continue to increase. Between 2021 and 2026, it is expected to increase by more than 9 million units on Eutelsat's main broadcast markets (EMEA and Russia), representing a slight progression in satellite market share in terms of TV reception that is expected to stand at around 36%, stable over the same period (source: Digital TV Research);
- the number of channels broadcast by satellite worldwide continued to increase slightly, exceeding 42,000 in 2021 (source: Euroconsult, 2021 edition).

Market dynamics differ between developed and emerging countries.

In developed countries:

- The market is mature. In Europe in particular, trends should be broadly stable to slightly down, with HD and UHD ramp-up broadly more than offsetting improvement of compression and encoding format as well as end of certain simulcast channels. In North America, the decline in channels is more pronounced.
- Requiring more satellite capacity than Standard Definition (a 36 MHz transponder can broadcast more than 20 Standard Definition channels or around 9 HD channels in MPEG-4 format), the HD penetration rate on Eutelsat satellites has risen from 28% to 30% in the past year. According to Euroconsult, the number of HD channels should increase at a weighted average annual rate of 7% in EMEA and Latin America over the 2020-2030 period to more than 13,000 channels by 2030.

PRESENTATION OF EUTELSAT COMMUNICATIONS

Group activities, main markets and competition

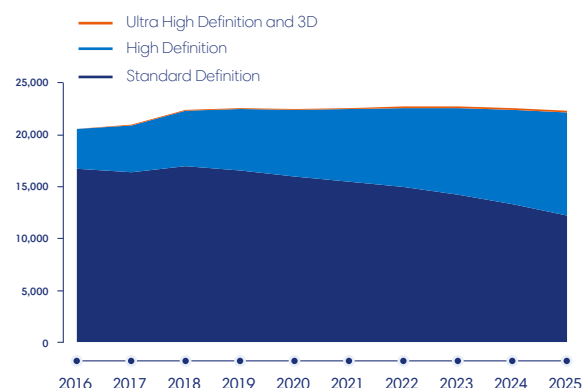
- Conversely, technological advances in the compression of television signals together with the discontinuation of simulcast channels have a negative impact on capacity requirements. The implementation of the DVB-S2 standard and the adoption of the MPEG-4 compression format will make it possible to broadcast up to twice as many channels per transponder, thereby optimising the use of bandwidth between television channels, which in turn reduces the cost of accessing satellite capacity for new entrants on the market. However, Eutelsat is more advanced on compression (76% of channels are already in MPEG-4) than on HD penetration (penetration rate of 30%). Future HD ramp-up should therefore be more significant than the growth in the number of MPEG-4 channels. In addition, it should be noted that the generalisation of a new compression format is a very long-term phenomenon insofar as it requires compatible equipment (television or box) at the end user's premises.
- Ultra-High Definition technology is developing, and suitable equipment is beginning to emerge. It is currently almost three times as bandwidth-hungry than HD, even factoring in the efficiency gains brought by the new HEVC compression format, which creates opportunities for growth demand.
- The development of interactive platforms as a result of the emergence of new non-linear ways of watching television is prompting operators to design new services that combine access to both linear television and a catalogue of on-demand services. Eutelsat's teams are involved in this process and are continuously working to enhance television services and supply of connected television services.

In emerging countries, demand is still well oriented in terms of volume. According to Euroconsult, between 2020 and 2025, demand for capacity (Gbps) for Broadcast will grow by 2% per year in Latin America, Sub-Saharan Africa, the Middle-East and North Africa, as well as in Russia and Central Asia. The key factor driving this growth is the increase in the number of channels broadcast by 10% over the past five years. The potential for further growth is significant since, for example, there are currently only two channels per million inhabitants in Sub-Saharan Africa, compared with more than 30 per million inhabitants in North America.

Moreover, HD penetration is weaker than in mature countries. For example, in Sub-Saharan Africa, HD penetration stands at 11% compared with 40% in Western Europe (source: Euroconsult, 2021 edition). HD penetration is forecast to grow in these regions, which will have an additional positive effect on demand.

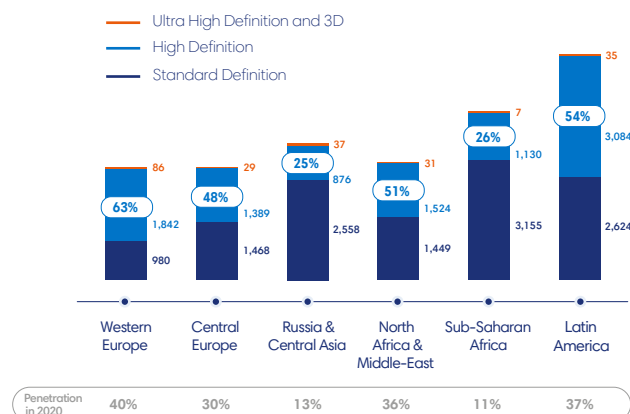
Overall, in the Group's main markets, Broadcast is expected to experience an average annual value contraction in the low-to-mid single digits in the coming years.

► Evolution of the number of SD, HD and UHD channels in Extended Europe and Latin America



Source: Euroconsult, 2021 edition.

► HD penetration by subregion in 2025



Source: Euroconsult, 2021 edition.

1.2.2.3 Connectivity Applications – market prospects

The market for Connectivity Applications represents one of the greatest potential medium and long-term growth opportunities in the satellite segment.

Fixed Broadband

The number of homes equipped with a satellite terminal connected to the Internet has risen by 27% in five years to reach 3 million worldwide (source: Euroconsult, 2021 edition). Mainly confined to the European and American markets at this stage, Satellite Broadband is expected to grow in the years ahead, especially in Europe, and expanding to new regions, notably Africa.

PRESENTATION OF EUTELSAT COMMUNICATIONS

Group activities, main markets and competition

The development of the market for Fixed Broadband is driven by the following factors:

- In all geographical areas, millions of homes will long remain out of reach of terrestrial infrastructures. Therefore, the satellite is the only way for them to have access to Internet, representing a highly significant addressable market for the FSS industry. In Europe, for instance, at least four million homes will still be deprived of fixed terrestrial Internet connection exceeding 10 Mbps and 4G or 5G indoor Connectivity in 2030 in spite of the investment programmes announced by governments and telecom operators. In most emerging countries, the deployment of terrestrial networks is lagging behind mature countries, which means the addressable market in those countries is even more significant, representing for example also several million units in Africa.
- The emergence of HTS satellites ("High Throughput Satellites") in the Ka frequency band has significantly reduced the cost of access to satellite resources for connectivity services when compared to traditional satellites. The deployment of second generation HTS satellites such as EUTELSAT KONNECT and of VHTS satellites ("Very High Throughput Satellites") such as EUTELSAT KONNECT VHTS with dramatically increased capacity compared to HTS satellites, provide a far larger number of users with offers comparable in terms of price and quality to very-high-speed terrestrial networks, leading to a change in scale in these markets, without saturating the strong demand described hereabove.

Including revenues generated by both geostationary and non-geostationary satellites, this market should represent a global opportunity of more than 4 billion U.S. dollars of revenues by the end of the decade (source: Euroconsult 2021) and growing at an average annual rate of around 17%.

Other Connectivity applications

Other connectivity applications include Fixed Broadband, Government Services and Mobile Connectivity. The market addressed by these verticals is evaluated at around 11 billion U.S. dollars (source: Euroconsult 2021) by the end of the decade and growing at a double-digit rate, including revenues from both geostationary and non-geostationary satellites. Whilst most of the growth in this market will be captured by low or medium earth orbit satellites, geostationary satellites will continue to play a major role in these segments given their characteristics, particularly in terms of coverage and throughput, as well as the installed base of terminals and antennas.

Fixed Data

The Data market is composed of several segments: business networks, the interconnection of mobile networks and trunking.

- VSAT business networks: although fibre optic is currently penetrating urban areas, many rural and suburban areas are being left behind as they do not offer a sufficient return on investment for terrestrial operators. In many areas, in particular in emerging countries, satellite technology is therefore the optimal solution. Three sectors account for the majority of demand for this segment: the oil and gas industry, for connecting onshore and offshore drilling platforms; and the banking and retail sectors, for securely circulating financial and logistical data between different outlets. More than two million VSAT terminals for business networks are in operation globally, and this is expected to continue to grow as illustrated by the chart below.
- Interconnecting mobile networks: The market for interconnecting mobile networks is defined as the transmission of information (primarily voice at present and data in the future) between base stations (that connect directly to mobile terminals, such as mobile telephones) and their various network aggregation points. Satellite is one technology amongst others (such as fibre optic and microwave) for transmitting information between these points. It is concentrated in emerging countries, in particular Latin America, Africa and Southern Asia. For satellite operators, this segment should benefit from the development and the extension of data-greedy 3G/4G/5G mobile networks, therefore generating additional demand for satellite capacity that will make it possible to complement the coverage of terrestrial networks. In particular, low earth orbit satellites are well positioned to capture this opportunity due to their low latency.
- The "trunking" market is defined as the transmission of information (voice or data, also known as "IP trunking") between one national backbone network and another. This market is in decline in large part due to competition from terrestrial infrastructures, fibre or submarine cables. Nevertheless, satellite technology still plays an important role in areas that are not connected to the terrestrial network or that have a poor connection to the network. There is also a specific market segment that helps to secure the network in countries where fibre optic is unreliable.

1

2

3

4

5

6

7

A

1 PRESENTATION OF EUTELSAT COMMUNICATIONS

Group activities, main markets and competition

- Finally, the development of the Internet of Things (IoT) in various applications (transport, logistics, agriculture, intelligent environments, etc.) represents a new market for satellite operators as a complement to other infrastructures, whether to connect objects directly or because the networks of IoT actors themselves need to be interconnected. It represents a significant long-term growth opportunity.

Overall demand is expected to grow in volume notably thanks to increased Data traffic and network extension but is accompanied by a significant and sustained decline in prices reflecting an increase in available satellite capacity, particularly HTS and VHTS, and a decrease of its production cost. While Fixed Data from geostationary assets has declined in recent years, with a trend that is however tending to improve significantly, non-geostationary satellites will capture most of the future growth in this application in the long-term.

Including revenues generated by both geostationary and non-geostationary satellites, this market should represent a global opportunity of more than 3 billion U.S. dollars of revenues by the end of the decade (source: Euroconsult 2021) and growing at an average annual rate of around 10%.

Government Services

In the medium and long-term, demand in the Government Services market will benefit from developments in security, surveillance, safety and IT systems in a context of increasing volumes of data exchanged, miniaturisation of equipment and deployment of remote-controlled systems, and from the increasing use of commercial capacities by governments seeking to rationalise spending on the long-term. Increasing space defense budgets is also a positive factor. Finally, geopolitical context remains an element that can impact demand in the short-term.

Non-geostationary satellite constellations are expected to further broaden the market given their ubiquitous coverage characteristics, in particular. While geostationary satellites will continue to play a major role in this segment as they benefit from a large base of terminals installed and the launch of innovative services (e.g. EUTELSAT QUANTUM), non-geostationary satellite constellations will progressively capture most of the growth in this segment.

Including revenues generated by both geostationary and non-geostationary satellites, this market should represent a global opportunity of more than 4 billion U.S. dollars of revenues by the end of the decade (source: Euroconsult 2021) and growing at an average annual rate of around 13%.

Mobile Connectivity

Broadband mobile communications is a market with strong growth potential both in maritime and in-flight Connectivity.

Although it has been strongly affected by the world health situation, demand for in-flight Connectivity in terms of volume is indeed expected to increase in the middle and long-term thanks to the following factors:

- the resumption of the rise in air traffic once the effects of the health crisis have faded;
- passengers' growing demand for Connectivity, with an increase in the number of smart devices and the rise of more bandwidth-hungry usages, both of which are reflected in the exponential growth in data consumption per user;
- the desire of airlines to offer this new service as a way of differentiating themselves from competitors leading to an increased penetration of aircraft equipped for in-flight Connectivity services;
- the arrival of HTS satellite capacity (and subsequently VHTS capacity), giving access to larger capacities at a lower cost and offering a very-high speed experience to passengers should result in increased use of the service by users;
- the proliferation of rotating flat dishes, reducing indirect costs (weight and maintenance).

The market for maritime satellite Connectivity is made up of different sub-segments, each with its own dynamics: merchant ships, cruise ships, yachts. It is expected to grow, particularly in light of more bandwidth-hungry usages and due to factors which are common to Aero Mobility.

In the long-term, including revenues generated by both geostationary and non-geostationary satellites, this market should represent a global opportunity of more than 3 billion U.S. dollars of revenues by the end of the decade (source: Euroconsult 2021) and growing at an average annual rate of around 17%.

1.2.3 Group Strategy

In the face of the market environment, Eutelsat has implemented from fiscal year 2016-17 a two-step strategy in response to the recent slowdown in growth of its core businesses. The aim of the first step is to maximise the revenue generation of its businesses by adapting its operational and financial objectives. The second step consists of returning to growth by optimising value creation and capturing the longer-term potential in Connectivity.

The strategic roadmap of the Group is based on two pillars:

- ▶ Maximise cash generation of our heritage businesses in order to fund our transition toward high growth verticals whilst continuing to deliver a high level of shareholder return;
- ▶ Return to growth in the Connectivity verticals: through the implementation of a "Telecom pivot", aimed at serving the long-term needs of telecom operators. To this end, the Group will rely on:
 - geostationary-enabled: in Fixed Broadband with EUTELSAT KONNECT and KONNECT VHTS satellites as well as in other applications via selected investments,
 - low-orbit-enabled: via the stake in OneWeb.

The Group will work to generate synergies between its GEO and LEO assets.

1.2.3.1 Maximising Free Cash Flow generation

The maximisation of Discretionary Free Cash Flow generation is achieved through a set of financial and operational measures in the Group's heritage businesses, in particular Broadcast, which is the main driver of the Group's cash flow generation.

Financial Measures

Financial measures are structured around four areas:

- ▶ Optimising capex: capex savings were achieved without impacting the current deployment plan and associated future revenues. Savings will notably be driven by the implementation of a "design-to-cost" approach. The order of EUTELSAT 5 WEST B (in fall 2016) using this approach led to savings in excess of 30% compared to the theoretical replacement cost of EUTELSAT 5 WEST A. More recently, the replacement of the HOTBIRD constellation is another illustration of this approach. Several other elements will also contribute to capex reduction, in particular the capitalisation on industry-wide efficiency improvements and the strict monitoring of Ground capex. The average annual investment budget has been reduced to a maximum of 400 million euros per year.
- ▶ Reducing the cost of debt: the refinancing of bond issues maturing in March 2017, January 2019 and January 2020 generated savings at run rate of respectively circa 30 million euros, circa 24 million euros and circa 10 million euros per year before tax.
- ▶ Controlling operating costs with the implementation of the "LEAP 1" cost-savings plan generated 32 million euros in annualised savings in 2018-19, and then a "LEAP 2" cost-savings plan made it possible to secure a further 24 million euros in savings in 2021-22.
- ▶ A reduction of the order of 70 million euros in the annual tax burden, following the change in French tax territoriality treatment.

All these measures helped the Group ensure a high level of free cash flow despite the erosion of revenues experienced by the Group in recent years. As a result, since 2017-18, the Group has generated a cumulative Discretionary Free Cash Flow of 2.2 billion euros over the last five fiscal years.

Furthermore, in order to maximise cash and accelerate deleveraging, Eutelsat streamlined its portfolio of assets with the disposal since 2016 of several assets (Hispasat, Wlms/DHI, EUTELSAT 25B, EBI) for a consideration of more than 750 million euros at an average EBITDA multiple around 8x.

Adaptation of strategy in core Broadcast business

The Group's strategy for mature countries aims to optimise the value of its assets by:

- ▶ increasing direct access to its customers when and where appropriate; reorganisation of indirect distribution in specific cases; Therefore, following the partial renewal of its contract with the distributor Nilesat in the Middle East in October 2021, the Group directly markets most of its capacity at the 7/8° West position, relying in particular on Noorsat, a distributor acquired in 2018;
- ▶ stimulating HD and Ultra HD take-up implementing more segmented pricing strategies aiming at capturing part of the efficiency gains enabled by improved modulation formats;
- ▶ attracting premium channels in different language pools;
- ▶ implementing more segmented pricing policies with the objective of capturing part of the efficiency gains resulting from the new modulation formats;
- ▶ developing a new set of services to strengthen relationships with customers while generating additional revenue opportunities. During the fiscal year, Eutelsat launched Sat.tv, its enhanced electronic programme guide (EPG) for free-to-air television channels. This service is currently available on the 7/8° West position for more than 56 million Arabic-speaking households in the Middle East and North Africa and will be progressively deployed at other Eutelsat video neighbourhoods. It offers a comprehensive and automatically updated programme schedule with a consistent presentation of channels and numbering by region.

At the same time, Eutelsat will continue to pursue growth opportunities in emerging countries by:

- ▶ leveraging its existing in-orbit resources: for example in Financial Year 2020-21, Multichoice, one of Africa's largest broadcasting groups, committed to several additional transponders at the 36° East orbital position, thereby testifying to the remaining opportunities in the African market;
- ▶ continuing to invest selectively in the most promising markets. The entry into service of EUTELSAT 7C in January 2020 has significantly improved coverage in Sub-Saharan Africa where the Video market is expanding rapidly. A contract has been signed with Canal+ shortly after the entry into service of the satellite for the launch of a new DTH platform in Ethiopia.

Finally, in the medium term, Eutelsat aims to maximise value creation and maximise the return on capital employed in its core Video business to systematically optimise investments, which is implemented in particular when replacing its in-orbit resources.

PRESENTATION OF EUTELSAT COMMUNICATIONS

Group activities, main markets and competition

1.2.3.2 Returning to growth by seizing long-term opportunities in Connectivity

Eutelsat's return is based on the seizure of long-term opportunities in Connectivity, be it in Fixed Broadband or other applications (Fixed Data, Government Services, Mobile Connectivity or Internet of Things). This "Telecom pivot" aims to serve the long-term needs of telecom operators.

GEO enabled

In Fixed Broadband via in particular EUTELSAT KONNECT and KONNECT VHTS

Eutelsat aims to serve households that will remain permanently out of the reach of terrestrial networks (Fibre, 4G, 5G) by enabling users located in areas of the digital divide to access very high-speed solutions at prices comparable to those of terrestrial services. It does not aim in any way to compete with telecom operators but rather to act as a complement to their networks.

Financial Year 2020-21 was marked by the gradual entry into service of the EUTELSAT KONNECT satellite from November 2020. This will provide significant resources to serve the Fixed Broadband markets in Europe and Africa. It marks a turning point in the evolution of multi-beam satellites thanks to unprecedented levels of flexibility that will optimise fill rates and to favourable economic conditions, with a significantly lower cost per marketable Gbps than that of existing in-orbit assets. The ramp-up of the EUTELSAT KONNECT satellite continued in fiscal year 2021-22 with four of the main European markets (France, Italy, Germany, Spain) covered by wholesale or distribution agreements with major operators (Orange, TIM, Deutsche Telekom and Hispasat respectively).

The Group has made major progress in implementing its European Fixed Broadband strategy with:

- ▶ the reorganisation of its European business with:
 - the disposal of the stake in Eurobroadband Infrastructure, which carries the KA-SAT satellite, in service since 2011,
 - the acquisition of BigBlu Broadband Europe, the leading distributor of Fixed Satellite Broadband in Europe;
- ▶ distribution in Europe is thus organised around two axes:
 - wholesale agreements with telecom operators, like those signed with Orange and Telecom Italia mentioned in the previous paragraph. Potential agreements with other operators are still under discussion. This "wholesale" axis is the Group's preferred approach because of its better profitability and the visibility it provides,
 - direct distribution organised around BigBlu Broadband's European satellite activities, which have enabled the first retail offerings to be launched in several European countries.

A second satellite, KONNECT VHTS, whose main application will also be Fixed Broadband, will mark a major milestone and a real change of scale for Connectivity. This VHTS satellite, with a total capacity of approximately 500 Gbps covering Europe and scheduled for entry into service in the second half of calendar year 2023, will carry the most powerful digital processor ever put into orbit, capable of

combining flexibility in capacity allocation, optimal use of spectrum and gradual deployment of the network on the ground.

In addition to Europe, the Group is also present in other areas:

- ▶ in Africa using the KONNECT satellite, which will eventually (after the entry into service of KONNECT VHTS) be fully redeployed in Africa, and where capacity marketing efforts are focused in the following directions:
 - distribution agreements with service providers (e.g. Coolink in Nigeria or Paratus and Vox in South Africa) or telecom operators (Telone in Zimbabwe),
 - digital inclusion programmes supported by governments, such as the agreement with Schoolap in the DRC (connection of several thousand schools) or the Post Office in Côte d'Ivoire,
 - direct distribution, which reinforces the knowledge of the end user's needs with a few directly operated shops in the DRC and Côte d'Ivoire,
 - Wi-Fi hotspots to provide high-speed Internet access at public places such as hospitals, schools and universities, shops, etc.;
- ▶ in Russia with a Ka-band HTS payload on the EUTELSAT 36C satellite: the service was launched in autumn 2016 and is based in particular on a partnership agreement with the Russian pay-TV operator Tricolor TV;
- ▶ in Latin America, where the Ka-band payload on the EUTELSAT 65 WEST A satellite is largely leased to the Echostar group.

In other Connectivity applications via selected investments

Given the strong demand in other Connectivity activities (Fixed Data, Government Services, Mobile Connectivity and Internet of Things), the Group will pursue growth opportunities with multiple initiatives including selected investments, as long as they are consistent with its financial framework, provide a differentiating factor and/or are associated with significant customer commitments. The Group will also pursue the optimisation of its existing assets in these applications.

In particular;

- ▶ Eutelsat has ordered during the 2019-20 fiscal year the EUTELSAT 10B satellite, which is expected to enter into service in 2023 and includes two incremental HTS Ku-band payloads dedicated to mobility offering exceptional coverage from the Americas to Asia. Firm multi-year capacity commitments representing more than one-third of this incremental HTS capacity have already been made, reflecting the strong demand for Ku-band mobility services in this geographical area.
- ▶ EUTELSAT QUANTUM, entered into service in November 2021, is a new software-based reconfigurable satellite, bringing a differentiated value proposition with an on-going ramp-up. Customers benefit from the flexibility to configure coverage, bandwidth, power and frequencies. The applications enabled by this new concept in satellite technology are particularly suited to customers in the Government Services and Mobility sectors who are seeking operational flexibility.
- ▶ The KONNECT VHTS satellite, although mainly dedicated to fixed broadband (see above), will also provide from the 2023 calendar year Ka-band capacity over Europe adequate to deliver a very high-speed broadband experience and notably meet the needs of the Mobile Connectivity and Government Services market.

PRESENTATION OF EUTELSAT COMMUNICATIONS

Group activities, main markets and competition

- ▶ In Government Services, opportunities for hosted payloads will be pursued, such as the EGNOS payloads on EUTELSAT 5 WEST B (in service) and on EUTELSAT HOTBIRD 13G, as well as the UHF payload on EUTELSAT 36D.
- ▶ Moreover, Eutelsat is exploring the possibility of a further development in the Internet of Things (IoT) market in particular with the ELO constellation project. This constellation relies on nano-satellites at reduced costs (around 1 million euros per satellite) complementing terrestrial IoT networks and enabling global coverage, so that objects are able to transmit data, irrespective of their location and without increasing their cost or energy. The first phase is devoted to in-depth tests, with five satellites, of which 3 have already been launched. Other satellites could gradually be added to the constellation if this new initiative proves successful, with a global commercial service being possible with a few tens of satellites.
- ▶ The Group will keep optimising the resources of its geostationary fleet, developing notably managed services to deliver a service in Mbps to the client. The Group notably launched Eutelsat ADVANCE, an innovative portfolio of managed connectivity services combining Ka and Ku-band for a truly end-to-end global service. It addresses demand for connectivity services with extended reach, as business processes increasingly migrate to the cloud. The Group will also keep looking for commercial opportunities coming from the relocation of satellites operating in inclined orbit as illustrated by the agreement signed with Global Eagle for mobility services at 139° West.
- ▶ Finally, the Group is considering potential further organic investment in all-digital "Flexsats" to underpin medium-term growth trajectory. Flexsats are multi-mission medium-size satellites carrying fully digital HTS payloads maximising mission flexibility in terms of coverage, power and frequency as well as efficiency. They open up the possibility for an optimised hybrid infrastructure between GEO and LEO.

LEO-enabled via OneWeb in order to address Telecom needs in the longer-term

Through its investment in OneWeb, the Group benefits from a compelling entry point to the considerable LEO constellation opportunity in the Connectivity applications (excluding Fixed

Broadband), in particular in Fixed Data, Government Services and Mobility, with, in addition, a strong commercial potential for "win-win" co-operation thanks to complementarity of resources and assets.

With two-thirds of its satellite network already in orbit, the OneWeb constellation enjoys valuable ITU-backed priority spectrum rights and will operate 648 satellites in low orbit (LEO) offering low latency. This first generation of satellites will offer global coverage and deliver 1.1 Tbps of capacity addressing the Government, Fixed Data and Mobility markets. A second-generation constellation will be considered and would provide significant enhancements in terms of capacity, flexibility and economics. Following Russia's invasion of Ukraine, OneWeb had to suspend the remaining six upcoming launches for its first generation, which were planned from Baikonur Cosmodrome. Since then, OneWeb entered into agreements with SpaceX and New Space India that will enable it to resume satellite launches.

A Global Distribution Partnership to Address Key Connectivity Verticals has been signed between Eutelsat and OneWeb: it reflects the deepening cooperation between the two companies and showcases the synergies between them, delivering Eutelsat's extensive commercial reach to OneWeb while complementing Eutelsat's fleet of geostationary satellites with Low Earth Orbit assets. It paves the way for the companies to work together on developing combined GEO/LEO connectivity solutions. This agreement was strengthened by an exclusive commercial partnership agreement, with Eutelsat taking a firm commitment for some OneWeb's capacity and benefitting from exclusive use over certain pre-determined sales regions and verticals, in particular continental Europe and Global cruise.

In a context where LEO features will enable the extension of the addressable market for satellite operators well beyond their current reach, the complementarity of Eutelsat's and OneWeb's resources and assets is expected to optimise both companies' commercial potential thanks to Eutelsat's strong commercial and institutional relationships, recognised technical expertise and global geostationary fleet, and OneWeb's ability to address the multiple applications requiring low latency and ubiquity.

The planned merger between Eutelsat and OneWeb announced in July 2022 marks a massive acceleration and change in dimension of this strategic axis.

1.2.4 Extra-Financial Group Strategy

The Group's strategy with respect to CSR seeks to focus on those areas where it can maximise its influence, in particular, protecting the environment and keeping the space around earth uncongested and clean and reducing the digital divide. Since several years, it has been working on the reduction of its carbon footprint even if, given the nature of its activities, the Group has a limited impact on the production of greenhouse gases.

In this context, the Group's CSR policy identifies four major areas of focus:

- ▶ engaging in efforts to bridge the "digital divide";
- ▶ protecting the environment and maintaining the space around the Earth uncongested and clean;

- ▶ implementing a Human Resources policy suited to the challenges facing the Group;
- ▶ strengthening our relationships with other stakeholders by promoting our corporate values as well as ethics and loyalty principles.

KPIs specific to each of these three areas have been defined and action plans have been put in place. These elements are described in more detail in Chapter 3 of this document. In addition, the compensation of Corporate Officers includes objectives linked to the Company's non-financial performance (see Chapter 10 of this document).

1 PRESENTATION OF EUTELSAT COMMUNICATIONS

In-orbit operations

1.3 In-orbit operations

Operational review for Financial Year 2021-22

► Main changes since 30 June 2021

- EUTELSAT QUANTUM was launched on 30 July 2021 and entered service in November 2021.
- The lease agreement for capacity on the YAHSAT 1B and Al Yah 3 satellites was terminated in the first quarter of fiscal year 2021-22.
- EUTELSAT 12WG (previously EUTELSAT 48E), which was in inclined orbit, terminated its life in October 2021.
- EUTELSAT 174A has been operating in inclined orbit since January 2022.

► Main investments

During the financial year, the Group has continued its investment programme. Cash Capital expenditure amounted to 280 million euros⁽¹⁾.

Procurement of satellites during Financial Year 2021-22

None.

Procurement of satellites during Financial Year 2020-21

Procurement of EUTELSAT 36D

Eutelsat procured the EUTELSAT 36D satellite to succeed EUTELSAT 36B, expected to reach its end of life at the end of 2026, at its key 36° East orbital position. EUTELSAT 36D will assure all the main legacy missions of EUTELSAT 36B in Broadcast (Africa and Russia) and Government Services (EMEA and Central Asia), with enhancements to coverage areas and performance. It will also carry a UHF payload dedicated to Government Services.

The satellite is due for launch in the first half of 2024 with a substantial protection loop that reflects its critical importance to its main customers.

► Satellites under procurement

► Nominal deployment programme

Satellite	Orbital position	Estimated entry into service (calendar year)	Main applications	Main geographic coverage	Physical Transponders/ Spot beams	Of which expansion
EUTELSAT 10B	10° East	Q3 2023	Mobile Connectivity	EMEA Atlantic & Indian Ocean	12 Ku 10 C >100 Ku spot beams	-48 Ku c. 35 Gbps
EUTELSAT HOTBIRD 13G	13° East	H1 2023	Broadcast	Europe MENA	80 Ku ⁽¹⁾ EGNOS payload	EGNOS payload
KONNECT VHTS	To be confirmed	H2 2023	Connectivity	Europe	~230 Ka spot beams	500 Gbps
EUTELSAT HOTBIRD 13F	13° East	Q2/Q3 2023	Broadcast	Europe MENA	80 Ku ⁽¹⁾	None
EUTELSAT 36D	36° East	H2 2024	Broadcast Government	Africa, Russia, Europe	70 Ku UHF payload	UHF payload

(1) Nominal capacity corresponding to the specifications of the satellites. Total operational capacity at the HOTBIRD orbital position will remain unchanged with 102 physical transponders operated, once regulatory, technical and operational constraints are taken into account.

(1) This includes capital expenditures and payments under existing export credit facilities and under long-term lease agreements on third party capacity.

► Launch services associated with satellites under procurement

Generally speaking, under its security policy and resource deployment plan, the Group aims to diversify its launch service providers as much as possible to ensure a degree of operational flexibility in the event of a failed launch. For example, its satellites are technically adaptable to a launch using several different types of launch vehicles. Similarly, the Company may choose to re-allocate satellite launches to another of its launch service providers under its firm or optional launch services contract.

► Anticipated sources of funds needed to fulfill commitments involving future investments

As of 30 June 2022, the liquidity position including cash and undrawn credit lines was around 1.9 billion euros.

The main committed investments relate to future satellites including ground network necessary for their operation. The satellites under procurement at the date of this document are described in Section 1.3 of the document (satellite programmes under procurement) and the attendant payments in Section 6.1.3.5.

The Group expects that its financing requirements for committed investments will be met by its available liquidity, the discretionary free cash flow generated in excess of dividend payments and possible recourse to Bank or Bond markets if needed.

1

2

3

4

5

6

7

A

1 PRESENTATION OF EUTELSAT COMMUNICATIONS

In-orbit operations

Satellite fleet

As of 30 June 2022, the Group operated capacity on 36 satellites of which 5 in inclined orbit.



THE EUTELSAT FLEET

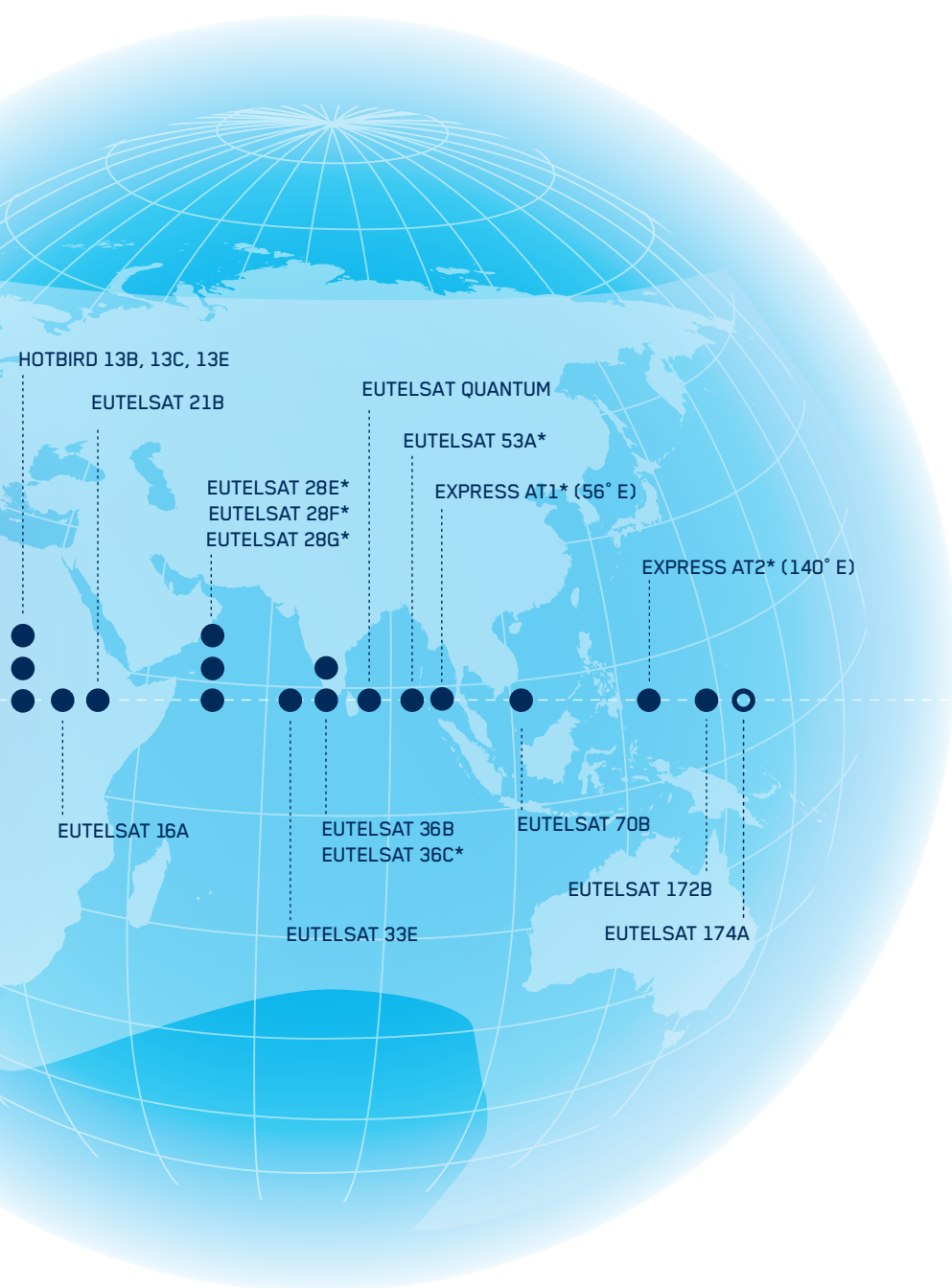
AUGUST 2022

- stable orbit
- inclined orbit
- * capacity on third-party satellites

FUTURE SATELLITES: EUTELSAT 10B
EUTELSAT HOTBIRD 13G
EUTELSAT KONNECT VHTS
EUTELSAT HOTBIRD 13F
EUTELSAT 36D

PRESENTATION OF EUTELSAT COMMUNICATIONS

In-orbit operations



1

2

3

4

5

6

7

A

1 PRESENTATION OF EUTELSAT COMMUNICATIONS

In-orbit operations

► Fully owned capacity as of 30 June 2022

Name of satellite	Orbital position	Geographic coverage	Nominal capacity ⁽¹⁾ (in number of physical transponders)	Launch date	Estimated Orbital Manoeuvre Lifetime as of 30 June 2022 ⁽²⁾ (calendar year)
EUTELSAT 117 WEST A	116.8° West	Americas	40 Ku/24 C	March 2013	2035
EUTELSAT 117 WEST B	116.8° West	Americas	40 Ku	June 2016	2044
EUTELSAT 115 WEST B	114.9° West	Americas	32 Ku/12 C	March 2015	2042
EUTELSAT 113 WEST A	113° West	Americas	24 Ku/36 C	May 2006	> 2024
EUTELSAT 65 WEST A	65° West	Latin America	24 Ku/10 C/24 Ka	March 2016	2036
EUTELSAT 8 WEST B	8° West	Middle-East, Africa, Latin America	40 Ku/10 C	August 2015	2033
EUTELSAT 7 WEST A	7° West	Middle-East, North Africa	50 Ku	September 2011	2033
EUTELSAT 5 WEST B ⁽³⁾	5° West	Europe, Americas, Africa	35 Ku	October 2019	2035
EUTELSAT 3B	3° East	Europe, Middle-East, Africa	30 Ku/12 C/5 Ka	May 2014	2032
EUTELSAT 7B	7° East	Europe, Middle-East, Africa	53 Ku/3 Ka	May 2013	2039
EUTELSAT 7C	7° East	Europe, Middle-East, Africa	44 Ku	June 2019	2057
EUTELSAT KONNECT	7° East	Europe, Africa	65 Ka spotbeams	January 2020	2037
EUTELSAT 9B	9° East	Europe	50 Ku	January 2016	2038
EUTELSAT 10A	10° East	Europe, Middle-East, Africa	42 Ku/10 C	April 2009	2023
EUTELSAT HOTBIRD 13B	13° East	Europe, North Africa, Middle-East	64 Ku	August 2006	2025
EUTELSAT HOTBIRD 13C	13° East	Europe, North Africa, Middle-East	64 Ku	December 2008	2024
EUTELSAT HOTBIRD 13E	13° East	Europe, North Africa, Middle-East	38 Ku	March 2006	2024
EUTELSAT 16A	16° East	Europe, Middle-East, Africa, Indian Ocean	53 Ku/3 Ka	October 2011	2027
EUTELSAT 21B	21.5° East	Europe, Middle-East, Africa	40 Ku	November 2012	2033
EUTELSAT 28E ⁽⁴⁾	28.2/28.5° East	Europe	4 Ku	September 2013	2029
EUTELSAT 28F ⁽⁴⁾	28.2/28.5° East	Europe	4 Ku	September 2012	Lifetime in excess of 15 years
EUTELSAT 28G ⁽⁴⁾	28.2/28.5° East	Europe	4 Ku	December 2014	Lifetime in excess of 15 years
EUTELSAT 33E	33° East	Europe, North Africa, Middle-East, Central Asia	64 Ku	February 2009	2024
EUTELSAT 36B	36° East	Europe, Middle-East, Africa	70 Ku	November 2009	2026
EUTELSAT QUANTUM	48° East	Flexible	8 "QUANTUM" beams	July 2021	2038
EUTELSAT 70B	172° East	Europe, Middle-East, Asia	48 Ku	December 2012	2032

PRESENTATION OF EUTELSAT COMMUNICATIONS

Social and societal responsibility

Name of satellite	Orbital position	Geographic coverage	Nominal capacity ⁽¹⁾ (in number of physical transponders)	Launch date	Estimated Orbital Manoeuvre Lifetime as of 30 June 2022 ⁽²⁾ (calendar year)
EUTELSAT 172B	172° East	Asia-Pacific, Australia, New Zealand	40 Ku/14 C/11 spotbeams	June 2017	2036
EUTELSAT 174A	174° East	Asia-Pacific, Australia, New Zealand	-	December 2005	Inclined orbit
EUTELSAT 5 WEST A	5° West	Europe, Americas, Africa	-	July 2002	Inclined orbit
EUTELSAT 12 WEST E	12.5° West	Europe, Atlantic	-	December 2008	Inclined orbit
EUTELSAT 133 WEST A	133° West	Americas	-	March 2001	Inclined orbit
EUTELSAT 139 WEST A	139° West	Americas	-	March 2004	Inclined orbit

(1) The number of transponders can vary from one year to the next as a result of relocations or reconfigurations. The figures are rounded to the nearest whole number.

(2) Every year, the Group reviews the estimated operational life of the satellites in-orbit (for further information, see Notes 7.1.2 to the consolidated financial statements for the Financial Year ended 30 June 2022).

(3) During the 2019-20 fiscal year, the EUTELSAT 5 West B satellite experienced the loss of its southern solar panel, resulting in a loss of power and 55% of the satellite's nominal capacity.

(4) In January 2014, in the framework of the settlement of a dispute with SES concerning the 28.5° East orbital position, the Group contracted long-term satellite capacity on the SES satellite fleet at this orbital position. The number of transponders indicated is the number of transponders fully owned by Eutelsat on SES fleet.

► Capacity leased From Third Parties as of 30 June 2022

Name of satellite	Orbital position	Geographic coverage	Nominal capacity (in number of physical transponders)	Launch date	Estimated Orbital Manoeuvre Lifetime as of 30 June 2022 (calendar year)
EUTELSAT 53A ⁽¹⁾	53° East	Europe, North Africa, Middle-East, Asia	4 Ku	October 2014	2029
EXPRESS AT1 ⁽¹⁾	56° East	Siberia	21 Ku	March 2014	2029
EXPRESS AT2 ⁽¹⁾	140° East	Far East Russia	9 Ku	March 2014	2029
EUTELSAT 36C ⁽¹⁾	36° East	Africa, Russia	52 Ku/18 Ka	December 2015	2033
EUTELSAT 28G ⁽²⁾	28.2/28.5° East	Europe	8 Ku	December 2014	Lifetime in excess of 15 years

(1) Owned by Russian Satellite Communications Company (RSCC). This capacity corresponds to that operated by Eutelsat.

(2) In January 2014, in the framework of a settlement of the dispute with SES concerning the 28.5° East orbital position, the Group contracted long-term satellite capacity on the SES satellite fleet at this orbital position. The number of transponders indicated is the number of transponders leased by Eutelsat on SES fleet.

► Main change since 30 June 2022

On 7 September 2022, the KONNECT VHTS satellite was successfully launched.

1.4 Social and societal responsibility

Section 3 of this Universal Registration Document describes the Group's environmental, social and societal policy.





2 Corporate GOVERNANCE

2.1 COMPOSITION OF THE BOARD OF DIRECTORS 36

2.1.1	Gender and diversity policy	36
2.1.2	Changes in the composition of the Board of Directors	36

2.2 TOP MANAGEMENT 48

2.2.1	Top management personnel	48
2.2.2	Executive Committee	50

2.3 CORPORATE GOVERNANCE 51

2.3.1	Reference Code used to establish a corporate governance policy	51
2.3.2	Separation of the functions of Chairman and Chief Executive Officer	51
2.3.3	Organisation of the Board	51
2.3.4	Independence of the Board of Directors	52
2.3.5	Representation on the Board	53
2.3.6	Mission of the Board of Directors	53
2.3.7	Attendance of the Board Meetings	55
2.3.8	Committees of the Board of Directors	55
2.3.9	Other Legal Information	58

2.4 INFORMATION ON COMPENSATION PAID TO CORPORATE OFFICERS 58

2.4.1	Compensation policy (ex-ante vote)	58
2.4.2	Information concerning remuneration in compliance with Article L. 22-10-34-II of the French Commercial Code (ex-post vote)	65
2.4.3	Compensation of the Executive Corporate Officers paid during the Financial Year 2021-22 or granted for the same financial year	71
2.4.4	Mechanisms and criteria for assessing long-term incentives	77

2 CORPORATE GOVERNANCE

Composition of the Board of Directors

Preliminary comments

The corporate governance report, prepared by the Board of Directors, is presented in a specific section of the management report. This section presents all of the information required in the corporate governance report.

2.1 Composition of the Board of Directors

The Company was incorporated on 15 February 2005, as a *société par actions simplifiée* (joint-stock company) and was transformed into a *société anonyme* (limited company) with a Board of Directors on 31 August 2005.

As at 30 June 2022, the Board of Directors is composed of ten members. Dominique D'Hinnin has been Chairman of the Board since 8 November 2017.

2.1.1 Gender and diversity policy

The Board of Directors believes that diversity contributes to the Group's innovation and growth. It seeks within its ranks a diversity of gender, nationality, age, qualifications and professional experience. Its composition reflects this commitment with its membership, which is 70% independent, 50% women and, made up of five different nationalities and with a broad range of experience and expertise (see the member bios in Section 10.1.2 for more detail). The average Board Member age is 57.1.

This engagement extends beyond the Board of the Directors. The Company seeks a balanced representation of men and women throughout the Group, including its leadership. The Board of Directors regularly reviews the Group's non-discrimination and diversity policy applicable to all employees and its governing bodies and discusses the

diversity action plan and results annually (see Section 3.5.6.1 for more detail). Pursuant to the recruitment policy, all recruitments for Executive Committee member roles must have at least 30% female candidates, which goes beyond the requirements of the French Commercial Code. Eutelsat is a leader in the SBF120 in terms of diversity with an Executive Committee composed of 50% women and is among only a handful of companies led by a female CEO (see Section 10.2.2 for details on the current composition of the Executive Committee). Additionally, the diversity objectives, which have long been included in the CEO's compensation objectives and have been included in the Group's long-term incentive objectives since 2019, were further strengthened and quantified in 2021 (see Section 10.4.4 for more detail).

2.1.2 Changes in the composition of the Board of Directors

► Changes following the Annual General Meeting

The Annual General Meeting ("AGM") of 4 November 2021 renewed the mandates of Dominique D'Hinnin, Esther Gaide, and Didier Leroy and appointed Bpifrance Investissement (represented by

Paul François Fournier) each for a four-year term, expiring at the end of the AGM called to approve the financial statements for the Financial Year ending 30 June 2025. Additionally, Eva Berneke was appointed CEO and co-opted as Board Member as from 1 January 2022⁽¹⁾.

The composition of the Board of Directors as at 30 June 2022 is detailed below:

Directors	Age ⁽¹⁾	Gender	Nationality	Independent	Board attendance rate	First appointment/co-optation	Term expires ⁽²⁾
Dominique D'HINNIN (Chairman)	62	M	French	Yes	100%	AGM 2016	2025
Eva BERNEKE (CEO)	53	F	Danish	No	100%	Co-opted 1 Jan., 2022	2024
Bpifrance Investissement, represented by Paul François FOURNIER	54	M	French	No	92.3%	AGM 2021	2025
Bpifrance Participations, represented by Samuel DALENS ⁽³⁾	39	M	French	No	100%	AGM 2011 ⁽⁴⁾	2022
Fonds Stratégique de Participations (FSP) represented by Agnès AUDIER	57	F	French	Yes	100%	AGM 2016	2024
Esther GAIDE	60	F	French	Yes	100%	AGM 2017	2025
Ana GARCÍA FAU	53	F	Spanish	Yes	100%	AGM 2015	2023
Cynthia GORDON	59	F	British	Yes	100%	AGM 2019	2023
Didier LEROY	64	M	French	Yes	100%	AGM 2017	2025
Ross McINNIS	68	M	French & Australian	Yes	100%	AGM 2013	2022

(1) Age as at 30 June 2022.

(2) At the close of the AGM called to approve the financial statements for the Financial Year.

(3) Represented by Stephanie Frachet until 29 May 2022.

(4) Fonds Stratégique d'Investissement.

(1) Eva Berneke was co-opted for the remainder of Rodolphe Belmer's mandate expiring at the AGM called to approve the financial statements for the Financial Year ending 30 June 2024.

Director information as well as the list of functions and offices held as of 30 June 2022 are shown in the table below:

Dominique D'HINNIN

BOARD MEMBER, CHAIRMAN OF THE BOARD OF DIRECTORS

DoB: 4 August 1959
62 years old
French national

Business address:
Eutelsat Communications
32, boulevard Gallieni
92130 Issy-les-Moulineaux

First appointment/Co-opting: 4 November 2016

Expiry date of office:
General Meeting to be held to approve the accounts for the
Financial Year ending 30 June 2025

Biography

Dominique D'Hinnin was appointed independent Chairman of Eutelsat Communications S.A. on 8 November 2017 and has been a member of the Board since 4 November 2016. He is a graduate of the *École normale supérieure* and a former *Inspecteur des finances*. He spent much of his career at the Lagardère group, which he joined in 1990 as an advisor to Philippe Camus. He was then appointed Director of Internal Audit and CFO of Hachette Livre in 1993, and in 1994, Executive Vice President of Grolier, Inc. (Connecticut, U.S.A.). He was Lagardère CFO from 1998 to 2009, and Lagardère SCA Co-managing Partner from 2009 to 2016. Dominique D'Hinnin is a former Board Member of Airbus, Canal+ and Spanish media company PRISA and also former Advisory Board Member of PricewaterhouseCoopers France. He is currently also a Board Member of the Spanish media company PRISA, the French Company Edenred, the French company Technicolor, the private Belgian distribution company Louis Delhaize S.A. and the U.S. Company, Golden Falcon Acquisition Corp.

OTHER OFFICES AND FUNCTIONS HELD WITHIN THE EUTELSAT GROUP OVER THE PAST 5 YEARS

Current:

In France:
Chairman of the Board of Directors of Eutelsat S.A.
(since 4 October 2017)

Outside France:
N/A

Having expired:

In France:
Permanent representative of FSP (until 8 November 2017)

Outside France:
N/A

OFFICES AND FUNCTIONS HELD OUTSIDE THE EUTELSAT GROUP OVER THE PAST 5 YEARS

Current:

In France:
Board Member of Edenred (listed company) (since 2017)
Board Member of Technicolor (listed company) (since 2019)

Outside France:
Board Member of Louis Delhaize S.A. (Belgium) (since 2017)
Board Member of Golden Falcon Acquisition Corp.
(listed company, U.S.A.) (since 2020)

Having expired:

In France:
N/A

Outside France:
Board Member of Prisa (listed company, Spain) (until 2022)

2 CORPORATE GOVERNANCE

Composition of the Board of Directors

Eva BERNEKE

BOARD MEMBER, CHIEF EXECUTIVE OFFICER



DoB: 22 April 1969
53 years old
Danish national

Business address:
 Eutelsat Communications
 32, boulevard Gallieni
 92130 Issy-les-Moulineaux

First appointment/Co-opting: 1 January 2022 as CEO and Board Member

Expiry date of office:
 General Meeting to be held to approve the accounts for the Financial Year ending 30 June 2024

Biography

Eva Berneke joined Eutelsat on 1 January 2022 as Chief Executive Officer and Board Member. Eva brings considerable experience in the Telecoms and Technology industries. She joined Eutelsat from KMD, Denmark's leading IT and software company, specialising in IT solutions and services for the public and private sector, and now part of the NEC Group. During her tenure, she oversaw the transformation of KMD from a mainly government service provider to a modern, digital company competing in both the public and private sectors. Prior to that, Eva held several senior positions at TDC, formerly TeleDenmark, the largest telecommunications company in Denmark, notably as Head of Strategy and Head of the company's Wholesale Business division. Eva began her career at McKinsey, where she developed a specialisation in the TMT sectors and where she was based for ten years at the group's Paris offices. Eva sits on the Boards of international groups Lego and Vestas Wind Systems as well as France's *École polytechnique*. She is a graduate of Denmark's Technical University, where she earned a master's degree in mechanical engineering, and holds an MBA from INSEAD.

OTHER OFFICES AND FUNCTIONS HELD WITHIN THE EUTELSAT GROUP OVER THE PAST 5 YEARS

Current:

In France:
 CEO and Board Member of Eutelsat S.A.
 (since 1 January 2022)

Outside France:
 Board Member of Eutelsat Inc. (U.S.A.)
 (since 1 January 2022)
 Board Member and Chair of Eutelsat Americas
 (formerly Satélites Mexicanos S.A. de C.V.) (Mexico)
 (since 1 January 2022)

Having expired:

In France:
 N/A

Outside France:
 N/A

OFFICES AND FUNCTIONS HELD OUTSIDE THE EUTELSAT GROUP OVER THE PAST 5 YEARS

Current:

In France:
 Non-executive Director of *École polytechnique* (since 2019)

Outside France:
 Non-executive Director of OneWeb Holdings Limited (UK)
 (since 1 January 2022)
 Non-executive Director of The Lego Group (Denmark)
 (since 2011)
 Non-executive Director of Vestas Wind Systems (Denmark)
 (since 2019)

Having expired:

In France:
 N/A

Outside France:
 CEO of KMD (Denmark) (until 2021)
 Non-executive Director of Danish National Bank (Denmark)
 (until 2021)
 Non-executive Director of DTU (Denmark Technical University) (Denmark) (until 2020)

Bpifrance Investissement represented by Paul François FOURNIER

BOARD MEMBER

DoB: 15 March 1968
54 years old
French national

Business address:
Eutelsat Communications
32, boulevard Gallieni
92130 Issy-les-Moulineaux

First appointment/Co-opting: 8 November 2017

Expiry date of office:
General Meeting to be held to approve the accounts
for the Financial Year ending 30 June 2025

Biography

Bpifrance Investissement is currently represented by Paul François Fournier, Director of Innovation and Executive Committee Member of the Banque Publique d'Investissement (Bpifrance), since April 2013. Paul François Fournier spent nearly 20 years at Group Orange. A graduate of Telecom ParisTech, he began his career at France Télécom Orange group in 1994 as a business engineer in the France Business sector. After seven years working in the development of corporate services, in 2001 he became Broadband Director of Wanadoo, where he ensured the take-off of ADSL offers in France, which rose from a few thousand customers in 2001 to more than 3 million by the end of 2004, then internationally as a member of the Executive Board of the Wanadoo group. He then oversaw strategic projects like the launch of Livebox and Voice Over IP, in partnership with the French start-ups Inventel and Netcentrex.

In addition to his experience in the field of Internet services and partnerships (he was, for instance, the architect of the acquisition by Orange of Dailymotion and Cityvox, as well as partnership agreements between Orange and Microsoft, Google and Facebook), he has excellent operational knowledge of marketing innovation. He was, from 2011, Executive Director of Orange's Technocentre, in charge of product innovation (Box, Cloud, etc.), where he radically transformed the organisation with a more regional and decentralised approach (creating the Technocentres in Amman and Abidjan).

OTHER OFFICES AND FUNCTIONS HELD WITHIN THE EUTELSAT GROUP OVER THE PAST 5 YEARS

Current:

In France:
Permanent representative of Bpifrance Investissement,
Board Member of Eutelsat S.A. (since 7 October 2021)

Outside France:
N/A

Having expired:

In France:
N/A

Outside France:
N/A

OFFICES AND FUNCTIONS HELD OUTSIDE THE EUTELSAT GROUP OVER THE PAST 5 YEARS

Current:

In France:
Head of Innovation, Executive Committee Member and
Board Member of Bpifrance
Supervisory Board Member of Cornovum
Board Member of Prodways Group
Board Member of Sigfox
Board Member of CNRS

Outside France:
N/A

Having expired:

In France:
Board Member of the Wanadoo Group
Supervisory Board Member of Younited (until 2019)
Board Member of Parrot (until 2022)

Outside France:
N/A

2 CORPORATE GOVERNANCE

Composition of the Board of Directors

Bpifrance Participations represented by Samuel DALENS

BOARD MEMBER



Born 15 January 1983
39 years old
French national

Business address:
Eutelsat Communications
32, boulevard Gallieni
92130 Issy-les-Moulineaux

First appointment/Co-opting: 17 February 2011
(Fonds Stratégique d'Investissement)

Expiry date of office:
General Meeting to be held to approve the accounts for the
Financial Year ending 30 June 2022

Biography

Since 2022, Bpifrance Participations (since 12 July 2013, formerly Fonds Stratégique d'Investissement – FSI) is represented by Samuel Dalens, Investment Director at Bpifrance in the Large Cap team, investing in mid-sized and large companies. Samuel has fourteen years of experience in finance and private equity. Prior to joining Bpifrance in 2012, Samuel worked in the French administration, for two years at the Ministry of Foreign Affairs then for four years at the Ministry of Finance (at the Budget Office, then at the Shareholding Agency). Samuel graduated from *École polytechnique* and from Telecom Paris (he is an *Ingénieur des Mines*). Samuel Dalens is currently Financial Controller on the Supervisory Board of STMicroelectronics, member of the Supervisory Board at STMicroelectronics Holding, observer at the Board of Directors of Gascogne SA, member of the Supervisory Committee of Attis 2 (a shareholder of Gascogne) and Director on the Board of Directors of Labrador Investment Holdings Ltd. (a shareholder of Cerba Healthcare).

OTHER OFFICES AND FUNCTIONS HELD WITHIN THE EUTELSAT GROUP OVER THE PAST 5 YEARS

Current:

In France:
Permanent representative of Bpifrance Participations, Board
Member of Eutelsat S.A. (since 30 May 2022)

Outside France:
N/A

Having expired:

In France:
N/A

Outside France:
N/A

OFFICES AND FUNCTIONS HELD OUTSIDE THE EUTELSAT GROUP OVER THE PAST 5 YEARS

Current:

In France:
Observer at the Board of Gascogne
Board Member of Attis 2

Outside France:
Financial Controller on the Supervisory Board of
STMicroelectronics
Supervisory Board Member of STMicroelectronics Holding
Board Member of Labrador Investment Holdings

Having expired:

In France:
Permanent representative of Bpifrance Participations, Board
Member of:
– FT1CI (a shareholder of STMicroelectronics Holding) (until
2019)
– Antalis International (until 2018)
Observer at the Board of Idemia (until 2020)

Outside France:
N/A

Fonds Stratégique d'Investissement (FSP) represented by Agnès AUDIER

BOARD MEMBER

DoB: 3 November 1964
57 years old
French national

Business address:
Eutelsat Communications
32, boulevard Gallieni
92130 Issy-les-Moulineaux

First appointment/Co-opting: 4 November 2016

Expiry date of office:

General Meeting to be held to approve the accounts for the Financial Year ending 30 June 2024

Biography

The FSP has been a Board Member of Eutelsat Communications since 4 November 2016. Its permanent representative is currently Ms Agnès Audier.

Agnès Audier is a former student of *École normale supérieure*, an Engineer (*Ingénieure en chef du Corps des Mines*), a scientist by training (with a post-graduate diploma in Material Sciences) and a graduate of Sciences-Po. From 1993 to 1995, she was technical advisor to the Minister of Social Affairs of Health and Urban Policy, Ms Simone Veil. From 1995 to 1997, she was Head of the Private Office for the Minister of Small Businesses and Retail, Mr Jean-Pierre Raffarin, who was subsequently appointed as Prime Minister. From 1997 to 2001, Agnès Audier was Senior Vice President for Strategy and Business Development and Secretary of the Executive Committee of Vivendi group. She was then appointed CEO of VivendiNet, Vivendi Universal's Internet and Technology Division. From 2003 to 2006, she was Executive Vice President and Chief Performance Officer for Havas group, a leading global advertising and communications group. In 2007, she joined BCG (Boston Consulting Group) where she was member of the Western Europe and Latin America Management Committee and was elected Partner and Managing Director in 2008. Agnès Audier is currently, since October 2019, an independent consultant on issues of digital transformation and data and Senior Advisor at BCG. In addition, she is Board Member of Worldline, Board Member of Group Crédit Agricole, member of the Think Tank CosmiCapital's Strategic Committee, and pro bono Chairman of the Board of SOS Seniors, a French NGO dedicated to elderly care.

OTHER OFFICES AND FUNCTIONS HELD WITHIN THE EUTELSAT GROUP OVER THE PAST 5 YEARS

Current:

In France:
Board Member of Eutelsat S.A. (since 19 March 2020)

Outside France:
N/A

Having expired:

In France:
N/A

Outside France:
N/A

OFFICES AND FUNCTIONS HELD OUTSIDE THE EUTELSAT GROUP OVER THE PAST 5 YEARS

Current:

In France:
Board Member of Worldline (listed company) (since 2020)
Board Member of Groupe Crédit Agricole (CASA) (listed company) (since 2021)
Chairman of the Board of "SOS Seniors" (pro bono)
Member of the Think Tank CosmiCapital's Strategic Committee (since 2022)

Outside France:
N/A

Having expired:

In France:
Partner and Managing Director of Boston Consulting Group (from 2008 to 2018)
Board Member of Ingenico (until 2020)
Board Member of Hime (holding of SAUR) (until 2022)

Outside France:
N/A

2 CORPORATE GOVERNANCE

Composition of the Board of Directors

Esther GAIDE

BOARD MEMBER



DoB: 6 September 1961
60 years old
French national

Business address:
 Eutelsat Communications
 32, boulevard Gallieni
 92130 Issy-les-Moulineaux

First appointment/Co-opting: 8 November 2017

Expiry date of office:
 General Meeting to be held to approve the accounts
 for the Financial Year ending 30 June 2025

Biography

Esther Gaide is currently, since March 2018, Chief Financial Officer of Elior Group. Esther Gaide, a graduate of ESSEC and a chartered accountant, began her career in 1983 working in the external audit departments of PricewaterhouseCoopers (PwC) in Paris and London and then with Deloitte in Paris and the U.S.A. In 1994, she joined Bolloré group as Group Internal Audit Director where she set up the Internal Audit Department participating in the reorganisation of the maritime department and the takeover of the Rivaud group. Between 1996 and 2006, she successively held the positions of CFO of the Bolloré Logistics Division, CFO of the Bolloré Africa Logistics Division and ultimately Group Director of Controlling, in charge of accounting, consolidation and control. In 2006, she joined Havas to then become Deputy CFO and HR Director. In 2011, she joined Technicolor (formerly Thomson) as Group Director of Controlling supervising accounting, consolidation and control. In 2012, she was appointed Deputy CFO before becoming CFO and member of the Executive Committee in 2015. She is currently also Board Member of Illiad, a telecommunications provider.

OTHER OFFICES AND FUNCTIONS HELD WITHIN THE EUTELSAT GROUP OVER THE PAST 5 YEARS

Current:

In France:
 Board Member of Eutelsat S.A. (since 19 March 2020)

Outside France:
 N/A

Having expired:

In France:
 N/A

Outside France:
 N/A

OFFICES AND FUNCTIONS HELD OUTSIDE THE EUTELSAT GROUP OVER THE PAST 5 YEARS

Current:

In France:
 CFO of Elior Group

Permanent representative of Elior Group on the Board
 of Directors of ELIOR RESTAURATION ET SERVICES, SA
 CEO and Director of ELIOR FINANCEMENT, SA

Permanent representative of ELIOR PARTICIPATIONS as:

- President of ELIOR FA3C S.A.S.
- President of ELIOR TRÉSORERIE S.A.S.
- President of ELIOR GESTION S.A.S.
- President of SACORES S.A.S.
- President of ÉGÉE VENTURE S.A.S.
- President of L'ACADÉMIE BY ELIOR S.A.S.
- Director of SC2R S.A.S.
- President of BERCY SERVICES I – BSI S.A.S.
- President of BERCY SERVICES XXV – BSXXV S.A.S.
- President of BERCY SERVICES XXIX – BSXXIX S.A.S.
- President of ELEAT SOLUTIONS S.A.S.
- President of ELIOR DATA RC FRANCE S.A.S.
- Permanent representative of ÉGÉE VENTURE, as President
 of BERCY SERVICES XXVII – BSXXVII S.A.S.
- Manager of BERCY SERVICES II – BSII S.A.S.

Permanent representative of ELIOR RESTAURATION ET SERVICES on the Board of Directors of:

- ELRES, S.A.S.
- ELIOR ENTREPRISES, S.A.S.

Permanent representative of Elior Participations, itself Director of C2L

Permanent representative on the Board of Directors of DUCASSE DÉVELOPPEMENT

Permanent representative of ELIOR GESTION on the Board of Directors of RESTAURANTS ET SITES

Board Member of Iliad S.A. (since 2021)

Outside France:

Director of ELIOR RISTORAZIONE

Director of GEMEAZ ELIOR SpA

Director of ELICHEF HOLDING SpA

Director of MY CHEF RISTORAZIONE COMMERCIALE

Representative of ELIOR RESTAURATION ET SERVICES on the Board of Directors of SERUNION SA

Director of Elior UK Holdings Limited

Director of Elior UK Plc

Director of Waterfall Elior Limited

Director of Edwards and Blake Limited

Having expired:

In France:

CFO of Technicolor (until 2018)

Permanent representative of ELIOR GROUP on the Board of Directors of AREAS WORLDWIDE, S.A. (until 2019)

Permanent representative of AREAS WORLDWIDE, Member and Chairwoman of the Supervisory Board of ELIOR PARTICIPATIONS, SCA (until 2019)

Permanent representative of HOLDING DE RESTAURATION CONCÉDÉE, itself Director of C2L (until 2019)

Outside France:

N/A

1

2

3

4

5

6

7

A

Ana GARCIA FAU

BOARD MEMBER



DoB: 3 November 1968
53 years old
Spanish national

Business address:
 Eutelsat Communications
 32, boulevard Gallieni
 92130 Issy-les-Moulineaux

First appointment/Co-opting: 5 November 2015

Expiry date of office:

General Meeting to be held to approve the accounts for the Financial Year ending 30 June 2023

Biography

Ana García Fau is a graduate of Economics, Business Administration (Finance) and Law from *Universidad Pontificia Comillas* (ICADE-E3), Madrid, and holds an MBA from MIT. She began her career at McKinsey & Co. in Madrid and then at the M&A division of Goldman Sachs in London. She built up her career at the Telefonica group, serving as Chief Corporate Development Officer and Chief Financial Officer at TPI-Paginas Amarillas from 1997 to 2006. She was responsible for the international expansion of the company, business development and strategy, while also holding Board positions at several subsidiaries. From 2006 to 2014, she was CEO of Yell for Spain and Latin America, later expanding her role to the U.S. Hispanic market, based in Houston, Texas. In 2013, she was appointed Chief Global Strategy Officer of Hibu (former Yell group) responsible for partnerships and digital strategy. She is a former Board Member at Paris-based Technicolor, a technology provider to the media industry (2016-2020) and of Renovalia Energy Group, a renewable energy company (2016-2020), a former Board Member at Euskaltel, a Spanish telecom company (2020-2021), former Professional Advisory Board Member of ESADE Business School in Madrid (2012-2013) and formerly on the Board of Trustees of several foundations in Spain (2010-2016).

Ana García Fau is also currently the Chairman of the Board of Directors of Finerge, a Portuguese renewable energy company owned by First Sentier (since 2020). She is a Board Member at Merlin Properties, a Spanish REIT (since 2014), Board Member at Gestamp Automoción, a Spanish car component manufacturer (since 2017), Board Member at Globalvía, a Spanish infrastructure company (since 2017) and Board Member at JDE Peet's, a Dutch beverage company (since 2022). Furthermore, she serves as an advisor on the International Board of DLA Piper, a global law firm (since 2017), chairing its Audit Committee. She is also on the Advisory Boards of Salesforce.com for the EMEA region, Mutuallidad de la Abogacía in Spain and Pictet Wealth Management for Iberia.

OTHER OFFICES AND FUNCTIONS HELD WITHIN THE EUTELSAT GROUP OVER THE PAST 5 YEARS

Current:

In France:
 N/A

Outside France:
 N/A

Having expired:

In France:
 N/A

Outside France:
 N/A

OFFICES AND FUNCTIONS HELD OUTSIDE THE EUTELSAT GROUP OVER THE PAST 5 YEARS

Current:

In France:
 N/A

Outside France:

Board Member of Merlin Properties, S.A. (listed company, Spain) (since 2014), Member of the Audit Committee and Chair of the ESG Committee and of the Planning and Coordination Committee

Board Member of Gestamp Automoción, S.A. (listed company, Spain) (since 2017), Chair of the Audit Committee

Board Member of Globalvía, S.A. (private company, Spain) (since November 2017), Member of the Audit & Risk Committee

Board Member and Chairperson of Finerge, S.A. (private company, Portugal) (since 2020), Chair of the Nomination & Remunerations Committee

Board Member of JDE Peet's (listed company, the Netherlands) (since 2022). Member of the Audit & Risk Committee and of the ESG Committee

Having expired:

In France:

Board Member of Technicolor, S.A. (until 2020)

Outside France:

Board Member of Renovalia Energy group, S.A. (Spain) (until 2020)

Board Member of Euskaltel S.A. (listed company, Spain) (since 2020). Chair of the Audit Committee and member of the Takeover Bid Monitoring Committee

Cynthia GORDON

BOARD MEMBER



DoB: 17 November 1962

59 years old

British national

Business address (following appointment):

Eutelsat Communications
32, boulevard Gallieni
92130 Issy-les-Moulineaux

First appointment/Co-opting: 7 November 2019

Expiry date of office:

General Meeting to be held to approve the accounts for the Financial Year ending 30 June 2023

Biography

Cynthia Gordon has more than 30 years of experience in the telecom and digital sector across Europe, MENA and Asia.

She is the Chair of Global Fashion Group, a listed pure play digital e-commerce business serving a market of more than one billion customers across Latin America, CIS, South East Asia and Australia and Board Member of Bodycote, a thermal processing service provider.

She was Board Member of Kinnevik AB, one of Europe's largest industry-focused investment companies, and previously held senior leadership positions at Orange, Millicom and Ooredoo.

OTHER OFFICES AND FUNCTIONS HELD WITHIN THE EUTELSAT GROUP OVER THE PAST 5 YEARS

Current:

In France:
N/A

Outside France:
N/A

Having expired:

In France:
N/A

Outside France:
N/A

OFFICES AND FUNCTIONS HELD OUTSIDE THE EUTELSAT GROUP OVER THE PAST 5 YEARS

Current:

In France:
N/A

Outside France:
Chair of Global Fashion Group (Luxembourg company listed on Frankfurt Stock Exchange) (since 2017)
Board Member of Bodycote Plc (listed company, UK) (since 2022)

Having expired:

In France:
N/A

Outside France:
Board Member of Kinnevik AB (until 2018)
CEO Africa of Millicom, (until 2017)
Board Member of Tele2 (Sweden) (until 2021)
Board Member of BIMA Mobile (Sweden) (until 2021)
Board Member of Bayport (Mauritius) (until 2021)

2 CORPORATE GOVERNANCE

Composition of the Board of Directors

Didier LEROY

BOARD MEMBER



DoB: 26 December 1957
64 years old
French national

Business address:
 Eutelsat Communications
 32, boulevard Gallieni
 92130 Issy-les-Moulineaux

First appointment/Co-opting: 8 November 2017

Expiry date of office:
 General Meeting to be held to approve the accounts
 for the Financial Year ending 30 June 2025

Biography

Didier Leroy, an engineering graduate from *École supérieure des sciences et technologies de l'ingénieur de Nancy*, began his career at Renault in 1982. In 1992, he was appointed General Manager at the Douai plant and in 1996, Deputy Director of the Renault Le Mans plant before leading a cross-functional business reform project team, reporting directly to Carlos Ghosn. In 1998, he joined Toyota to start up the new French plant, Toyota Motor Manufacturing France in Valenciennes, as Vice President. He was appointed President of the plant in 2005 and started leading initiatives at the European level in 2007. In 2010, he became President and CEO of Toyota Motor Europe, Toyota's European headquarters for Sales, After-Sales, R&D, Engineering and Manufacturing. In 2015, he became the first non-Japanese Executive Vice President and Member of the Board of Directors of Toyota Motor Corp., double-capping as President of one of the two operational units of the company at a global level, covering all the operations in North America and Europe as well as the Japan sales and after-sales operations. In 2016, he also became the company's global Chief Competitive Officer. In 2017, his role expanded to cover the entire overseas operations, including emerging markets. In July 2020, he retired from this position and became Advisor to the CEO of Toyota Motor Corp. He remains Chairman of the Board of Directors of Toyota Motor Europe and Board Member of Toyota Tsusho Corporation. Didier Leroy is also currently Board Member of ELO (formerly Auchan Holding).

OTHER OFFICES AND FUNCTIONS HELD WITHIN THE EUTELSAT GROUP OVER THE PAST 5 YEARS

Current:

In France:
 N/A

Outside France:
 N/A

Having expired:

In France:
 N/A

Outside France:
 N/A

OFFICES AND FUNCTIONS HELD OUTSIDE THE EUTELSAT GROUP OVER THE PAST 5 YEARS

Current:

In France:
 Non-executive Board Member of ELO (formerly Auchan Holding) (France)

Outside France:
 Non-executive Chairman of Toyota Motor Europe (Belgium)
 Non-executive Board Member of Toyota Tsusho Corporation
 (listed company, Japan)

Having expired:

In France:
 N/A

Outside France:
 Executive Vice President, Chief Competitive Officer
 and Board Member of Toyota Motor Corporation
 (listed company, Japan) (until July 2020)
 Non-executive Board Member of Aliaxis (Belgium)
 (until May 2022)

Ross MCINNES

BOARD MEMBER



DoB: 8 March 1954
68 years old
Dual French-Australian nationality

Business address:
 Eutelsat Communications
 32, boulevard Gallieni
 92130 Issy-les-Moulineaux

First appointment/Co-opting: 7 February 2013

Expiry date of office:
 General Meeting to be held to approve the accounts
 for the Financial Year ending 30 June 2022

Biography

Ross McInnes is a graduate of Oxford University. He started his career in 1977 with Kleinwort Benson first in London and then in Rio de Janeiro. In 1980, he joined Continental Bank (now Bank of America), in which he held several positions in the Corporate Finance arm, in Chicago and then in Paris. In 1989, he joined Eridania Beghin-Say, where he was appointed CFO in 1991 and then became a member of the Board of Directors in 1999. The following year, he joined Thomson-CSF (now Thales) as Executive Vice President and CFO and assisted in the group's transformation, until 2005. He then moved to PPR (now Kering) as Senior Vice President for Finance and Strategy, before joining the Supervisory Board of Générale de Santé in 2006. He served as acting Chairman of the Management Board of Générale de Santé from March to June 2007. He also held the position of Vice Chairman of Macquarie Capital Europe where he primarily specialised in infrastructure investments. In March 2009, Ross McInnes joined Safran and became Executive Vice President of Economic and Financial Affairs in June of that year. He was a member of the Executive Board of Safran between July 2009 and April 2011 and then served as Deputy Chief Executive Officer until April 2015. He became Chairman of Safran's Board of Directors on 23 April 2015. Since February 2015, Ross McInnes has also acted as Special Representative for economic relations with Australia having been appointed to this diplomatic role by the French Minister of Foreign Affairs and International Development. From November 2016 to November 2019, he was a member of the French High Committee for Corporate Governance. In February 2017, he joined SICOM, the general partner of Vivescia Industries, as a "qualified person". In October 2017, Ross McInnes was appointed by the French Prime Minister as Co-Chairman of the "Action Publique 2022" Committee, which was tasked with making recommendations on reforming French public policies, a mission he has since completed. Since January 2018, he has been a Trustee and a Director of the IFRS Foundation. In October 2018, the French Prime Minister tasked him with lobbying for France with both British and non-British companies operating in the non-financial sector and based in the United Kingdom.

OTHER OFFICES AND FUNCTIONS HELD WITHIN THE EUTELSAT GROUP OVER THE PAST 5 YEARS

Current:

In France:
 N/A

Outside France:
 N/A

Having expired:

In France:
 N/A

Outside France:
 N/A

OFFICES AND FUNCTIONS HELD OUTSIDE THE EUTELSAT GROUP OVER THE PAST 5 YEARS

Current:

In France:
 Chairman of the Board of Safran (listed company)
 Board Member of Engie (listed company) Chairman of the Ethics, Environment and Sustainable Development Committee, member of the Audit Committee and member of the Strategy, Investment and Technology Committee
 Board Member of Lectra (listed company), member of the Audit Committee, member of the Strategic Committee and member of the Nominations Committee

Outside France:
 Trustee and Director of the IFRS Foundation (U.S.A., U.K.)

Having expired:

In France:
 Board Member and Chairman of the Audit Committee of Faurecia (until May 2017)
 Board Member of Lectra (until April 2020)

Outside France:
 Board Member and Chairman of the Audit Committee of IMI, Plc (U.K.) (until October 2017)

2 CORPORATE GOVERNANCE

Top Management

► Changes proposed at the upcoming Annual General Meeting

The terms of office of Bpifrance Participations and Ross McInnes will expire at the AGM called to approve the accounts for the Financial Year ending 30 June 2022. The renewal of the mandate of Bpifrance Participations (represented by Samuel Dalens) will be proposed at the 10 November 2022 AGM for a four-year term. The mandate of Ross

McInnes, who did not wish to be reappointed, will not be renewed, as he would not have been independent for the full term of a new mandate, pursuant to the Afep-Medef Code.

Further, Ana Garcia Fau resigned from the Board effective 17 July 2022, prior to the end of her four-year term. In light of the foregoing, two additional Directors will be proposed to the 10 November 2022 AGM for a four-year term (see convening notice for details).

2.2 Top Management

2.2.1 Top management personnel

The top management personnel is made up of Eva Berneke, Chief Executive Officer, and Michel Azibert, Deputy Chief Executive Officer.

Their information as well as the list of functions and offices held as of 30 June 2022 are shown in the table below:

Full name, business address	Office	Date of first appointment/co-opting and expiry date of office	Other offices and functions held within the Eutelsat Group over the past 5 years	Offices and functions held outside the Eutelsat Group over the past 5 years
EVA BERNEKE Eutelsat Communications 32, boulevard Gallieni 92130 Issy-les-Moulineaux	CHIEF EXECUTIVE OFFICER, BOARD MEMBER	FIRST APPOINTMENT/CO-OPTING: 1 January 2022 as CEO and Board Member EXPIRY DATE OF OFFICE: As Board Member: AGM to be held to approve the accounts for the Financial Year ending 30 June 2024	CURRENT OFFICES AND FUNCTIONS: In France: ► CEO and Board Member of Eutelsat S.A. (since 1 January 2022) Outside France: ► Board Member of Eutelsat Inc. (U.S.A.) (since 1 January 2022) ► Board Member and Chair of Eutelsat Americas (formerly Satélites Mexicanos S.A. de C.V.) (Mexico) (since 1 January 2022) OFFICES AND FUNCTIONS HAVING EXPIRED: In France: N/A Outside France: N/A	CURRENT OFFICES AND FUNCTIONS: In France: ► Non-executive Director of <i>École polytechnique</i> (since 2019) Outside France: ► Non-executive Director of OneWeb Holdings Limited (UK) (since 1 January 2022) ► Non-executive Director of The Lego Group (Denmark) (since 2011) ► Non-executive Director of Vestas Wind Systems (Denmark) (since 2019) OFFICES AND FUNCTIONS HAVING EXPIRED: In France: N/A Outside France: ► CEO of KMD (Denmark) (until 2021) ► Non-executive Director of Danish National Bank (Denmark) (until 2021) ► Non-executive Director of DTU (Denmark Technical University) (Denmark) (until 2020)

Full name, business address	Office	Date of first appointment/co-opting and expiry date of office	Other offices and functions held within the Eutelsat Group over the past 5 years	Offices and functions held outside the Eutelsat Group over the past 5 years
MICHEL AZIBERT Eutelsat Communications 32, boulevard Gallieni 92130 Issy-les-Moulineaux	DEPUTY CEO	FIRST APPOINTMENT: 28 July 2011 (effective 1 September 2011) EXPIRY DATE OF OFFICE: The eve of the AGM to be held to approve the accounts for the Financial Year ending 30 June 2022	CURRENT OFFICES AND FUNCTIONS: In France: <ul style="list-style-type: none"> ▶ Deputy CEO of Eutelsat S.A. (since 28 July 2011) Outside France: <ul style="list-style-type: none"> ▶ Board Member of Eutelsat Inc. (U.S.A.) (since 27 January 2012) ▶ Board Member of Eutelsat Americas (formerly Satélites Mexicanos S.A. de C.V.) (Mexico) (since 1 January 2014) ▶ Chairman of Eutelsat Madeira (Portugal) (since 18 July 2014) ▶ Board Member of Eutelsat Networks LLC (Federation of Russia) (since 30 September 2016) ▶ Board Member of Broadband for Africa (United Kingdom) (since 3 July 2015) ▶ Board Member of Eutelsat MENA FZ-LLC (United Arab Emirates) (since 25 May 2022) OFFICES AND FUNCTIONS HAVING EXPIRED: In France: N/A Outside France: <ul style="list-style-type: none"> ▶ Board Member of Eutelsat America Corp (U.S.A.) (until 22 January 2021) ▶ Manager of Eurobroadband Infrastructure Sàrl (Switzerland) (until 30 April 2021) ▶ Manager of Eurobroadband Retail Sàrl (Switzerland) (until 23 November 2018) 	CURRENT OFFICES AND FUNCTIONS: In France: N/A Outside France: N/A OFFICES AND FUNCTIONS HAVING EXPIRED: In France: N/A Outside France: <ul style="list-style-type: none"> ▶ Board Member of Hispasat (Spain) (as of 18 April 2018)

1

2

3

4

5

6

7

A

2 CORPORATE GOVERNANCE

Top Management

2.2.2 Executive Committee

At Eutelsat S.A., the Group's principal operating company, top management is assisted by an Executive Committee composed of eight members who implement the Group's strategy, which the major directions are established by the Board of Directors.



Eva BERNEKE

Chief Executive Officer,
Executive Committee
Chair



Julie BURGUBURU

Company Secretary,
General Counsel and
Executive Committee Secretary



Anne CARRON

Chief Human Resources
Officer



Pascal HOMSY

Chief Technical Officer



Michel AZIBERT

Deputy CEO, Executive Committee
Deputy Chairman and Interim Chief
Commercial Officer



Jean-Hubert LENOTTE

Director of Strategy and
Resources Officer



Natale LETTIERI

Chief Transformation
Officer



Sandrine TÉRAN

Chief Financial Officer

8

MEMBERS



The Executive Committee is composed of 50% women and reflects the Group's strong commitment to diversity in its governing bodies (see Section 10.1.1 for more detail on the Gender and Diversity Policy).

2.3 Corporate Governance

2.3.1 Reference Code used to establish a corporate governance policy

The Company complies with the guidelines of the Afep-Medef Corporate Governance Code of Listed Companies of January 2020 (hereinafter the "Reference Code").

Any inconsistencies between the practices of the Company and recommendations of the Reference Code are indicated in the table below:

Article of the Afep-Medef Code	Afep-Medef recommendations	Company practice	Explanations
25.5.1	Departure indemnities should include performance conditions assessed over two years.	In the event of forced departure in the six months following a change of control (including in case of merger with a significant player of the space industry), the CEO will receive a severance payment equivalent to 18 months of the fixed and variable annual compensation.	The Board of Directors, on the recommendation of the Compensation Committee, took the view that, given the very competitive context of the industry, the potential of consolidation of the industry, the uncertainty that was created following the unsolicited expression of interest sent to the Board of Directors by a potential buyer of the Company in late 2021 and in order to attract top talent to lead the Group, it was important for the Company to give visibility and reassurance to the Group's CEO. In any case, the severance payment is limited both in terms of its application and duration (for six months following a change in control) and its amount. Further, in accordance with the Afep-Medef Code recommendation, the total of the departure indemnity and non-compete allowances shall not exceed two years' fixed and variable compensation.

2.3.2 Separation of the functions of Chairman and Chief Executive Officer

The roles of Chairman of the Board and Chief Executive Officer (CEO) are separate within the Company. This fiscal year, in nominating a new CEO, the Board of Directors confirmed this governance structure. The separation of the role of CEO and Chairman of the Board, in place since 2016, has proven effective in terms of balanced governance and constructive dialogue between executive management and the Board. Pursuant to the Board's Internal Rules, the Chairman represents and leads the Board and supports the CEO. The CEO manages the Company and represents it with respect to third parties. The CEO is vested with the most extensive powers to act on behalf of the Company in all circumstances (subject to the limitations under applicable law and regulations, the Company's Articles of

Association, Annex A of the Board's Internal Rules and the powers expressly vested in the AGM and the Board of Directors).

► Limitations of the powers of the Chief Executive Officer by the Board of Directors

The Internal Rules of the Board of Directors set out the respective powers of the Board of Directors, the Chairman of the Board and the Chief Executive Officer while providing for the limits on the powers of the latter (see Section 10.3.6 below and Annex A of the Board of Directors Internal Rules⁽¹⁾ for more detail).

2.3.3 Organisation of the Board

► Internal Rules

The Board of Directors Internal Rules set out the principles, the composition, the responsibilities and the procedures governing the functioning of the Board and its Committees.

► Directors' term of office

Pursuant to Article 14 of the Company's Articles of Association, the Directors' term of office is four years.

► Rules applicable to the appointment and to the replacement of Board Members

In accordance with Article 13 of the Company's Articles of Association, the Board Members are appointed by the ordinary AGM. The duties of a Director cease at the end of the AGM called to approve the financial statements of the previous financial year and held in the year during which that Director's term of office expires.

Directors may be re-elected. They may be removed at any time by decision of the ordinary AGM.

(1) Available on the Company website.

2 CORPORATE GOVERNANCE

Corporate Governance

In accordance with Article 14 of the Company's Articles of Association, if a Director's seat becomes vacant between two AGMs, the Board of Directors may make temporary appointments. Such appointments are subject to ratification by the next ordinary AGM.

A Director appointed in replacement of another Director shall remain in office only for his/her predecessor's remaining term of office.

► Board Member succession planning and candidate selection process

Board Member rotation and succession planning is regularly discussed by the Nomination and Governance Committee and the Board. As the tenure of a Director nears its 12-year term (at which point the member loses his/her independence), discussions on the process to fill the role begins by the Nomination and Governance Committee in consultation with the Board and management. This includes defining a profile for each vacancy considering the needs of the Group in relation to its strategy and the composition

of the existing Board in order to ensure diversity in terms of gender, nationality, experience and expertise. With the assistance of an executive search firm, a candidate list is defined. Candidates meet with the Board Chair, the Nomination and Governance Committee Chair, other Board Members, the CEO and potentially other members of the Executive Committee. Selected candidates are then presented to the Board for approval prior to being proposed to the AGM.

► Board Member share ownership requirement

In accordance with the Reference Code and with Article 10.1 of the Board of Directors Internal Rules, in order to promote the alignment of interests between shareholders and Board Members, all Board Members must hold at least 2,000 shares of the Company. Directors may use the proceeds of the Director Compensation to acquire such shares.

2.3.4 Independence of the Board of Directors

During its 23 June 2022 meeting, the Board of Directors assessed the independence of each of its members. As at 30 June 2022, among its ten members, seven Directors (70%) were qualified as independent according to the independence criteria of the Reference Code.

The review pursuant to the criteria outlined in the Reference Code is shown in the table below:

	Dominique D'Hinnin (Chairman)	Eva Berneke	Bpifrance Investissement (represented by Paul François Fournier)	Bpifrance Participations (represented by Samuel Dalens)	FSP (represented by Agnès Audier)	Esther Gaide	Ana García Fau	Cynthia Gordon	Didier Leroy	Ross McInnes
Criterion 1										
Not an employee/ Executive Officer during the past 5 years	•	X	•	•	•	•	•	•	•	•
Criterion 2										
No cross-boarding	•	•	•	•	•	•	•	•	•	•
Criterion 3										
No significant business relationship	•	•	•	•	•	•	•	•	•	•
Criterion 4										
No family ties	•	•	•	•	•	•	•	•	•	•
Criterion 5										
Not an auditor of Company during the past 5 years	•	•	•	•	•	•	•	•	•	•
Criterion 6										
Term of office less than 12 years	•	•	•	•	•	•	•	•	•	•
Criterion 7										
No compensation related to Group performance	•	X	•	•	•	•	•	•	•	•
Criterion 8										
Not represent a major shareholder (>10%)	•	•	X	X	•	•	•	•	•	•
Independent	Yes	No	No	No	Yes	Yes	Yes	Yes	Yes	Yes

On the basis of the work of the Nomination and Governance Committee, the Board assessed whether there was a significant business relationship between the Company and each Director. The Board had to rule on the situation of Ross McInnes.

Ross McInnes is the non-executive Chairman of the Board of Safran, which holds 50% of Arianegroup, a joint company with Airbus. He does not intervene in Safran's operational and commercial decisions nor in Safran's holdings such as Arianegroup, which launches

satellites. However, in order to avoid any potential conflict of interest, Ross McInnes does not participate in discussions or votes in relation to the choice of launchers or to the launcher policy that may be submitted to the Board of Directors of Eutelsat Communications.

2.3.5 Representation on the Board

► Employee representation on the Board of Directors

As part of a policy aimed at improving communication between the Group's management and employees, the Company entered into an agreement on 8 November 2007, modified on 9 July 2018, with its operating subsidiary Eutelsat S.A. and the Eutelsat S.A. Social and Economic Committee (*Comité social et économique* – "CSE"). This agreement is designed to give Eutelsat S.A.'s Social and Economic Committee greater visibility regarding the Company's operations and decisions.

Also, in addition to the establishment of a procedure of information of the Eutelsat S.A. Social and Economic Committee in case of transactions conducted by the Company which may affect the operations or scope of Eutelsat S.A., the two representatives of the Eutelsat S.A. Social and Economic Committee before the Board of Directors of Eutelsat S.A. attend meetings of the Board of Directors of Eutelsat Communications and receive the same information for the preparation of Board meetings as the Directors.

► Censeur

The role of the *censeur* was implemented pursuant an agreement between EUTELSAT IGO (Intergovernmental European Telecommunications Satellite Organization) and the Company when the latter went public. Pursuant to the provisions of (i) the Letter of

► Conflicts of interest

Conflicts of interests shall be avoided and, where unavoidable, shall be disclosed to the Company and managed transparently. In accordance with Article 2.4 of the Board of Directors Internal Rules, each Director must immediately disclose any potential conflict of interest to the Board. A Director may not participate in discussions or vote on the subject in relation to which the conflict exists.

Agreement signed on 2 September 2005 between the Company and EUTELSAT IGO and (ii) the Company's Articles of Association, the Executive Secretary of EUTELSAT IGO sits as a *censeur* on the Board of Directors. This role is currently held by Piotr Dmochowski-Lipski (see the Company's website for more details). The Company and its Board of Directors do not in any way intervene in the appointment of the *censeur*, the appointment and the role being imposed and binding on the Company. The role of the *censeur* is to ensure that the Company, largely through its operational subsidiary Eutelsat S.A., respects the Basic Principles of the international treaty establishing EUTELSAT IGO, which was founded by certain Western European countries in order to develop and operate a satellite telecommunications system within a trans-European telecommunications framework, in particular, providing pan-European satellite coverage according to the principles of non-discrimination and fair competition as well as the respect of certain financial commitments (e.g. debt and EBITDA management). The *censeur* may attend Board Meetings and express the IGO's point of view on any issue on the agenda but may not take part in the vote. The *censeur* has the same information for the preparation of Board meetings as the Directors. The conflicts of interest provisions of the Board's Internal Rules also apply to the *censeur*. In addition, no person having any direct or indirect relationship in any respect whatsoever with any direct or indirect competitor of any entity within the Eutelsat Group may hold the position of *censeur*.

The *censeur* does not receive any remuneration or indemnities from the Company.

2.3.6 Mission of the Board of Directors

The Board of Directors is responsible, in particular pursuant to the provisions of Article L. 225.35 of the French Commercial Code, for determining the orientations of the Company and ensuring their implementation. Subject to the powers expressly reserved for the AGM, the Board of Directors can address any matter that affects the Company or the functioning of the Eutelsat Group.

Pursuant to the Board's Internal Rules, certain decisions taken by the CEO require prior approval from the Board of Directors. These decisions can be broken down as follows:

- **Medium-term plan:** the medium-term plan aims to establish the Group's objectives and define the resources required to achieve these objectives, together with the Group's financial and business activity forecasts.

The Group's Five-Year Plan, as well as any operation that has a significant impact on the Company's structure or strategy, is subject to prior approval from the Board of Directors;

- **Budget:** the Group's consolidated Annual Budget, which establishes the financial and budgetary objectives for the coming year and which is included in the medium-term plan, is subject to prior approval from the Board of Directors at the beginning of each financial year;

- **Investments:** any capital expenditure or transaction involving the purchase of or investment in the share capital of another company for an amount (i) exceeding 50 million euros, if the relevant operation is included in the Group's Annual Budget or in its Strategic Plan, or (ii) exceeding 25 million euros, if not included in the Group's Annual Budget;
- **Financial commitments:** (i) any loan, credit facility, financing or refinancing agreement that is not expressly included in the Group's Annual Budget. This authorisation is not required for any transaction or group of transactions for an amount less than 100 million euros in any given financial year and for up to two transactions and/or groups of transactions in any given financial year and (ii) any loan or disposal of company assets, or for any other form of transfer of assets in excess of 50 million euros that is not expressly included in the Group's Annual Budget;
- **Interim and annual financial statements:** the interim and annual financial statements and the consolidated financial statements are approved by the Board of Directors;
- **Group Senior Management:** prior approval from the Board of Directors is required before an executive manager who would be among the six highest paid in the Group can be recruited or dismissed;

2 CORPORATE GOVERNANCE

Corporate Governance

- ▶ Monitoring the Group's activity: Management submits to the Board a monthly report on the Group's operations, which includes its results and financial indicators (turnover by business sector, summary income statement, debt position, cash flow and costs, etc.) to give the Board a clear understanding of how the business has evolved, particularly on a technical, commercial and financial level, the social and environmental aspects of its activities and the monitoring of the budget.

During the financial year, the main subjects discussed, reviewed and/or approved by the Board included:

- ▶ interim and annual financial statements;
- ▶ dividend distribution and policy;
- ▶ Annual Budget and the Five-Year Plan;
- ▶ the Group's financing strategy;
- ▶ the Company's activities and strategy (including environmental and social aspects);
- ▶ approval of transactions (e.g. re-organisation of launchers manifest);
- ▶ significant discussions and analysis related to the OneWeb transaction;
- ▶ rejection of the unsolicited expression of interest sent to the Board of Directors by a potential buyer of the Company;
- ▶ discussions related to the Covid-19 pandemic and the resilience of the Group;
- ▶ compliance measures including as relates to the Sapin II anti-corruption law (including updates to numerous policies and procedures to identify and prevent corruption);
- ▶ risk management, internal controls and internal audit;
- ▶ share buyback program;
- ▶ discussion with Statutory Auditors (including audit fees);
- ▶ related party agreements and internal procedure on ordinary agreements;
- ▶ annual independence analysis of each Director;
- ▶ annual review of the Board's succession planning;
- ▶ annual discussion on Executive Officer succession planning;
- ▶ nomination of Eva Berneke as CEO and co-option as Board Member;
- ▶ annual discussion on the Group's non-discrimination and diversity policy;
- ▶ renewal of the mandate of Bpifrance Participations (represented by Samuel Dalens) as Director;
- ▶ composition of the Committees (confirmation of Dominique D'Hinnin as Chairman of the Board and of the Compensation Committee, of Esther Gaide as Chair of the Audit, Risk and Compliance Committee, of Didier Leroy as member of the Compensation Committee and appointment of Bpifrance Investissement (represented by Paul François Fournier) to the Compensation Committee and to the Nomination and Governance Committee);
- ▶ annual self-assessment of the Board of Directors;
- ▶ compliance with the Afep-Medef Code;
- ▶ creation of a new Committee: the Corporate Social Responsibility Committee;
- ▶ revision of the Board of Directors Internal Rules;
- ▶ AGM materials (agenda, resolutions, etc.);
- ▶ Universal Registration Document (management report, governance report, compensation policy/report, etc.);
- ▶ compensation policy for Executive Officers;
- ▶ defining the compensation package for the new CEO;
- ▶ annual evaluation of the performance of the Executive Officers;
- ▶ total Executive Officer compensation payout (including the fixed, annual variable and long-term components);
- ▶ setting the annual performance objectives of the Executive Officers for the following financial year;
- ▶ structure of the annual variable and long-term compensation for Executive Officers.

▶ Executive Management Succession Planning

Executive management succession planning is discussed by the Nomination and Governance Committee and the Board. Ensuring business continuity includes defining the profile of potential replacements aligned with the Group's strategy and the level of expertise and experience necessary for successful succession. During the past financial year, the Board, with the help of the Nomination and Governance Committee, led the succession search for the CEO. This included defining a list of candidates with the help of an executive search firm. Candidates met with the Board Chair, the Nomination and Governance Committee Chair as well as with the remaining members of the Committee. A short list of candidates met with the remaining Board Members. At its 18 December 2021 meeting, the Board nominated Eva Berneke as CEO and co-opted her as Board Member of Eutelsat Communications effective from 1 January 2022.

▶ Assessment of the Board of Directors

In accordance with the Afep-Medef Code, an assessment of the Board is carried out annually with a more formal and detailed assessment carried out every three years (the last one conducted during the 2020-21 Financial Year). For the 2021-22 Financial Year, the Board conducted its annual self-assessment in the form of a questionnaire validated by the Chairman of the Board and of the Nomination and Governance Committee followed by a discussion at the Nomination and Governance Committee meeting and then at the Board of Directors Meeting held on 21 June and 23 June 2022, respectively.

In general, as compared to similar boards, Eutelsat has a mature Board governance structure in terms of independence, transparency and the quality of the documentation and discussions.

The positive points that emerge from the assessment are outlined as follows:

- ▶ a good governance structure;
- ▶ an effective recruitment process for the CEO and successful onboarding;
- ▶ quality and transparency of information from Management;
- ▶ a well-structured and meaningful strategic seminar;
- ▶ effective coordination between the Chairman of the Board, the Chief Executive Officer and Committee Chairs.

The areas for improvement identified include:

- ▶ continue to reinforce the Board Member expertise in the Company's main activities;
- ▶ continue focus on technology and innovation;

- ▶ continue focus on risk management and disruptive risk scenarios.

Based on this assessment, the Nomination and Governance Committee and the Board will work on the recommendations to enhance the Board's effectiveness.

2.3.7 Attendance of the Board Meetings

The Board of Directors met thirteen times during the financial year (vs. seven in the previous financial year). The Board can meet without the Executive Officers when it deems necessary (non-executive session). Eight non-executive sessions were held during the financial year.

The average annual attendance rate of Directors was 99.2% (vs. 98.6% in the previous financial year). The attendance rate for each Director is shown in the table below:

Directors	Attendance rate
Dominique D'Hinnin (Chairman)	100%
Eva Berneke (CEO) ⁽¹⁾	100%
Bpifrance Investissement (represented by Paul François Fournier)	92.3%
Bpifrance Participations (represented by Samuel Dalens)	100%
FSP (represented by Agnès Audier)	100%
Esther Gaide	100%
Ana García Fau	100%
Cynthia Gordon	100%
Didier Leroy	100%
Ross McInnes	100%

(1) Member since 1 January 2022. Attendance of former CEO also at 100% prior to departure.

2.3.8 Committees of the Board of Directors

The Board is assisted in its work by four permanent Committees: the Audit, Risk and Compliance Committee, the Nomination and Governance Committee, the Compensation Committee and the Corporate Social Responsibility Committee, the latter being integrated into the Board's governance structure effective from 1 July 2022.

▶ Audit, Risk and Compliance Committee

The Audit, Risk and Compliance Committee's task is to (i) assist the Board of Directors by reviewing the Company's draft interim and annual financial statements (individual and consolidated financial statements), (ii) make recommendations on the draft consolidated Annual Budget proposed by Management, prior to it being examined by the Board, (iii) make recommendations to the Company's Senior Management and the Board of Directors regarding the principles and methods for ensuring the accounting, financial and extra-financial information produced is reliable and accurate, (iv) ensure that the internal controls applied within the Group are properly implemented (though such internal controls cannot provide an absolute guarantee that the objectives of the Company will be achieved), (v) make recommendations to the Board and Company's Senior Management regarding the appropriate method for handling any risk likely to affect the Group's operations (financial, legal, operational, social and environmental, etc.), (vi) oversee the appointment/reappointment of Statutory Auditors, and (vii) to supervise the implementation of all compliance control and risk prevention procedures.

As of 30 June 2022, the Audit, Risk and Compliance Committee consisted of five independent Directors: Dominique D'Hinnin (Chairman of the Board), FSP (represented by Agnès Audier), Ana García Fau and Ross McInnes and was chaired by Esther Gaide. All members meet the criteria of financial competence set out in the French Commercial Code.

The Group's Financial Director attended all meetings of the Audit, Risk and Compliance Committee.

The Committee met six times (vs. four times in the previous financial year). The average annual attendance rate of its members was 100%.

The attendance rate for each Committee member is shown in the table below:

Name	Attendance rate
Esther Gaide (Chair)	100%
Dominique D'Hinnin	100%
FSP (represented by Agnès Audier)	100%
Ana García Fau	100%
Ross McInnes	100%

As part of its mission, the Audit, Risk and Compliance Committee regularly communicates with the Company's Statutory Auditors, and the latter attend Audit, Risk and Compliance Committee meetings when the interim and annual financial statements are being examined before being reviewed by the Board of Directors as well as a separate meeting to present their audit plan for the closing of the accounts.

2 CORPORATE GOVERNANCE

Corporate Governance

Exposure to risks and off-balance sheet commitments are presented by the Group's Financial Director. The identification and control of off-balance sheet commitments result from the implementation of internal procedures at the Group level.

Compliance being an integral part of the Audit, Risk and Compliance Committee's responsibilities and to ensure a strong tone at the top, the topic is discussed at each Committee meeting and reported to the Board at each meeting thereafter.

The Audit, Risk and Compliance Committee is part of the process of the internal procedure on ordinary agreements approved by the Board of Directors on 9 April 2020. The purpose of this procedure is to define the criteria used by the Company to classify an agreement as an Ordinary Agreement, as defined by the PACTE Law, and the method for regularly reviewing and assessing these criteria. Accordingly, the Legal Affairs Department (DAJ) and the Financial and Administrative Department (DFA) are informed prior to the conclusion of an agreement which could be qualified as an Ordinary Agreement for prior review. At least once a year, the DAJ and the DFA report to the Audit, Risks and Compliance Committee on the Ordinary Agreements concluded during the past financial year as well as the Ordinary Agreement qualification criteria, which subsequently reports the same to the Board of Directors along with any recommendations. The Board of Directors decides on the relevance of the criteria used to qualify an agreement as an Ordinary Agreement and whether to change these criteria, as needed.

During the financial year, the main subjects discussed, reviewed and/or recommended for Board approval by the Audit, Risk and Compliance Committee included:

- ▶ interim and annual financial statements;
- ▶ dividend distribution and policy;
- ▶ Annual Budget and the Five-Year Plan;
- ▶ the Group's financing strategy;
- ▶ discussions related to the Covid-19 pandemic and the resilience of the Group;
- ▶ compliance measures including as relates to the Sapin II anti-corruption law (including updates to numerous policies and procedures to identify and prevent corruption);
- ▶ risk management, internal controls and internal audit plans and the objectives achieved during the financial year;
- ▶ share buyback program;
- ▶ Statutory Auditors audit approach and audit fees;
- ▶ internal procedure on ordinary agreements;
- ▶ achievement of the financial objectives of the annual variable compensation and long-term incentive plan.

▶ The Nomination and Governance Committee

The work of this Committee is to study and make recommendations to the Board of Directors for all that concerns (i) the selection or, in case of vacancy, the co-optation of new Directors, (ii) the recruitment or dismissal of members of the Executive Committee, (iii) the assessment of the independence of Directors pursuant to the independence criteria of the Reference Code, (iv) the assessment of the gender balance within the Board of Directors and within the Group and (v) the assessment of the functioning of the Board.

As of 30 June 2022, the Committee was composed of a majority of independent members in accordance with the Reference Code and

was made up of the following members: Bpifrance Investissement (represented by Paul François Fournier), Dominique D'Hinnin (Chairman of the Board), Cynthia Gordon and Ross McInnes who chairs the Committee.

The Committee met eight times (vs. four times in the previous financial year). The average annual attendance rate of its members was 100%.

The attendance rate for each Committee member is shown in the table below:

Name	Attendance rate
Ross McInnes (Chair)	100%
Dominique D'Hinnin	100%
Cynthia Gordon	100%
Bpifrance Investissement (represented by Paul François Fournier) (member since 30 May 2022)	100%
Bpifrance Participations (represented by Stephanie Frachet) (member until 29 May 2022)	100%

During the financial year, the main subjects discussed, reviewed and/or recommended for Board approval by the Nomination and Governance Committee included:

- ▶ annual independence analysis of each Director;
- ▶ annual review of the Board's succession planning;
- ▶ annual discussion on Executive Officer succession planning;
- ▶ nomination of Eva Berneke as CEO and co-option as Board Member;
- ▶ annual discussion on the Group's non-discrimination and diversity policy;
- ▶ renewal of the mandate of Bpifrance Participations (represented by Samuel Dalens) as Director;
- ▶ composition of the Committees (confirmation of Dominique D'Hinnin as Chairman of the Board and of the Compensation Committee, of Esther Gaide as Chair of the Audit, Risk and Compliance Committee, of Didier Leroy as member of the Compensation Committee and appointment of Bpifrance Investissement (represented by Paul François Fournier) to the Compensation Committee) and to the Nomination and Governance Committee;
- ▶ annual self-assessment of the Board of Directors;
- ▶ compliance with the AfeP-Medef Code;
- ▶ creation of a new Committee: the Corporate Social Responsibility Committee;
- ▶ revision of the Board of Directors Internal Rules.

▶ Compensation Committee

The Compensation Committee is responsible for matters relating to (i) the long-term remuneration policy, (ii) the remuneration of the CEO and the Deputy CEO(s), (iii) the performance share plans within the Group, and (iv) the allocation of Board attendance fees.

As of 30 June 2022, the Committee was composed of a majority of independent members in accordance with the Reference Code made up of the following members: Bpifrance Investissement (represented by Paul François Fournier), FSP (represented by Agnès Audier), Didier Leroy and Dominique D'Hinnin, who chairs the Committee.

The Committee met eight times (vs. six times in the previous financial year). The average annual attendance rate was 100%.

The attendance rate for each Committee member is shown in the table below:

Name	Attendance rate
Dominique D'Hinnin (Chair)	100%
Bpifrance Investissement (represented by Paul François Fournier)	100%
FSP (represented by Agnès Audier)	100%
Didier Leroy	100%

During the financial year, the main subjects discussed, reviewed and/or recommended for Board approval by the Compensation Committee included:

- compensation policy for Executive Officers;
- defining the compensation package for the new CEO;
- annual evaluation of the performance of the Executive Officers;
- total Executive Officer compensation payout (including the fixed, annual variable and long-term components);
- setting the annual performance objectives of the Executive Officers for the following financial year;
- the structure of the annual variable and long-term compensation for Executive Officers.

► Corporate Social Responsibility Committee

The Corporate Social Responsibility Committee (CSR) was created by the Board of Directors effective from 1 July 2022 to address matters relating to (i) the environment, (ii) the space ecosystem, (iii) social responsibility, (iv) risks and opportunities related to CSR, (v) the Group's CSR initiatives and practices and (vi) provide support, where relevant, to the Compensation Committee in relation to CSR KPIs in the compensation structure of the Executive Officers.

Prior to its formal constitution, The Committee was composed of a majority of independent members made up of the following members: Dominique D'Hinnin Bpifrance Participations (represented by Samuel Dalens), Ana Garcia Fau and FSP (represented by Agnès Audier), who chairs the Committee.

The Committee held two informal Committee meetings during the financial year. The average annual attendance rate was 100%.

The attendance rate for each Committee member is shown in the table below:

Name	Attendance rate
FSP (represented by Agnès Audier) (Chair)	100%
Dominique D'Hinnin (Chair)	100%
Bpifrance Participations (represented by Samuel Dalens) (member since 15 June 2022)	N/A
Ana Garcia Fau	100%
Bpifrance Participations (represented by Stephanie Frachet) (member until 29 May 2022)	100%

During the financial year, the main subjects discussed, reviewed and/or recommended for Board approval by the Corporate Social Responsibility Committee included:

- review of the Company's current CSR initiatives and practices and CSR ratings;
- review of the Company's CSR KPIs dashboard;
- review of the Executive Management's CSR Compensation KPIs (see Section 10.4.4 for more detail);
- review of the satellite industry's CSR practices;
- review of the Company's CSR communication (internal and external);
- setting of priorities for the CSR team for the upcoming financial year.

► Ad hoc committee

An *Ad hoc* committee may be constituted, of a majority of independent Directors, when needed for matters relating to acquisition, disposal, long-term investment policy and other strategic matters. During the past financial year and following an unsolicited expression of interest sent to the Board of Directors by a potential buyer of the Company, the *Ad hoc* committee met on several occasions to prepare the Board's response, in conjunction with all of its members. The work of this committee was organised in such a way as to prevent any potential conflict of interest that might have resulted from an offer.

The committee met twelve times (vs. four times in the previous financial year). The average annual attendance rate of its members was 98.3%.

The attendance rate for each Committee member is shown in the table below:

Name	Attendance rate
Dominique D'Hinnin (Chair)	100%
Bpifrance Participations (represented by Stéphanie Samuel Dalens)	100%
FSP (represented by Agnès Audier)	100%
Esther Gaide	100%
Ross McInnes	92%

2 CORPORATE GOVERNANCE

Information on compensation paid to Corporate Officers

2.3.9 Other Legal Information

2.3.9.1 Absence of control of the Company

To the Company's knowledge, as at 30 June 2022, no shareholder of Eutelsat Communications, either directly or indirectly, by themselves or with others, exercises control within the meaning of Articles L. 233-3 et seq. of the French Commercial Code.

2.3.9.2 Factors likely to have an impact in the event of a Public Offer

The Company's Articles of Association impose no restrictions on voting rights and on share transfers. To the best of the Company's knowledge, as at 30 June 2022, there is no agreement between shareholders limiting share transfers and the exercise of voting rights.

At the date of this report, the Company has no knowledge of any agreement between the Company's shareholders or any agreement providing for preferential conditions for the disposal or the acquisition of shares in the Company and involving at least 0.5% of the capital or voting rights in the Company.

Please also see Section 11.5.

2.3.9.3 Conditions for admission to and participation in the Annual General Meetings

The conditions for taking part in AGMs are set out in Article 21 of the Company's Articles of Association.

In accordance with the recommendations set forth in the Reference Code, Board Members participate in AGMs.

As at 30 June 2022, there are no preferred shares or shares with double voting rights in the Group; during the 7 November 2014 Meeting, the shareholders decided not to amend the Articles of Association to introduce the double voting right provided for in Article L. 225-123 of the French Commercial Code. The AGM resolutions are approved according to the majority and quorum conditions specified in the applicable legislation.

2.3.9.4 Amendment to the Company's Articles of Association

The Shareholders' collective decisions related to the amendment of the Company's Articles of Association are made at AGMs, as provided by law.

2.4 Information on compensation paid to Corporate Officers

2.4.1 Compensation policy (ex-ante vote)

The compensation policy drawn up in accordance with Article L. 22-10-8 of the French Commercial Code and presented in the following section will be submitted to the Annual General Meeting for approval on 10 November 2022.

2.4.1.1 General compensation principles

The Board of Directors ensures that the compensation policy for Corporate Officers proposed by the Compensation Committee is consistent with the Company's interests, in line with its commercial strategy and able to promote its performance and its competitiveness over the medium to long term in order to ensure its continuity.

The general principles behind the compensation policy are to attract, retain and motivate top-ranking executives and to align their interests with value creation for the Group, taking into account the Group's capital intensity, its high-technology environment, its long-term investment horizon and the challenges in terms of growth in a very competitive environment as well as the highly international dimension of the Group and its vision.

The Board of Directors, on recommendation by the Compensation Committee, determines the general principles and characteristics governing the compensation policy for Corporate Officers. It ensures the implementation of this policy by assessing the level at which the various criteria have been met. Resolutions by the Board of Directors

are therefore passed after seeking the opinion and recommendations of the Compensation Committee.

Executive Corporate Officers take no part in the vote on their compensation. See Section 10.3.4 for further information on conflicts of interests.

In exceptional circumstances, the Board of Directors may, in accordance with Article L. 22-10-8-III of the French Commercial Code, deviate from the application of the compensation policy provided this is on a temporary basis, consistent with the Company's interests and necessary to ensure the Company's continuity or viability. In particular, the Board of Directors may, on recommendation by the Compensation Committee, change the performance criteria for annual variable compensation, pluri-annual compensation, where relevant, and/or long-term compensation. For the avoidance of doubt, it is specified that, if applicable, any deviations from the compensation policy will be strictly limited to one or more of the items mentioned hereabove. Furthermore, the existing caps on the foregoing elements will remain unchanged.

Any such derogation must be rigorously applied and justified, notably as regards its alignment with the shareholder interests. In accordance with the provisions of Articles L. 22-10-8-II and L. 22-10-34-II of the French Commercial Code, the annual variable compensation will continue to be subject to approval by the Annual General Meeting and may only be paid if that meeting votes in favour thereof.

2.4.1.2 Chairman of the Board of Directors

The compensation structure for the non-executive Chairman of the Board of Directors is comprised exclusively of Board compensation (previously referred to as attendance fees).

In line with his non-executive role and consistent with market practices in France, the Chairman of the Board of Directors does not receive any annual variable compensation, pluri-annual compensation or short-term cash compensation, nor the benefit of any long-term incentive scheme.

The Board compensation paid to the Chairman of the Board of Directors is allocated in accordance with the rules determined by the Board of Directors and set out herein. These allocation rules, which apply to all the Directors, include a variable portion for each meeting of the Board of Directors, as well as a specific fixed annual portion. These rules are set out below.

If a new Chairman of the Board of Directors is appointed, the principles, criteria and elements of the compensation set out in the policy on compensation for the Chairman of the Board of Directors will apply.

For details on the Chairman of the Board and his/her mandate, see Section 10.1.2.

2.4.1.3 Board Members

The maximum annual sum allocated to Board Members compensation, 985,000 euros, was approved by the Annual General Meeting on 8 November 2017. The criteria for the apportioning of this sum are set out below.

Given the addition of a CSR Committee, the resolution approving the compensation policy of the Board Members to be submitted for approval to the Annual General Meeting on 10 November 2022 includes this modification.

The rules for the award of Board Members' Compensation primarily take into account the actual attendance of the members at meetings of the Board and of its Committees, in accordance with Article 21 of the Afep-Medef Code.

Board of Directors:

- ▶ fixed annual part of 15,000 euros per Board Member (increased to 30,000 euros for the Co or Vice Chairman and 175,000 euros for the Chairman);
- ▶ an annual supplement of 10,000 euros for each Director residing outside France (pro-rated based on physical attendance);
- ▶ variable part of 4,000 euros per Board Member for each Board Meeting attended.

Audit, Risk and Compliance Committee:

- ▶ fixed annual part of 4,000 euros per Committee member (increased to 14,000 euros for the Committee Chairman);
- ▶ variable part of 3,000 euros per Committee member for each Committee meeting attended.

Governance and Nominations Committee:

- ▶ fixed annual part of 3,000 euros per Committee member (increased to 8,000 euros for the Committee Chairman);
- ▶ variable part of 2,000 euros per Committee member for each Committee meeting attended.

Compensation Committee:

- ▶ fixed annual part of 3,000 euros per Committee member (increased to 8,000 euros for the Committee Chairman);
- ▶ variable part of 2,000 euros per Committee member for each Committee meeting attended.

CSR Committee (new committee):

- ▶ fixed annual part of 3,000 euros per Committee member (increased to 8,000 euros for the Committee Chairman);
- ▶ variable part of 2,000 euros per Committee member for each Committee meeting attended.

Ad hoc Committee:

- ▶ only a variable part of 1,000 euros per Committee member for each Committee meeting attended.

Directors may receive reasonable additional Board compensation for taking part in specialised Committees, chairing such Committees or performing special duties, such as acting as Co or Vice Chairman or Lead Director, as decided by the Board and in line with the rules on the award of Board compensation set out above.

The performance of a special duty entrusted to a Director may give rise to reasonable compensation, depending on the decision of the Board and subject to the related party agreements regime where applicable.

The Board compensation (attendance fees) is paid once a year after the close of the financial year. Pursuant to Article L. 22-10-34-II of the French Commercial Code, the payment of Board compensation for that financial year is subject to approval by the Annual General Meeting of the compensation policy.

The fixed annual part (applicable to Board and Committee members) is prorated based on the duration of the mandate during the financial year considered. In addition, in the event that the number of meetings held mechanically leads to exceeding the 985,000 euros fee envelope decided by the Annual General Meeting, the variable part would proportionally be reduced in order to stay within the ceiling set for this envelope.

If a new Director is appointed or a Director's term of office is renewed, the principles, criteria and elements of the compensation set out in the compensation policy for Directors will apply. For details on the Directors and their mandates, see Section 10.1.2.

2 CORPORATE GOVERNANCE

Information on compensation paid to Corporate Officers

2.4.1.4 Chief Executive Officer and Deputy Chief Executive Officer

For details on the Chief Executive Officer (CEO) and Deputy Chief Executive Officer and their mandates, see Sections 10.1.2 and 10.2.1.

On the basis of the objectives previously mentioned, the Group has implemented a global compensation policy for the Executive Corporate Officers, structured as follows (see also the “Market Positioning Policy” section):

	Objective	Key features
Annual fixed salary	Recognise the level of responsibility in a competitive talent market.	See “Market Positioning Policy” Section.
Annual variable compensation	Ensure financial targets published are met and encourage the exceeding of the internal targets for the financial year.	Three sets of targets: <ul style="list-style-type: none"> ▶ Quantitative financial targets: “Operating Verticals” revenue; Discretionary Free Cash Flow⁽¹⁾, total operating expenses⁽²⁾, bad debt; ▶ Quantitative CSR objectives that are measurable; ▶ Qualitative targets: specific objectives related to the strategic roadmap. See “Variable compensation policy” Section.
Pluri-annual variable compensation	N/A	None.
Long-term compensation (Long Term Incentive Plan)	<ul style="list-style-type: none"> ▶ Maximise mid-term value creation; ▶ Align the interest of Executive Corporate Officers with shareholders and other stakeholders; ▶ Retain key senior executives. 	Grant of phantom shares or performance shares linked to 3-year value creation objectives: revenue linked to the new verticals; Discretionary Free Cash Flow; relative TSR ⁽³⁾ ; criterion linked to corporate social responsibility. See “Variable compensation policy” Section.
Compensation, indemnities or benefits due or likely to be due on termination or change of office	For the Chief Executive Officer, severance pay equivalent to 18 months of the fixed and variable annual compensation in the event of forced departure in the six months following a change of control.	None.
Exceptional compensation	N/A	See “Exceptional compensation” Section.
Benefits in kind	N/A	<ul style="list-style-type: none"> ▶ Company car with or without chauffeur for the CEO; ▶ Company car for the Deputy CEO.
Board compensation (attendance fees)	Compensation for the Board Members.	Not applicable to Deputy Chief Executive Officer. The rules on the allocation of Board compensation (attendance fees) are set out in Section 10.4.1.3 of this document.
Non-compete undertakings	Take into account the highly competitive environment for satellite operators.	Non-compete clause: an allowance equivalent to 50% of the base salary during the 18-month period following termination of duties in return for an undertaking to refrain from working for any telecommunications satellite operator, directly or indirectly.
Supplementary pension scheme	N/A	None.
Group benefit and supplementary health plan	N/A	Executive Corporate Officers benefit from the supplementary health plans currently in force within the Group, on the same terms as those applying to the employee group to which they are assimilated for the calculation of their employee benefits.

(1) This indicator is described in Section 6.1.1 “Alternative Performance Indicators” of this document.

(2) Excluding bad debt.

(3) TSR is Total Shareholder Return over a given period, including the dividends received and the capital gain earned (i.e. variation in the share price).

Note:

- i) the criteria used to determine the compensation of the Executive Corporate Officers include, *inter alia*: market positioning (see dedicated section), track record, office held and seniority;
- ii) the precise weighting given to the different targets for annual variable compensation is determined by the Board of Directors, on recommendation by the Compensation Committee, on a case-by-case basis depending on the duties performed by each of the Executive Corporate Officers.

Market Positioning Policy

The competitiveness of the compensation policy is measured primarily by reference to French companies of comparable size (in terms of market capitalisation and revenue) and, when relevant, by reference to comparable global companies.

Market Positioning

A set of guidelines have been adopted for assessing the competitiveness of the overall compensation policy for the Executive Corporate Officers as compared with the market, allowance being made for features specific to Eutelsat:

- ▶ the scale of the compensation in the long term is aligned with that of comparable businesses to ensure that the emphasis is placed on long-term objectives and to ensure that compensation is more closely aligned to shareholder interests;
- ▶ relative positioning for the purposes of the cash compensation target: both base salary and total cash compensation around the median.

Annual fixed compensation

The annual fixed compensation of the Executive Corporate Officers is awarded in consideration of their corporate functions, taking account of their individual merits in combination with market benchmarks.

Accordingly, it is determined on the basis of the following:

- ▶ the level and complexity of the duties and responsibilities attached to the corporate office held, each Executive Corporate Officer being vested with the broadest powers to act in the name of the Company, in all circumstances, and to represent it in its relationships with third parties;
- ▶ the track record, skills, experience, expertise, seniority and past functions of each Executive Corporate Officer;
- ▶ analyses and market studies relating to compensation for comparable functions and companies.

In accordance with the Reference Code, the Board of Directors has decided that the annual fixed compensation of the Chief Executive Officer should only be reviewed at relatively long intervals.

A review can, however, be undertaken in the event of a material change to the scope of responsibility of the office concerned, such as that which may arise from changes to the Company itself or from a significant disparity as compared with the market positioning. In these

specific circumstances, the adjustment of the fixed remuneration, as well as the reasons for the adjustment, must be made public.

For other Corporate Officers, whether their fixed remuneration should be reviewed will be considered as deemed relevant by the Board of Directors.

The annual fixed remuneration is used as the basis for the calculation of the maximum percentage of variable annual compensation and valuation of the long-term incentives.

For the avoidance of doubt, the annual fixed remunerations applicable to the Financial Year 2022-23 is as follows:

- ▶ 650,000 euros for the Chief Executive Officer;
- ▶ 363,384 euros for the Deputy Chief Executive Officer.

It should be noted that these amounts remain unchanged since the approval by the Annual General Meeting on 5 November 2020.

Variable Compensation Policy

Annual variable compensation

Determination method

The potential amount of variable compensation is determined on the basis of, inter alia, observed market practices, and the achievement of performance levels in relation to key parameters and certain economic and personal, quantitative and qualitative performance targets, in line with the implementation of the Company's strategy.

During the first quarter of each financial year, the Board of Directors, on recommendation by the Compensation Committee, confirms or determines these targets, as well as their weighting and the associated performance levels:

- ▶ threshold below which no compensation is paid;
- ▶ target level when the target is met; and
- ▶ maximum level evidencing outperformance of the target level set for the target.

Precise quantitative economic performance targets, based on financial indicators, are set based on the budget or disclosed financial objectives pre-approved by the Board of Directors and are subject to performance thresholds.

The achievement level of the targets is disclosed once the performance has been assessed by the Board of Directors.

Detailed presentation of the characteristics for each Executive Corporate Officer

The parameters are determined by the Board of Directors during the first quarter of the relevant year. They are subject to change from one year to the next. The weighting given to each criterion for the Chief Executive Officer and the Deputy Chief Executive Officer is given in the following summary table.

<i>(as a percentage of the fixed compensation)</i>	Chief Executive Officer	Deputy Chief Executive Officer
QUANTITATIVE FINANCIAL OBJECTIVES AT GROUP LEVEL	65%	65%
"Operating Verticals" revenues ⁽¹⁾	26%	26%
Discretionary Free Cash Flow	22.75%	22.75%
Total operating expenses ⁽²⁾	13%	13%
Bad debt	3.25%	3.25%
QUANTITATIVE CSR OBJECTIVES	15%	15%
QUALITATIVE OBJECTIVES	20%	25%
TOTAL	100%	105%

(1) Operating Verticals revenues is equal to Total Group revenues minus "Other revenues" as disclosed in Section 3 of this document. The variation is computed at constant currency and perimeter.

(2) Excluding bad debt.

2 CORPORATE GOVERNANCE

Information on compensation paid to Corporate Officers

Compared with the policy approved by the Annual General Meeting on 4 November 2021, the above includes the following changes:

- ▶ The quantitative CSR objectives will be increased by 5% to a total of 15% in order to integrate an employee satisfaction component deemed essential for the CEO to successfully implement the Comete project reorganisation meant to enhance customer centricity, gain efficiency and favour return to growth.
- ▶ To permit the above, the quantitative financial objectives have accordingly shifted from 70% to 65% with the following impacts on each component:
 - the weight of the “Operating Verticals” revenues has been slightly increased to give greater emphasis on the return to growth, shifted from 24.5% to 26%;
 - Discretionary Free Cash Flow shifted from 28% to 22.75% to permit the increased focus on the return to growth;
 - the weight of the total operating expenses (excluding bad debt) shifted from 17.5% to 13% to permit the addition of the objective that follows;
 - introduced Bad debt objectives weighted at 3.25% to ensure continued and focused efforts on managing bad debt.
- ▶ There is no change to the qualitative objectives’ structure or their weighting.

Method for calculating the Group quantitative objectives (minimum and maximum levels)

The annual variable part is paid up to a ceiling of:

- ▶ 140% if the target level is exceeded (the high range of the disclosed financial objectives for the “Operating Verticals” revenues);
- ▶ 100% if the target level is reached, defined as follows:
 - the median point between the low and high range of the disclosed financial objectives for the “Operating Verticals” revenues growth,
 - budget for Discretionary Free Cash Flow, total operating expenses and bad debt;
- ▶ If the performance is below the target level, a threshold is defined as follows for each indicator:
 - for the “Operating Verticals” revenues growth, the low point of the range of the disclosed financial objectives. In this case, the payout for this criterion would be 80%;
 - for the Discretionary Free Cash Flow, total operating expenses and bad debt, a level defined in relation to the budget. In this case, the payout for this criterion would be 50%;
- ▶ 0% of the level achieved is lower than this threshold.

The elasticity of each element is determined separately for each objective. The calculation is made at constant exchange rate and perimeter, with a nominal deployment plan and on straight-line basis between each threshold.

There are no changes in terms of method compared to the policy approved by the Annual General Meeting on 5 November 2020.

Quantitative CSR objectives

In order to take into account the growing importance of responsible development for the expectations of all stakeholders and to reinforce this dimension in the remuneration of Executive Officers, the Group has progressively introduced criteria related to the CSR (Corporate Social Responsibility) of the Company. These objectives will be increased to 15% of the compensation of the Chief Executive Officer and the Deputy Chief Executive Officer, (vs. a weighting of 10% compared to the policy approved by the Annual General Meeting of 4 November 2021). These objectives are based on quantitative indicators. It is also specified that for fiscal year 2022–23, these CSR objectives relate to employee engagement, the reduction of the digital divide and the anti-corruption program.

Qualitative objectives

These parameters are determined by the Board of Directors during the first quarter of the relevant financial year and are subject to change from one year to the next to reflect the strategic, business and managerial issues for the upcoming financial year, for each office concerned. They may relate to, *inter alia*, implementation of the strategic guidelines approved by the Board of Directors, important industrial and commercial developments and programmes, and organisational and management actions. They do not relate to day-to-day tasks, but rather to specific actions in respect of which the Board of Directors expects specific performance further to the determination of targets that are as measurable as possible and assessed globally.

Cap

It is specified that in view of the foregoing, the amount of annual variable compensation may not exceed 132% of the fixed compensation for the Chief Executive Officer (taking into account the possibility of payment of up to 140% in the event of outperformance on the 65% corresponding to the Group quantitative financial objectives and on the 15% of quantitative objectives related to CSR, the other qualitative objectives being capped at 100%) and 137% for the Deputy Chief Executive Officer (taking into account the possibility of payment of up to 140% in the event of outperformance on the 65% corresponding to quantitative financial objectives and on the 15% of quantitative objectives related to CSR, the other qualitative objectives being capped at 100%).

Payment conditions

In accordance with Article L. 22-10-34-II of the French Commercial Code, the payment of the annual variable remuneration for the Financial Year 2021–22 to be paid in the Financial Year 2022–23 (within one month of its approval) is subject to approval by the Annual General Meeting on 10 November 2022.

Appointment or expiry of a term of office

In the event of an appointment or the expiry of a term of office in the course of the year, the foregoing principles apply for the period of time during which the duties were discharged (*pro rata temporis*). However, with respect of any appointment made during the second half of the relevant financial year, performance is assessed on a discretionary basis by the Board of Directors on proposal by the Compensation Committee.

Long-term incentives

Target set

The Board of Directors considers that this mechanism, which also applies to certain other key offices within the Company, is well-suited to the duties of the Executive Corporate Officers given the expected level of their direct contribution to the long-term performance of the Company. This mechanism, which is based on the achievement of certain performance criteria over several years and on the change in value of the Eutelsat share price, makes it possible to strengthen the motivation and loyalty of these key functions while fostering the alignment of their interests with the interests of the Company and of its shareholders.

Detailed presentation of the characteristics of the long-term incentive plan

Vehicle

The long-term incentive plan is based on the allocation of phantom shares or performance shares of Eutelsat Communications. After a period of at least three years, the degree to which the performance criteria presented below are achieved will determine the number of shares vested. Once the vesting period is over, there are two options: a payment in cash based on the value of a Eutelsat Communications share on that date or the delivery of shares, depending on the elected vehicle.

Obligation to retain shares

In the event of a grant of performance shares, the Executive Corporate Officers must retain, as a personal investment, 20% of the performance shares vested (after expiry of any holding period, where applicable) until the end of their last mandate as an Executive Corporate Officer; this retention obligation applies up to a value equivalent to 200% of their fixed annual remuneration.

Performance criteria

The percentage of shares varies depending on the internal and external criteria performance level, which is measured over three years.

The internal criteria account for 80% and relate to:

- ▶ a revenue objective linked to the new verticals for 40%. Revenues linked to the new verticals notably include revenues from the Connectivity business, in line with the second axis of the Group's strategic plan, whose timeline is drawing closer, and which calls for a return to growth on the back of capturing opportunities notably in the Mobility and Fixed Broadband segments;
- ▶ Discretionary Free Cash Flow (DFCF) for 20%;
- ▶ a criterion linked to CSR (Corporate Social Responsibility), based on a quantified target, for 20%.

The revenues and DFCF objectives are confidential and based on the Group's strategic plan. For confidentiality reasons, the details of these targets are only made public ex-post and after their review by the Board of Directors.

The external criterion has a weighting of 20% and is based on a relative Total Shareholder Return (TSR)⁽¹⁾ target for the period set (three years from the grant date).

The index used for the relative TSR is calculated on the basis of the median of a panel of comparable companies, composed of key players in the Group's sector of activity.

The panel of comparable companies was selected based on the following rationale:

- ▶ satellite operators, which are the closest peers. In view of the limited number of quoted satellite operators, only SES and ViaSat have been used. Intelsat has not been included since it is no longer listed;
- ▶ pay-TV operators. Note that Broadcast, the business in which pay-TV operators are the Group's main customers, represents more than 60% of the Group's sales. To this end, RTL, TF1, Pro Sieben Sat, Mediaset and ITV are used as peers;
- ▶ European telecom operators. The Group's non-broadcasting activities notably consist of supplying connectivity and Internet access to individuals, companies and governments. The Telecom operators used are major customers for the Group (either in terms of interconnecting their mobile networks or the distribution of Fixed Broadband, Mobile Connectivity and Fixed Data services): BT, KPN, United Internet, Proximus and Telecom Italia⁽²⁾;
- ▶ Telecom infrastructure companies in view of the nature of the infrastructure of the Group's activity which is notably characterised by a high level of investment, long cycles and visibility: Cellnex and Inwitt.

For this criterion, the percentage of effective vesting of shares is as follows:

- ▶ 0% if performance is below the benchmark median;
- ▶ 100% if performance is equal to the benchmark median;
- ▶ 115% if the benchmark median is exceeded by 10 points;
- ▶ 130% if the benchmark median is exceeded by 15 points.

There are no changes compared to the policy approved by the Annual General Meeting on 4 November 2021.

Condition of presence

The definitive vesting of shares is also subject to the presence of the beneficiary within the Company at the end of the vesting period. If the beneficiary leaves before the end of the vesting period, the basic principle is the loss of rights to shares. However, the Board of Directors may decide to maintain all or part of the benefit of the shares provided, subject to the justification and the explanation of the specific circumstances underlying its decision. Should this be the case, the Board of Directors must ensure that waiver of the criterion relating to presence is *pro rata temporis* and is dependent on the achievement of performance criteria to ensure that payment can only take place at the end of the period set for the plan.

Grant cap

On the grant date, the value of the shares granted to the Executive Corporate Officers may not exceed a set percentage of their fixed annual remuneration. This percentage is:

- ▶ 162.5% for the Chief Executive Officer (target equal to 125% of the fixed annual salary with a potential vesting percentage of 130% in case of over-performance);
- ▶ 208% for the Deputy Chief Executive Officer (target equal to 160% of the fixed annual salary with a potential vesting percentage of 130% in case of over-performance).

There are no changes compared to the policy approved by the Annual General Meeting on 4 November 2021.

(1) The panel of comparable companies for the TSR objective is composed as follows: satellite competitors (SES and ViaSat), Pay-TV operators (RTL, TF1, ProSieben Sat, Mediaset and ITV), Telecom operators (BT, KPN, United Internet, Proximus and Telecom Italia) and Telecom infrastructure (Cellnex and Inwitt). Note that Iliad, which was included in the comparables selected in previous years, has been removed from the selection of stocks in view of its delisting in October 2021.

(2) Iliad, which was included in the comparables selected in previous years, has been removed from the selection of stocks in view of its delisting in October 2021.

2 CORPORATE GOVERNANCE

Information on compensation paid to Corporate Officers

Exceptional compensation

The Board of Directors has adopted the principle whereby the Executive Corporate Officers may receive exceptional compensation in very specific circumstances only, such as for example a significant transaction for the Group. In any event, should any such decision be taken by the Board of Directors:

- ▶ the amount of any such exceptional compensation may not exceed 100% of the target annual bonus of the Executive Corporate Officers for the financial year;
- ▶ it may not be paid before its approval by an Annual General Meeting;
- ▶ any such decision shall be made public immediately after the Board of Directors Meeting during which the decision was taken;
- ▶ the decision must be justified and must contain details of the event leading to it.

Any such exceptional compensation may also be justified in the event and context of the arrival of a new Executive Corporate Officer, for example, in order to indemnify the new Executive Corporate Officer for the loss of variable compensation as a result of leaving the previous employer.

Non-compete undertaking

Executive Corporate Officers may benefit from an allowance equivalent to 50% of their base salary for 18 months after their term of office ceases in return for an undertaking not to work directly or indirectly for any telecommunications satellite operator.

This allowance will not be paid if the person concerned exercises his/her right to retire. In any event, no allowance may be paid after the age of 65.

Compensation and other benefits payable or likely to be payable as a result of or following the termination of office of the Group's Corporate Officers

Executive Corporate Officers do not receive a supplementary pension from the Company.

In the event of forced departure within six months following a change of control (including in the event of a merger with a significant player in the space industry), the Chief Executive Officer will receive a severance payment equivalent to 18 months of the fixed and variable annual compensation. This severance payment, which constitutes a change in the compensation policy and is subject to approval by the Annual General Meeting of 10 November 2022, was set up following the departure of Rodolphe Belmer and in the search for a new CEO. The Board of Directors, on the recommendation of the Compensation Committee, took the view that, given the very competitive context of the industry, the potential of consolidation of the industry, the uncertainty that was created following the unsolicited expression of interest sent to the Board of Directors by a potential buyer of the Company in late 2021 and in order to attract top talent to lead the Group, it was important for the Company to give visibility and reassurance to the Group's CEO.

In any event, in accordance with the Afep-Medef code, the total of the severance payment and non-compete allowance shall not exceed two years of fixed and variable compensation.

The Deputy Chief Executive Officer does not benefit from such an indemnity.

- ▶ Employment contract and pension scheme (Table 10 – AMF Recommendation)

	Employment contract		Supplementary pension scheme		Payments or other benefits due or likely to be due as a result of termination or change of office		Payments pursuant to a non-compete clause	
	Yes	No	Yes	No	Yes	No	Yes	No
Corporate Officers								
DOMINIQUE D'HINNIN Chairman of the Board of Directors Appointed on 8 November 2017 Term of office expiring on: Annual General Meeting called to approve the accounts for the Financial Year ending 30 June 2025			X ⁽¹⁾	X		X		X
EVA BERNEKE Chief Executive Officer (since 1 January 2022)			X ⁽²⁾	X	X		X ⁽³⁾	
MICHEL AZIBERT Deputy CEO Appointed on: 5 September 2011			X ⁽⁴⁾	X		X		X ⁽³⁾

(1) Dominique D'Hinnin has no employment contract with any company of Eutelsat Group.

(2) Eva Berneke has no employment contract with any company of Eutelsat Group.

(3) In case of termination of office, a non-compete clause provides for payment of 50% of the fixed compensation over an 18-month period. This clause does not apply to Michel Azibert, whose term of office began prior to the implementation of this policy.

(4) Michel Azibert has no employment contract with any company of Eutelsat Group.

2.4.2 Information concerning remuneration in compliance with Article L. 22-10-34-II of the French Commercial Code (ex-post vote)

Pursuant to Article L. 22-10-34-II of the French Commercial Code, the information mentioned in I of Article L. 22-10-8-II of the Commercial Code including the fixed, variable and exceptional elements making up the total compensation and benefits of any kind paid during the past financial year or granted for the same financial year to the Chairman of the Board of Directors, Chief Executive Officer and Deputy Chief Executive Officer will also be submitted to the vote of the same Annual General Meeting.

2.4.2.1 Total compensation of the Corporate Officers

It should be noted that:

- ▶ the compensation policy is set out in the previous section;
- ▶ the compensation paid or allocated to the Corporate Officers for the past financial year is detailed in Section 10.4.3.

Summary of compensation and benefits paid to the Corporate Officers (Table 1 – AMF recommendation)

The following table summarises the compensation and stock options or performance shares granted to Corporate Officers for the financial years ended on 30 June 2021 and 2022:

(in euros)	Financial Year 2020-21	Financial Year 2021-22
DOMINIQUE D'HINNIN		
Chairman of the Board of Directors (since 8 November 2017)		
Compensation (see Table 2 for details) including Board compensation (attendance fees)	240,667	282,135
Value of stock options awarded during the financial year	-	-
Value of performance shares awarded during the financial year	-	-
Other long-term benefits	-	-
TOTAL	240,667	282,135
RODOLPHE BELMER		
CEO (1 March 2016 to 31 December 2021), Deputy CEO (from 1 December 2015 to 1 March 2016)		
Compensation (see Table 2 for details)	1,489,775	877,465
Value of stock options awarded during the financial year	-	-
Value of performance shares awarded during the financial year	812,500	-
Other long-term benefits	-	-
TOTAL	2,302,275	877,465
EVA BERNEKE		
CEO (since 1 January 2022)		
Compensation (see Table 2 for details)	-	717,718
Value of stock options awarded during the financial year	-	-
Value of performance shares awarded during the financial year	-	677,100 ⁽¹⁾
Other long-term benefits	-	-
TOTAL	-	1,394,818
MICHEL AZIBERT		
Deputy CEO (since 5 September 2011)		
Compensation (see Table 2 for details)	850,613	811,371
Value of stock options awarded during the financial year	-	-
Value of performance shares awarded during the financial year	581,414	581,414 ⁽¹⁾
Other long-term benefits	-	-
TOTAL	1,432,027	1,392,785

(1) Please refer to Section 10.4.3.4 "Performance share plan of 4 November 2021" for further details. As a reminder, these amounts are in line with the policy approved by the Annual General Meeting of 4 November 2021 and correspond respectively to 125% of the Fixed Compensation for Eva Berneke with a prorata temporis calculation from the date of taking up the post and 160% of the Fixed Compensation for Michel Azibert.

2 CORPORATE GOVERNANCE

Information on compensation paid to Corporate Officers

Summary of compensation paid to the Corporate Officers (Table 2 – AMF recommendation)

The following table summarises the compensation paid to the Corporate Officers during the financial years ended on 30 June 2021 and 2022.

(in euros)	Financial Year 2020-21		Financial Year 2021-22	
	Amounts payable	Amounts paid	Amounts payable	Amounts paid
DOMINIQUE D'HINNIN				
Chairman of the Board of Directors (since 8 November 2017)				
Fixed compensation	-	-	-	-
Variable compensation	-	-	-	-
Board compensation (attendance fees)	240,667	225,000	282,135	240,667
Benefits in kind	-	-	-	-
Exceptional compensation	-	-	-	-
TOTAL	240,667	225,000	282,135	240,667
RODOLPHE BELMER				
CEO (from 1 March 2016 to 31 December 2021), Deputy CEO (from 1 December 2015 to 1 March 2016)				
Fixed compensation	650,000	650,000	325,000	325,000
Variable compensation ⁽¹⁾	791,700	533,488	348,344	791,700
Board compensation (attendance fees)	43,000	43,000	39,480	43,000
Benefits in kind	5,075	5,075	2,141	2,141
Non-compete allowance	-	-	162,500	162,500
Exceptional compensation	-	-	-	-
TOTAL	1,489,775	1,231,562	877,465	1,324,341
EVA BERNEKE				
CEO (since 1 January 2022)				
Fixed compensation	-	-	325,000	325,000
Variable compensation	-	-	373,109	-
Board compensation (attendance fees)	-	-	17,547	-
Benefits in kind	-	-	2,062	2,062
Exceptional compensation	-	-	-	-
TOTAL	-	-	717,718	327,062
MICHEL AZIBERT				
Deputy CEO (since 5 September 2011)				
Fixed compensation	363,384	363,384	363,384	363,384
Variable compensation ⁽¹⁾	482,792	321,141	444,138	482,792
Board compensation (attendance fees)	-	-	-	-
Benefits in kind	4,437	4,437	3,849	3,849
Exceptional compensation	-	-	-	-
TOTAL	850,613	688,961	811,371	850,025

(1) It should be noted that the variable compensation paid to Rodolphe Belmer and Michel Azibert during the Financial Year 2021-22 corresponds to the variable portions allocated for the Financial Year 2020-21 and was approved by the Annual General Meeting of 4 November 2021.

Compensation paid to the Board of Directors (Table 3 – AMF recommendation)

The following table shows the gross amount of Board compensation (attendance fees) and other forms of compensation corresponding to the amounts payable to Company Board Members during the financial years ended 30 June 2021 and 30 June 2022 by the Company and by the companies it controls. It is specified that the Board compensation (attendance fees) payable for Financial Year N are paid at the beginning of Financial Year N+1.

For the 2021-22 Financial Year, the Board and its Committees held a significant number of additional meetings (47 total Board and Committee meetings vs. 25 Board and Committee meetings in 2020-21). As a result, the envelope approved by the Annual General Meeting of 985,000 euros would have been exceeded. Consequently, pursuant to the Board compensation policy, the variable part has been proportionally reduced in order to stay within the limit of the envelope resulting in the payment of only ca. 80% of the total variable amount due for each of the meetings.

CORPORATE GOVERNANCE

Information on compensation paid to Corporate Officers

Chairman of the Board of Directors (in euros)	Financial Year 2020-21	Financial Year 2021-22
D. D'HINNIN Chairman of the Board of Directors		
Board compensation	240,667	282,135
Other compensation	0	0
TOTAL COMPENSATION PAID TO THE CHAIRMAN OF THE BOARD OF DIRECTORS	240,667	282,135
Member of the Board of Directors (in euros)	Financial Year 2020-21	Financial Year 2021-22
E. BERNEKE Director (since 1 January 2022)		
Board compensation	0	17,547
Other compensation	See Tables 1 & 2	See Tables 1 & 2
BPIFRANCE PARTICIPATIONS Director, represented by Stéphanie Frachet (until 29 May 2022) and by Samuel Dalens (from 30 May 2022)		
Board compensation	58,000	74,199
Other compensation	0	0
P.F. FOURNIER Director (until 4 November 2021)		
Board compensation	0 ⁽¹⁾	0 ⁽¹⁾
Other compensation	0	0
BPIFRANCE INVESTISSEMENT Director, represented by Paul François Fournier (since 4 November 2021)		
Board compensation	0	39,826
Other compensation	0	0
FSP Director, represented by Agnès Audier		
Board compensation	78,000	99,587
Other compensation	0	0
E. GAIDE Director		
Board compensation	73,000	99,272
Other compensation	0	0
A. GARCÍA FAU Director		
Board compensation	64,333	77,112
Other compensation	0	0
C. GORDON Director (since 7 November 2019)		
Board compensation	48,500	76,804
Other compensation	0	0
D. LEROY Director		
Board compensation	56,000	77,573
Other compensation	0	0
R. MCINNES Director		
Board compensation	79,000	105,395
Other compensation	0	0

2 CORPORATE GOVERNANCE

Information on compensation paid to Corporate Officers

Member of the Board of Directors (in euros)	Financial Year 2020-21	Financial Year 2021-22
R. BELMER		
Director (until 31 December 2021)		
Board compensation	43,000	39,480
Other compensation	See Tables 1 & 2	See Tables 1 & 2
TOTAL BOARD COMPENSATION (EXCLUDING THE CHAIRMAN OF THE BOARD OF DIRECTORS)	499,833	702,796

(1) At the request of Mr Fournier, the Board of Directors acknowledged that Mr Fournier did not receive any Board compensation for his Directorship for the 2021 and 2022 Financial Year.

2.4.2.2 Relative proportion of fixed and variable compensation

The breakdown of compensation for the Corporate Officers between fixed remuneration, variable remuneration, long-term remuneration and other compensation (benefits in kind, Board compensation) is as follows.

(as a % of total compensation payable for the Financial Year 2021-22)	Dominique D'Hinnin	Rodolphe Belmer	Eva Berneke	Michel Azibert
Fixed compensation	-	37%	23.3%	26.1%
Annual variable compensation	-	39.7%	26.7%	31.9%
Long-term compensation	-	-	48.6%	41.7%
Non-compete allowance	-	18.5%	-	-
Other ⁽¹⁾	100%	4.8%	1.4%	0.3%

(1) Amount including Board compensation and benefits in kind.

2.4.2.3 Use of the possibility of requesting the return of variable compensation

None.

2.4.2.4 Commitments relating to the arrival or departure of Executive Corporate Officers

The only commitments relating to the arrival or departure of Executive Corporate Officers are those that may be linked to non-compete clauses and the severance allowance.

In accordance with the compensation policy, a non-compete allowance corresponding to the payment over 18 months of 50% of the fixed remuneration will be paid to Rodolphe Belmer. It should be noted that the Board of Directors does not have the option of waiving this allowance as indicated in Section 2.3.1 of the 2020-21 Universal Registration Document.

For Eva Berneke, it should be noted that she can benefit from an allowance equivalent to 50% of the fixed remuneration over an 18-month period following the termination of her office, in return for a commitment not to work directly or indirectly for any telecommunications satellite operator. The Board has the option to waive this commitment.

In the event of forced departure within six months following a change of control (including in the event of a merger with a significant player in the space industry), the Chief Executive Officer will receive

a severance payment equivalent to 18 months of the fixed and variable annual compensation (excluding the long-term incentive bonus). This severance payment, which constitutes a change in the compensation policy and is subject to approval by the Annual General Meeting of 10 November 2022. In any event, in accordance with the Afep-Medef code, the total of the severance payment and non-compete allowance shall not exceed two years of fixed and variable compensation.

See also the paragraph "Exceptional compensation" in Section 10.4.1.4 for more information.

2.4.2.5 Compensation paid or granted by a company included in the scope of consolidation within the meaning of Article L. 233-16

None.

2.4.2.6 Ratios on compensation multiples

The ratios on compensation multiples, calculated on the basis of the compensation paid to the Corporate Officers during the Financial Year 2021-22 in relation to the average and median compensation paid to full-time equivalent employees of Eutelsat S.A. (corresponding to 53% of the Group's employees and to all of the Group's employees in France) are shown below. Please note that the holding company Eutelsat Communications has not been retained as a relevant perimeter for this analysis since it has no employees.

More details on the calculation methodology and the amounts used for the compensation of the Corporate Officers are given in the next section.

Pay ratio to average compensation	Chairman of the Board of Directors	2.3
	CEO	15.6
	Deputy CEO	9
Pay ratio to median compensation	Chairman of the Board of Directors	2.9
	CEO	19.2
	Deputy CEO	11.2

2.4.2.7 Trends in the compensation, company performance and average compensation over the last five years

Methodological remarks

The compensation of the Corporate Officers shown for a financial year corresponds to the compensation paid during that financial year. To facilitate comparisons, certain data points are annualised or restated as follows:

For the Chairman of the Board of Directors:

- The offices of Chairman of the Board of Directors and Chief Executive Officer have been separated since 1 March 2016.
- The compensation shown for the Financial Year 2017-18 corresponds to the compensation paid to Michel de Rosen as Chairman of the Board of Directors until 7 November 2017. It should be noted that Dominique D'Hinnin, Chairman of the Board since 7 November 2017, is remunerated exclusively through Board compensation (attendance fees), which are paid at the beginning of the financial year following that in respect of which they were awarded. No compensation was therefore paid to him during the Financial Year 2017-18 for his office as Chairman of the Board of Directors.
- The compensation shown for the Financial Year 2018-19 corresponds to the compensation paid to Dominique D'Hinnin,

whose fixed portion (paid in respect of his duties as Chairman of the Board since 7 November 2017) has been annualised.

- The compensation shown for the Financial Years 2019-20, 2020-21 and 2021-22 corresponds to the compensation paid to Dominique D'Hinnin in respect of his duties as Chairman of the Board.

For the Chief Executive Officer:

- The offices of Chairman of the Board of Directors and Chief Executive Officer have been separated since 1 March 2016.
- The compensation shown for the Financial Years 2017-18, 2018-19, 2019-20 and 2020-21 corresponds to the compensation paid to Rodolphe Belmer as Chief Executive Officer. It should be noted that Financial Year 2019-20 was the first year in which Rodolphe Belmer received a payment related to long-term incentives.
- The compensation shown for the Financial Year 2021-22 corresponds to the compensation paid to Rodolphe Belmer as Chief Executive Officer for which the fixed annual compensation was annualised. It should be noted that Rodolphe Belmer's duties as Chief Executive Officer ended on 31 December 2021.

For the Deputy CEO:

- The compensation shown for the Financial Years 2017-18 to 2021-22 corresponds to the compensation paid to Michel Azibert as Deputy Chief Executive Officer and Chief Commercial Officer and then as Deputy Chief Executive Officer (as of 1 July 2019).

Remuneration paid to the Corporate Officers

(in thousands of euros)	Financial Year ended 30 June				
	2018	2019	2020	2021	2022
Chairman of the Board of Directors	292	229	228	225	241
Change	26%	-22%	=	-1%	7%
CEO	1,279	1,312	1,452	1,399	1,598
Change	21%	3%	11%	-4%	14%
Deputy CEO	778	710	818	794	928
Change	22%	-9%	15%	-3%	17%

Average compensation

The scope is that of Eutelsat S.A., which represents 53% of the Group's employees worldwide and all employees in France. Average compensation is calculated on a full-time equivalent basis for employees present throughout the financial year. It takes into account all the gross remuneration elements (base salary, annual bonus, phantom shares and, when applicable, profit-sharing).

(in thousands of euros)	Financial Year ended 30 June				
	2018	2019	2020	2021	2022
Average compensation paid	111	114	122	105	103
Change		3%	7%	-15%	-2%

2 CORPORATE GOVERNANCE

Information on compensation paid to Corporate Officers

Company performance

Two indicators are shown in the table below:

- net income, Group share, as published in the consolidated financial statements;

- Discretionary Free Cash Flow in line with the Group's strategy, which notably includes maximising cash generation. It is an alternative performance indicator, the definition and calculation of which is provided in Section 1.5 of this document.

	Financial Year ended 30 June				
	2018	2019	2020	2021	2022
Reported Discretionary Free Cash Flow (in millions of euros)	415	408	474	467	443
Change as defined by the financial objectives ⁽¹⁾		10%	6%	0%	-2%
Group share of Net Income (in millions of euros)	292	340	298	214	228
Change		17%	-13%	-28%	+6%

(1) Change at constant currency and perimeter.

Pay ratio

On the basis of average compensation:

	Financial Year ended 30 June				
	2018	2019	2020	2021	2022
Chairman of the Board of Directors	2.6	2.0	1.9	2.2	2.3
Change		-24%	-7%	15%	9%
CEO	11.5	11.5	11.9	13.4	15.6
Change		0%	3%	13%	16%
Deputy CEO	7.0	6.2	6.7	7.6	9
Change		-11%	7%	14%	19%

On the basis of median compensation:

	Financial Year ended 30 June				
	2018	2019	2020	2021	2022
Chairman of the Board of Directors	3.1	2.3	2.3	2.6	2.9
Change		-24%	-4%	15%	11%
CEO	13.5	13.4	14.4	16.2	19.2
Change		-1%	7%	13%	19%
Deputy CEO	8.2	7.3	8.1	9.2	11.2
Change		-12%	11%	13%	22%

2.4.2.8 Compliance with the compensation policy

The total compensation was established in accordance with the compensation policy voted by the Annual General Meeting of 4 November 2021. In particular, on recommendation by the Compensation Committee, the level of achievement of the various performance criteria was assessed and approved by the Board of Directors.

2.4.2.9 Taking into account the vote of the last Annual General Meeting

The last Annual General Meeting held on 4 November 2021 largely approved all the resolutions relating to the compensation of the Corporate Officers with percentages strictly above 76%.

Resolution No.	Title	Vote in favour
11	Information concerning the remuneration of Corporate Officers for the Financial Year ending 30 June 2021	87.7%
12	Mr D'Hinnin's compensation due for the Financial Year 20120-21	87.6%
13	Mr Belmer's compensation due for the Financial Year 2020-21	79.7%
14	Mr Azibert's compensation due for the Financial Year 2020-21	79.4%
15	Mr Leroy's compensation due for the Financial Year 2020-21	87.4%
16	Principles and criteria of the Chairman of the Board of Directors' compensation	87.6%
17	Principles and criteria of the CEO's compensation	76.1%
18	Principles and criteria of the Deputy CEO's compensation	76.1%

The principles used to establish the compensations for the Financial Year 2022-23 are consistent with those of previous financial years.

2.4.2.10 Deviation from compensation policy

None.

2.4.2.11 The suspension of Board of Directors' remuneration in the event of non-application of the law on gender balance

None.

2.4.3 Compensation of the Executive Corporate Officers paid during the Financial Year 2021-22 or granted for the same financial year

Section 10.4.3 presents the items submitted for approval to the Annual General Meeting of 10 November 2022 pursuant to Article L. 22-10-34-II, namely the fixed, variable and exceptional items making up the total individual compensation and benefits of any kind paid during the Financial Year 2021-22 or granted for the same financial year to the Chairman of the Board of Directors, the Chief Executive Officer and the Deputy CEO.

2.4.3.1 Criteria to define the annual variable portion of compensation

In accordance with the Afep-Medef recommendation, the variable part of the Executive Corporate Officers' compensation is based on predetermined qualitative and quantitative targets.

In respect of the Financial Year 2021-22, the annual variable portion of compensation paid to the Executive Corporate Officers ranged from 0 to 100% of the fixed portion for Rodolphe Belmer and Eva Berneke, and 0 to 105% of the fixed portion for Michel Azibert. It should be noted that in accordance with the remuneration policy approved by the Annual General Meeting of 4 November 2021, CSR objectives

are now presented separately, and their weighting in remuneration has been increased.

Annual Variable compensation is determined entirely on the basis of performance criteria that include:

For Rodolphe Belmer and Eva Berneke:

- ▶ quantitative financial objectives at Group level (accounting for 70% of fixed salary), linked to revenue (accounting for 24.5%), Discretionary Free Cash Flow (accounting for 28%), and total operating expenses (accounting for 17.5%);
- ▶ quantitative CSR objectives (accounting for 10%);
- ▶ qualitative objectives (accounting for 20%).

For Michel Azibert:

- ▶ quantitative financial targets at Group level (accounting for 70% of fixed salary), linked to revenue (accounting for 24.5%), Discretionary Free Cash Flow (accounting for 28%), and the total operating expenses (accounting for 17.5%);
- ▶ quantitative CSR objectives (accounting for 10%);
- ▶ qualitative objectives (accounting for 25%).

CORPORATE GOVERNANCE

Information on compensation paid to Corporate Officers

The weighting given to each criterion is shown in the following summary table.

<i>(as a percentage of the fixed compensation)</i>	Rodolphe Belmer/ Eva Berneke	Michel Azibert
QUANTITATIVE OBJECTIVES AT GROUP LEVEL	70%	70%
Operating verticals revenues growth	24.5%	24.5%
Discretionary Free Cash Flow	28%	28%
Total operating expenses ⁽¹⁾	17.5%	17.5%
QUANTITATIVE CSR OBJECTIVES	10%	10%
QUALITATIVE OBJECTIVES	20%	25%
TOTAL	100%	105%

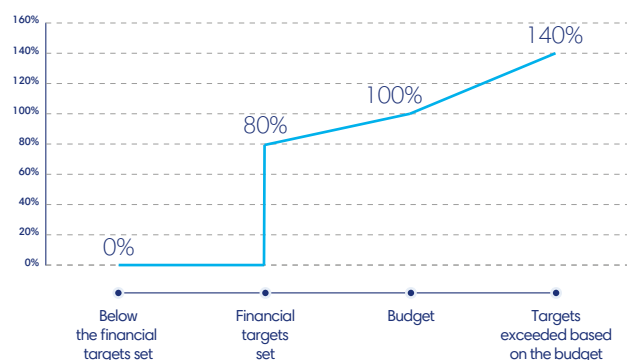
(1) Excluding bad debt.

Quantitative financial objectives at Group level

With regard to quantitative financial objectives at Group level, the amount allocated for each criterion stands as follows:

- ▶ 140% if the target level compared with the budget is exceeded;
- ▶ 100% if the budget is met;
- ▶ 80% if the financial objectives set are met; and
- ▶ 0% if the level of achievement is lower than this threshold/floor.

The relevant amounts are calculated using constant exchange rates and constant perimeter and on a linear basis from one threshold to the next. The amounts allocated as a function of the level achieved can be represented as below:



Quantitative CSR objectives

CSR objectives are structured around three equally weighted axes that are consistent with the Group's sustainable development strategy and are based on measurable indicators:

- ▶ reducing the digital divide as measured by the number of Wi-Fi hotspots installed in Africa, providing Internet access to rural and remote communities;
- ▶ diversity measured by the Company's score on the gender equality index;
- ▶ deployment of the anti-corruption programme within the Group as measured by participation in targeted training sessions on the subject.

It is reminded that the amount awarded may reach a maximum of 140% in the event of outperformance in relation to the objective set.

Qualitative targets

Qualitative objectives relate to priority projects at the strategic or operational level for the financial year. The criteria used to determine the compensation for the Financial Year 2022-23 are not made public for confidentiality reasons.

For Rodolphe Belmer and Eva Berneke

The **qualitative targets** that were set to determine the variable compensation to be paid to Rodolphe Belmer for the Financial Year 2021-22 and which have been taken over identically for Eva Berneke were as follows:

- ▶ improve the medium and long-term cash flow generation profile of the Group (for 30%);
- ▶ foster future expansion in Connectivity, notably by optimising the organisation and by signing new wholesale contracts for growth assets (for 30%);
- ▶ develop the partnership with OneWeb both at the capital level and by setting up the basis for strengthening cooperation and synergies (for 30%);
- ▶ encourage innovation and the development of new projects, particularly in the context of the "New Space" ecosystem (for 10%).

For Michel Azibert

The **qualitative targets** that were set to determine variable compensation to be paid to Michel Azibert for the Financial Year 2021-22 were as follows:

- ▶ support the CEO on the strategy of the Group, specific projects and financial communication (for 30%);
- ▶ support the CEO in the development of the relationship with OneWeb and the commercial and operational synergies (for 30%);
- ▶ ramp-up of Fixed Broadband activities in Africa notably by strengthening partnerships with telecom operators and developing the B-to-B segment (for 30%);
- ▶ other specific projects (for 10%).

2.4.3.2 Mechanisms and criteria for assessing long-term incentives

To facilitate the reading of this document, these mechanisms are described in Section 10.4.4.

2.4.3.3 Details of the compensation paid due for the Financial Year 2020-21 or allocated for the same financial year for each Corporate Officer

Payment of the annual and pluri-annual variable compensations is subject to the vote of the Annual General Meeting to be held on 10 November 2022. It is recalled that the compensation policy is set out in Section 10.4.1.

Dominique D'Hinnin's compensation

The remuneration of Dominique D'Hinnin as non-executive Chairman of the Board of Directors of Eutelsat Communications comprises exclusively Board compensation (attendance fees).

Compensation items allocated for the Financial Year 2021-22	Amount or book value (in euros)
Fixed compensation	-
Annual variable compensation	-
Exceptional compensation	-
Stock options	-
Performance shares	-
Pluri-annual variable compensation plan	-
Indemnities linked to the assumption of duties	-
Non-compete indemnity	-
Benefits of any kind	-
Board compensation (attendance fees)	282,135
Supplementary pension scheme	-

Fixed compensation as non-executive Chairman of the Board of Directors of Eutelsat Communications

None.

It is noted that the Board compensation (attendance fees) allocated for the Financial Year 2020-21 stood at 240,667 euros and was paid during the Financial Year 2021-22.

Board compensation (attendance fees)

The Board compensation (attendance fees) allocated to Dominique D'Hinnin for the Financial Year 2021-22 in his capacity as non-executive Chairman of the Board of Directors of Eutelsat Communications stood at 282,135 euros.

Variable compensation

None.

Other

None.

Rodolphe Belmer's compensation

Compensation items allocated for the Financial Year 2021-22	Amount or book value (in euros)	Presentation
Fixed compensation	325,000	See below
Annual variable compensation	348,344	See below
Exceptional compensation		Not applicable No decision to award such compensation
Stock options		Not applicable Not provided for in the compensation policy
Performance shares		See below.
Pluri-annual variable compensation plan		Not applicable Not provided for in the compensation policy
Other long-term benefits		Not applicable Not provided for in the compensation policy
Indemnities linked to the assumption of duties		Not applicable Not provided for in the compensation policy
Non-compete indemnity	162,500	See below
Benefits of any kind	2,141	See below
Board compensation (attendance fees)	39,480	See below
Supplementary pension scheme		Not applicable Not provided for in the compensation policy

2 CORPORATE GOVERNANCE

Information on compensation paid to Corporate Officers

Fixed compensation

The annual fixed compensation of Rodolphe Belmer in his capacity as Chief Executive Officer of Eutelsat Communications for the Financial Year ended on 30 June 2022 stands at 325,000 euros. This compensation is calculated *prorata temporis* (on the basis of a fixed annual compensation of 650,000 euros, which is unchanged from the previous year) as Rodolphe Belmer's term of office as Chief Executive Officer ended on 31 December 2021.

Annual variable compensation

The amount of variable compensation paid to Rodolphe Belmer for the Financial Year ended on 30 June 2021 stood at 791,700 euros; it was approved by the Annual General Meeting held on 4 November 2021 (13th resolution) and was paid during the first half of the Financial Year ended on 30 June 2022.

The criteria for the annual variable portion allocated for the Financial Year 2021-22 are recalled in Section 10.4.3.1 of this document. A review of Rodolphe Belmer's level of achievement of the targets was performed and application of a *prorata temporis* calculation, taking into account the end of Rodolphe Belmer's term of office as Chief Executive Officer on 31 December 2021, it was found that the variable component of Rodolphe Belmer's compensation as Chief Executive Officer for the Financial Year 2021-22 stands at 107.2% of the gross fixed annual compensation (vs. 121.8% for the Financial Year 2020-21). The level of achievement of the quantitative targets stood at 121.6% and that of the qualitative targets at 49.8%. Accordingly, the variable portion due to Rodolphe Belmer for the Financial Year 2021-22 amounts to 348,344 euros.

The calculation details are set out in the table below: payment of the variable portion will be made during the first half of the Financial Year ending on 30 June 2023, subject to the vote of the Annual General Meeting.

(as a percentage of the fixed compensation)	Weighting	% achievement	Prorata temporis	Weighted % achievement & prorata	Achievement (in euros)
QUANTITATIVE TARGETS AT GROUP LEVEL	70%	121.5%	50%	42.5%	276,324
Operating verticals revenues	24.5%	88.1%	50%	10.8%	70,200
Discretionary Free Cash Flow	28%	140%	50%	19.6%	127,400
Total operating expenses	17.5%	138.6%	50%	12.1%	78,724
QUALITATIVE TARGETS	20%	49.8%	50%	5%	32,370
QUANTITATIVE CSR OBJECTIVES	10%	122.3%	50%	6.1%	39,650
TOTAL	100%	107.2%	50%	53.6%	348,344

With regard to the qualitative targets, while the level of achievement for each target has been precisely determined, for confidentiality reasons, disclosure is limited to the aggregate achievement level. The main achievements in the past financial year include, for example:

- ▶ foster future expansion in Connectivity notably via substantial progress for our Fixed Broadband strategy in Europe:
 - a wholesale commitment from Hispasat for the capacity in Spain and Portugal on EUTELSAT KONNECT,
 - a distribution agreement with Deutsche Telekom on EUTELSAT KONNECT satellite for the coverage of Germany;
- ▶ strengthening our investment in OneWeb:
 - closing of the initial 550 million U.S. dollars investment in September,
 - stake subsequently raised to 23%, making Eutelsat OneWeb's second largest shareholder.

For the CSR objectives, it should be highlighted:

- ▶ a gender equality index of 89, in line with the median of the SBF 120;
- ▶ more than 350 Wifi hotspots in operation in Africa providing Internet access to tens of thousands of people;
- ▶ a participation rate in anti-corruption trainings above 95%.

Performance shares

The November 2019 phantom share plan and the November 2020 performance share plan were subject to a presence condition. As a result of his departure, Rodolphe Belmer lost the rights relating to these plans, and no performance shares have been granted to

Mr Belmer under the November 2021 Performance Share Plan. It should also be noted that an amount of 107,831 euros corresponding to 10,063 phantom shares was paid to Mr Belmer during the financial year just ended under the phantom share grant plan of 8 November 2018.

The performance criteria associated with these plans are described in Section 10.4.4.

Board compensation (attendance fees)

The amount of the Board compensation (attendance fees) allocated to Rodolphe Belmer for the Financial Year 2021-22 in his capacity as Board Member of Eutelsat Communications stands at 39,480 euros.

It should be remembered that the Board compensation (attendance fees) allocated for the Financial Year 2020-21 stood at 43,000 euros and was paid during the Financial Year 2021-22.

Benefits in kind

The amount of Rodolphe Belmer's benefits in kind for the Financial Year ended on 30 June 2021 corresponds to the provision of a Company car, until the end of his term.

Non-compete undertaking

In accordance with the compensation policy, a non-compete undertaking corresponding to the payment of 50% of the fixed compensation over an 18-month period resulting in 27,083.33 euros per month (for a total of 162,500 euros for the first half of 2022) paid to Rodolphe Belmer. It should be noted that the Board of Directors does not have the option to waive this commitment.

Eva Berneke's compensation

Compensation items allocated for the Financial Year 2021-22	Amount or book value (in euros)	Presentation
Fixed compensation	325,000	See below
Annual variable compensation	373,109	See below
Exceptional compensation		Not applicable No decision to award such compensation
Stock options		Not applicable Not provided for in the compensation policy
Performance shares	677,100	See below
Pluri-annual variable compensation plan		Not applicable Not provided for in the compensation policy
Other long-term benefits		Not applicable Not provided for in the compensation policy
Indemnities linked to the assumption of duties		Not applicable Not provided for in the compensation policy
Non-compete indemnity		Not applicable See below
Benefits of any kind	2,062	See below
Board compensation (attendance fees)	17,547	See below
Supplementary pension scheme		Not applicable Not provided for in the compensation policy

Fixed compensation

The annual fixed compensation of Eva Berneke in her capacity as Chief Executive Officer of Eutelsat Communications for the Financial Year ended on 30 June 2022 stands at 325,000 euros. This compensation is calculated *pro rata temporis* (on the basis of a fixed annual compensation of 650,000 euros) as Eva Berneke's term of office as Executive Director began on 1 January 2022.

Annual variable compensation

The criteria for the annual variable portion allocated for the Financial Year 2021-22 are recalled in Section 10.4.3.1 of this document. After examination of the achievement of the objectives, and application of a *pro rata temporis* calculation, taking into account the start of Eva Berneke's term of office as Chief Executive Officer on 1 January 2022, it was found that the variable component of Eva Berneke's compensation as Chief Executive Officer for the Financial Year 2021-22 stands at 114.8% of the gross fixed annual compensation. The level of achievement of the quantitative targets stood at 121.6% and that of the qualitative targets at 87.9%. Accordingly, the variable portion due to Eva Berneke for the Financial Year 2021-22 amounts to 373,109 euros.

The calculation details are set out in the table below: payment of the variable portion will be made during the first half of the Financial Year ending on 30 June 2023, subject to the vote of the Annual General Meeting.

(as a percentage of the fixed compensation)	Weighting	% achievement	Pro rata temporis	Weighted % achievement	Achievement (in euros)
QUANTITATIVE TARGETS AT GROUP LEVEL	70%	121.5%	50%	42.5%	276,324
Operating verticals revenues	24.5%	88.1%	50%	10.8%	70,200
Discretionary Free Cash Flow	28%	140%	50%	19.6%	127,400
Total operating expenses	17.5%	138.6%	50%	12.1%	78,724
QUALITATIVE TARGETS	20%	87.9%	50%	8.8%	57,135
QUANTITATIVE CSR OBJECTIVES	10%	122.3%	50%	6.1%	39,650
TOTAL	100%	114.8%	50%	57.4%	373,109

With regard to the qualitative targets, while the level of achievement for each target has been precisely determined, for confidentiality reasons, disclosure is limited to the aggregate achievement level. The main achievements in the past financial year include for example:

- ▶ leverage organic growth opportunities and innovation to accelerate the connectivity pivot;
 - in particular, a business plan for the launch of a new HTS satellite with enhanced flexibility features (Flexsat) has been approved by the Board and is expected to generate significant value creation;
- ▶ foster future expansion in Connectivity, notably with the launch of a new organisation;
 - in particular, a reorganisation has been launched along two business lines, Video and Connectivity, to enhance customer centricity, gain efficiency and favour return to growth, as part of the Comete project;
- ▶ strengthening our investment in OneWeb;
 - implementation of the stake raised to 23%, making Eutelsat OneWeb's second largest shareholder;
 - signature of a global distribution partnership to address all connectivity verticals;

2 CORPORATE GOVERNANCE

Information on compensation paid to Corporate Officers

- signature of an exclusive commercial partnership agreement, with Eutelsat benefitting from exclusive use over certain pre-determined sales regions and verticals, in particular continental Europe and Global cruise;
- signature of a Memorandum of Understanding with a view to combining Eutelsat and OneWeb.

The CSR objectives are the same for the three Executive Corporate Officers.

Performance shares

For the past financial year and as part of the performance share plan approved by the Board of Directors on 20 January 2022, 75,367 performance shares were granted to Eva Berneke, corresponding to a valuation of 677,100 euros at the date of the plan. In accordance with the compensation policy, the value of this allocation corresponds to 125% of the annual fixed compensation divided by the value of the Eutelsat Communications share established on the basis of the valuation in accordance with IFRS standards on the date of the plan, with a *prorata temporis* calculation as from the date of taking office (1 January 2022).

The performance criteria associated with these plans are described in Section 10.4.3.

Board compensation (attendance fees)

The amount of Board compensation (attendance fees) allocated to Eva Berneke for the Financial Year ended on 30 June 2022 stands at 17,547 euros.

Benefits in kind

The amount of Eva Berneke's benefits in kind for the Financial Year ended on 30 June 2022 corresponds to the provision of a company car from the time she took up her post.

Non-compete undertaking

The Chief Executive Officer may receive a non-compete allowance equivalent, where applicable, to 50% of the annual fixed compensation for 18 months following the termination of her duties, in return for an undertaking not to work directly or indirectly for any telecommunications satellite operator. The Board has the option of waiving this commitment.

No amount has been paid or awarded in this regard to Eva Berneke for the fiscal year 2021-22.

Severance allowance

In the event of forced departure in the six months following a change of control (including in case of merger with a significant player of the space industry), Eva Berneke will receive a severance payment equivalent to 18 months of her fixed and variable annual compensation. This severance allowance represents a change in the compensation policy and is thus subject to approval by the Annual General Meeting of 10 November 2022. In any event, in accordance with the Afep-Medef code, the total of the severance allowance and non-compete allowance shall not exceed two years' fixed and variable compensation.

No amount has been paid or awarded in this regard to Eva Berneke for the fiscal year 2021-22.

Michel Azibert's compensation

Compensation items allocated for the Financial Year 2021-22	Amount or book value (in euros)	Presentation
Fixed remuneration	363,384	See below
Annual variable compensation	444,138	See below
Exceptional compensation		Not applicable No decision to award such compensation
Stock options		Not applicable Not provided for in the compensation policy
Performance shares	581,414	See below
Pluri-annual variable compensation plan		Not applicable Not provided for in the compensation policy
Other long-term benefits		Not applicable Not provided for in the compensation policy
Indemnities linked to the assumption of duties		Not applicable Not provided for in the compensation policy
Non-compete indemnity		Not applicable
Benefits of any kind	3,849	See below
Board compensation (attendance fees)		Not applicable
Supplementary pension scheme		Not applicable Not provided for in the compensation policy

Fixed remuneration

Michel Azibert's fixed compensation for the financial year 2021-22 in respect of his office as Deputy Chief Executive Officer of Eutelsat Communications stood at 363,384 euros and is unchanged from the previous financial year.

Annual variable compensation

Michel Azibert's variable compensation stood at 482,792 euros for the Financial Year ended 30 June 2021; it was approved by the Annual

General Meeting held on 4 November 2021 (14th resolution) and was paid in the first half of the Financial Year ended 30 June 2022.

A review of Michel Azibert's level of achievement of the targets was performed, and it was found that the variable component of Michel Azibert's compensation for the Financial Year 2021-22 stood at 122.2% of his fixed annual compensation (vs. 132.9% for the Financial Year 2020-21), or 444,138 euros. The level of achievement of his quantitative targets at the Group level stood at 121.6% and that of his qualitative targets at 100%.

The calculation details are set out in the table below: payment of the variable portion will be made during the first half of the Financial Year ending on 30 June 2023, subject to the vote of the Annual General Meeting.

<i>(as a percentage of the fixed compensation)</i>	Weighting	% achievement	Weighted % achievement	Achievement (in euros)
QUANTITATIVE TARGETS AT GROUP LEVEL	70%	121.5%	89.5%	308,959
Operating verticals revenue growth	24.5%	88.1%	21.6%	78,405
Discretionary Free Cash Flow	28%	140%	39.2%	142,447
Total operating expenses ⁽¹⁾	17.5%	138.6%	24.2%	88,107
QUALITATIVE TARGETS	25%	100%	25%	90,846
QUANTITATIVE CSR TARGETS	10%	122.3%	12.2%	44,333
TOTAL	105%	122.2%	122.2%	444,138

(1) Excluding bad debt.

With regard to the qualitative targets, while the level of achievement for each target has been precisely determined, for confidentiality reasons, disclosure is limited to the aggregate achievement level. The main achievements in the past financial year include – in addition to certain items already mentioned for Rodolphe Belmer and Eva Berneke:

- ▶ contribution to the Group's strategic projects;
- ▶ the signature of a global distribution partnership with OneWeb, paving the way for close cooperation between the two operators in the future development of combined GEO/LEO connectivity offerings;
- ▶ the progress made in the distribution of fixed broadband in Africa as shown by:
 - agreements with telecom operators Globacom in Nigeria and Vodacom in Tanzania,
 - and with the service provider Intersat for Gambia and Guinea Bissau addressing in particular the B-to-B market.

The CSR objectives are the same for the three Executive Corporate Officers.

Performance shares

For the past financial year and as part of the performance share plan approved by the Board of Directors on 4 November 2021, 58,581 performance shares were granted to Michel Azibert, corresponding to a valuation of 581,414 euros at the date of the plan.

It should also be noted that an amount of 77,163 euros corresponding to 17,587 phantom shares was paid to Michel Azibert during the financial year just ended under the phantom share grant plan of 8 November 2018.

The performance criteria associated with these plans are described in Section 10.4.3.

Benefits in kind

The amount of Michel Azibert's benefits in kind for the Financial Year ended on 30 June 2022 corresponds to the provision of a company car.

2.4.4 Mechanisms and criteria for assessing long-term incentives

▶ Stock options or stock purchase options

No share subscription or purchase option plan was put in place by the Company in the five last financial years. No performance shares became available for the Executive Corporate Officers during the financial year just ended.

During earlier financial years however, stock options and stock purchase plans were set up by the operating subsidiary Eutelsat S.A. As of the filing date of this Document, none of the Corporate Officers or their related parties held any Eutelsat S.A. stock options or stock purchase plans.

▶ Phantom share or performance share grant

Phantom share grant – plan of 8 November 2018

Upon the recommendation of the Compensation Committee, the Board of Directors, on 8 November 2018, approved a phantom share programme for the Executive Corporate Officers of the Group. This programme is in conformity with the Group's remuneration policy and in continuity with the previous programme.

The grant of phantom shares translates, at the end of the program, into the payment of a cash bonus determined by the number of phantom shares, itself subject to the attainment of performance conditions as well as a presence condition during the three financial years concerned (2018-19, 2019-20 and 2020-21).

The number of phantom shares granted to each Executive Corporate Officer is equal to:

- ▶ for Rodolphe Belmer: 125% (unchanged from previous plan) of basic annual salary divided by the average Eutelsat Communications share price during the 20 working days preceding the date of the start of the programme, i.e. 39,270 phantom shares;
- ▶ for Michel Azibert: 160% (140% for the previous plan) of basic annual salary divided by the average Eutelsat Communications share price during the 20 working days preceding the date of the start of the programme, i.e. 28,101 phantom shares.

The performance objectives set by the Board of Directors over the period of the three defined financial years are split as follows:

- ▶ 25% for the relative TSR;
- ▶ 50% for revenues linked to the new verticals, and notably revenues from the Connectivity business, in line with Step Two of the Group's strategic plan, whose timeline is drawing closer;

2 CORPORATE GOVERNANCE

Information on compensation paid to Corporate Officers

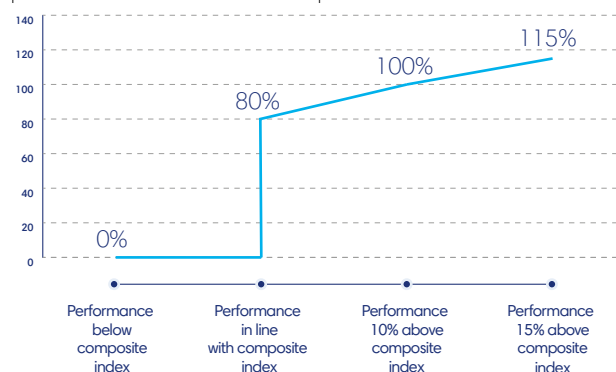
- 25% for Discretionary Free Cash Flow as defined by the Group.

For each of the two internal measures (revenues linked to new verticals and Discretionary Free Cash Flow), the objectives are confidential and are based on the Group's strategic plan. For reasons of confidentiality, details of the rate of achievement of these objectives may only be made public *ex-post* and after having been assessed by the Board of Directors. Below a certain performance for these two criteria, the rate of realisation would be 0%.

Concerning the relative TSR criterion, the actual vesting percentage varies as follows:

- 0% in case of performance lower than that of the composite index defined above;
- 80% in case of performance equal to that of the composite index defined above;
- 100% in case of over-performance by 10% compared to the composite index defined above;
- 115% in case of over-performance by 15% compared to the composite index defined above.

For the TSR criteria, the actual vesting as a function of the performance achieved can be represented as below:



The Board of Directors at its meeting of 29 July 2021 decided to deliver 10,603 shares (representing 107,831 euros) to Rodolphe Belmer and 7,587 shares (representing 77,163 euros) to Michel Azibert, representing a vesting rate of 27%. The value in euro of the final grant represents 13% of the initial theoretical grant.

The table below shows the vesting rate in respect of each criterion:

Criteria	Weight	Achievement %	Weighted achievement %
New verticals revenues	50%	0%	0%
Discretionary Free Cash Flow	25%	109%	27%
Relative TSR	25%	0%	0%
TOTAL VESTING RATE			27%

The cash payment of these phantom shares occurred during fiscal year 2021-22, following the vote of the Annual General Meeting of 4 November 2021 and given the respect of the presence condition.

Phantom share grant – plan of 7 November 2019

Upon the recommendation of the Compensation Committee, the Board of Directors, on 7 November 2019, approved a phantom share programme for the Executive Corporate Officers of the Group. This programme is in conformity with the Group's remuneration policy and in continuity with the previous programme.

The grant of phantom shares translates, at the end of the program, into the payment of a cash bonus determined by the number of phantom shares, itself subject to the attainment of performance conditions as well as a presence condition during the three financial years concerned (2019-20, 2020-21 and 2021-22).

The number of phantom shares granted to each Executive Corporate Officer is equal to:

- for Rodolphe Belmer: 125% (unchanged from previous plan) of basic annual salary divided by the average Eutelsat Communications share price during the 20 working days preceding the date of the start of the programme, *i.e.* 44,468 phantom shares.

As the plan is subject to compliance with a presence condition, Rodolphe Belmer has lost all rights relating to this plan;

- for Michel Azibert: 160% (unchanged from the previous plan) of basic annual salary divided by the average Eutelsat Communications share price during the 20 working days preceding the date of the start of the programme, *i.e.* 33,007 phantom shares;

The performance objectives set by the Board of Directors over the period of the three defined financial years are split as follows:

- 20% for the relative TSR;
- 40% for revenues linked to the new verticals, and notably revenues from the Connectivity business, in line with Step Two of the Group's strategic plan, whose timeline is drawing closer, and which calls for a return to growth on the back of building out services in Video and capturing opportunities including in the Mobility and Fixed Broadband segments;
- 20% for Discretionary Free Cash Flow (DFCF);
- 20% for a CSR (Corporate Social Responsibility) criterion based on a quantitative objective. For this plan, the objective is an increase in Group diversity which translates as an increase in the proportion of women within the Group of three points over the period. This objective will be assessed by the Board in order to ensure a balanced progression within different departments.

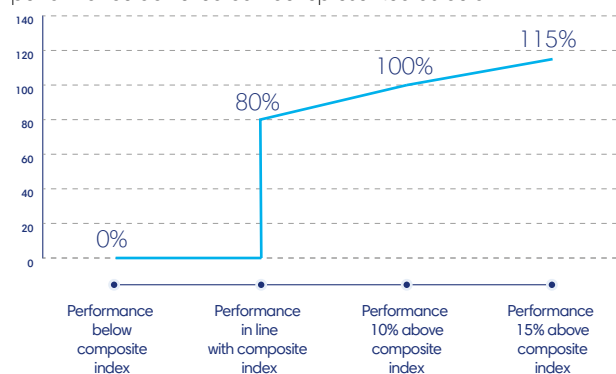
Information on compensation paid to Corporate Officers

For each of the two internal measures (revenues linked to new verticals and Discretionary Free Cash Flow), the objectives are confidential and are based on the Group's strategic plan. For reasons of confidentiality, details of the rate of achievement of these objectives may only be made public ex-post and after having been assessed by the Board of Directors. Below a certain performance for these two criteria, the rate of realisation would be 0%.

Concerning the relative TSR criterion, the actual vesting percentage varies as follows:

- ▶ 0% in case of performance lower than that of the composite index defined above;
- ▶ 80% in case of performance equal to that of the composite index defined above;
- ▶ 100% in case of over-performance by 10% compared to the composite index defined above;
- ▶ 115% in case of over-performance by 15% compared to the composite index defined above.

For the TSR criteria, the actual vesting as a function of the performance achieved can be represented as below:



The Board of Directors at its meeting of 9 September 2022 decided to deliver 25,085 shares (representing 274,935 euros) to Michel Azibert, representing a vesting rate of 76%. The value in euro of the final grant represents 46.7 of the initial theoretical grant.

The table below shows the vesting rate in respect of each criterion:

Criteria	Weight	Achievement %	Weighted achievement %
New verticals revenues	40%	81%	32%
Discretionary Free Cash Flow	20%	104%	21%
Relative TSR	20%	0%	0%
CSR	20%	116%	23%
TOTAL VESTING RATE			76%

The cash payment of these phantom shares will occur at the latest on 1 December 2022, subject to the approval of General Assembly on 10 November 2022.

Performance share plan of 5 November 2020

Upon the recommendation of the Compensation Committee, the Board of Directors of Eutelsat Communications S.A. approved on 5 November 2020 a performance share grant for the Executive Corporate Officers, consistent with the Group compensation policy approved by the Annual General Meeting of 5 November 2020. It marks a change in the vehicle for long-term incentives, since the previous plans were phantom share plans. It should be noted that for other employees, the long term incentive plan remains under a phantom share structure. Given the difference in instruments used, the Reference Code recommendation with respect to providing for a sub-ceiling for grants to Corporate Officers (Article 25.3.3) is inapplicable.

The number of performance shares granted stood at:

- ▶ for Rodolphe Belmer: 125% of the gross annual salary divided by the IFRS value of the Eutelsat Communications share computed on the basis of the average share price for the 20 trading days preceding the opening date of the plan, i.e. a total of 131,129 shares, representing 0.06% of the share capital. As the plan is subject to compliance with a presence condition, Rodolphe Belmer has lost all rights relating to this plan;
- ▶ for Michel Azibert: 160% of the gross annual salary divided by the IFRS value of the Eutelsat Communications share computed on the basis of the average share price for the 20 trading days preceding the opening date of the plan, i.e. a total of 93,834 shares, representing 0.04% of the share capital.

It should be noted that, in accordance with the compensation policy, the final grant percentage could reach a maximum of 130% of the amounts indicated above in the event of outperformance.

It should also be noted that the changeover to a performance share plan instead of a phantom share plan:

- ▶ is accompanied by an obligation to retain 20% of the performance shares vested until the end of the last term of office as a Corporate Officer, an obligation that was not present in the context of the phantom share plans;
- ▶ is accompanied by a strict prohibition against using hedging instruments to cover the risk on the performance shares;
- ▶ reflects a stronger alignment with market practice;
- ▶ reinforces the alignment of the interests of executives with the interests of shareholders;
- ▶ is accompanied by a change in the method of calculating the number of shares theoretically allocated, which is now calculated, in line with market practice, on the basis of the IFRS valuation of the Eutelsat Communications share computed on the basis of the average share price for the 20 trading days preceding the opening date of the plan and no longer directly on the basis of the average price of the 20 trading days preceding the date of opening of the plan.

Finally, it is specified that the increase in the number of instruments granted compared to the Plan of November 2019 (44,468 for Mr Belmer and 33,007 for Mr Azibert respectively) mainly reflects the change in the stock market price between the two plans (a 46% drop in the stock market price between the Plan of November 2019 and the Plan of November 2020) and, to a lesser extent, the use of a valuation according to IFRS standards rather than an average price to determine the number of shares granted.

2 CORPORATE GOVERNANCE

Information on compensation paid to Corporate Officers

The performance objectives set by the Board of Directors over the period of the three defined financial years are split as follows:

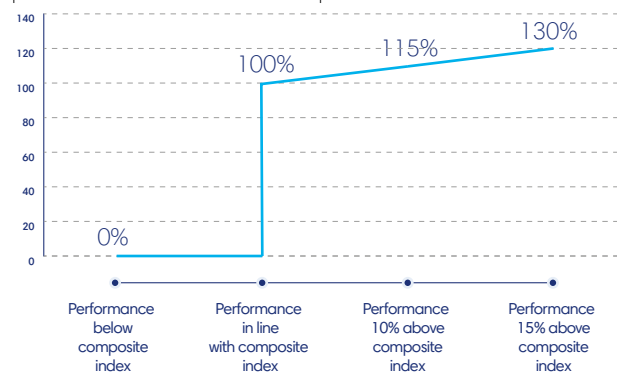
- ▶ 40% for revenues linked to the new verticals, and notably revenues from the Connectivity business, in line with Step Two of the Group's strategic plan, whose timeline is drawing closer, and which calls for a return to growth on the back of building out services in Video and capturing opportunities including in the Mobility and Fixed Broadband segments;
- ▶ 20% for Discretionary Free Cash Flow (DFCF);
- ▶ 20% for a CSR (Corporate Social Responsibility) criterion based on a quantitative objective. For this plan, the objective is an increase in Group diversity which translates as an increase in the proportion of women within the Group of 0.5 point over the period. This objective will be assessed by the Board, which will also take into consideration the proportion of women among top managers;
- ▶ 20% for the relative TSR.

For each of the two internal measures (revenue linked to new verticals and Discretionary Free Cash Flow), the objectives are confidential and are based on the Group's strategic plan. For reasons of confidentiality, details of the rate of achievement of these objectives may only be made public ex-post and after having been assessed by the Board of Directors. Below a certain performance for these two criteria, the rate of realisation would be 0%.

Concerning the relative TSR criterion, the actual vesting percentage varies as follows as per the compensation policy approved by the Annual General Meeting of 5 November 2020:

- ▶ 0% in case of performance lower than that of the composite index defined above;
- ▶ 100% in case of performance equal to that of the composite index defined above;
- ▶ 115% in case of over-performance by 10% compared to the composite index defined above;
- ▶ 130% in case of over-performance by 15% compared to the composite index defined above.

For the TSR criteria, the actual vesting as a function of the performance achieved can be represented as below:



The final acquisition of these shares will take place in November 2023 at the latest, subject to the approval of the Annual General Meeting, the respect of the presence condition and the achievement of the performance conditions.

Performance share plan of 4 November 2021

Upon the recommendation of the Compensation Committee, the Board of Directors of Eutelsat Communications S.A. approved on 4 November 2021 a performance share grant for the Executive Corporate Officers, consistent with the Group compensation policy approved by the Annual General Meeting of 4 November 2020 and is a continuation of the previous plan approved in November 2020. As with the 2020 plan, for other employees, the long term incentive plan remains under a phantom share structure. Given the difference in instruments used, the Reference Code recommendation with respect to providing for a sub-ceiling for grants to Corporate Officers (Article 25.3.3) is inapplicable.

The grant of performance shares at the end of the plan is subject to the fulfilment of performance conditions and a presence condition over the three fiscal years concerned (2021-22, 2022-23 and 2023-24).

Given his departure, no performance shares were granted to Mr Belmer.

For Michel Azibert, the number of performance share granted stood at 160% (unchanged from the previous plan) of the gross annual salary divided by the IFRS value of the Eutelsat Communications share computed on the basis the average share price for the 20 trading days preceding the opening date of the plan, i.e. a total of 58,581 shares, representing 0.03% of the share capital.

It should be noted that, in accordance with the compensation policy, the final grant percentage could reach a maximum of 130% of the amounts indicated above in the event of outperformance. It should also be noted that the performance share plan is accompanied by an obligation to retain 20% of the performance shares vested until the end of the last term of office as a Corporate Officer as well as by a strict prohibition against using hedging instruments to cover the risk on the performance shares.

The performance objectives set by the Board of Directors over the period of the three defined financial years are split as follows:

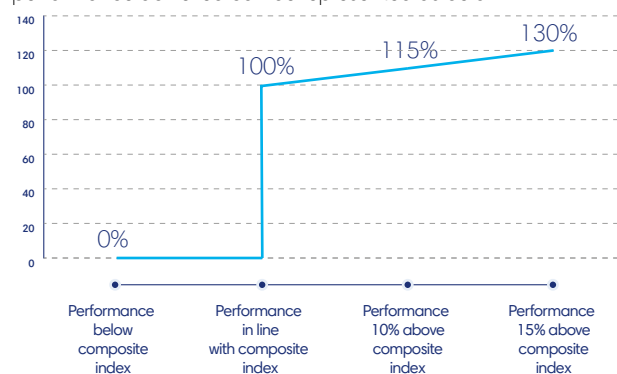
- 40% for revenues linked to the new verticals, and notably revenues from new activities include in particular revenues from Connectivity activities in line with the second axis of the Group's strategic plan, the horizon of which is becoming shorter, and which provides for a return to growth, in particular by seizing long-term opportunities, notably in Fixed-line broadband and Connectivity;
- 20% for Discretionary Free Cash Flow (DFCF) as defined by the Group;
- 20% for CSR (Corporate Social Responsibility), including criteria related to the feminisation of the Group and the environment: continued certification of teleports, extra-financial rating, rate of feminisation of high potentials;
- 20% for the relative TSR, calculated on the basis of the median of a panel of comparable companies made up of key players in the Group's sector of activity.

For each of the two internal measures (revenue linked to new verticals and Discretionary Free Cash Flow), the objectives are confidential and are based on the Group's strategic plan. For reasons of confidentiality, details of the rate of achievement of these objectives may only be made public ex-post and after having been assessed by the Board of Directors.

Concerning the relative TSR criterion, the actual vesting percentage varies as follows as per the compensation policy approved by the Annual General Meeting of 5 November 2020:

- 0% in case of performance lower than that of the composite index defined above;
- 100% in case of performance equal to that of the composite index defined above;
- 115% in case of over-performance by 10% compared to the composite index defined above;
- 130% in case of over-performance by 15% compared to the composite index defined above.

For the TSR criteria, the actual vesting as a function of the performance achieved can be represented as below:



The final acquisition of these shares will take place in November 2024 at the latest, subject to the approval of the Annual General Meeting, the respect of the presence condition and the achievement of the performance conditions.

Performance share plan of 20 January 2022

In view of the appointment of Eva Berneke as Chief Executive Officer on 1 January 2022, and on the recommendation of the Compensation Committee, the Company's Board of Directors approved on January 20, 2022 a performance share plan for the Chief Executive Officer. This plan is consistent with the Group's compensation policy approved by the Annual General Meeting of 4 November 2021 and has identical characteristics to the 4 November 2021 plan in terms of performance criteria, presence condition and length of the performance period. It also includes the obligation to retain 20% of the performance shares vested until the end of her last term of office as a Corporate Officer as well as a strict prohibition against using hedging instruments to cover the risk on the performance shares. As with the previous performance share plans, for other employees, the long term incentive plan remains under a phantom share structure. Given the difference in instruments used, the Reference Code recommendation with respect to providing for a sub-ceiling for grants to Corporate Officers (Article 25.3.3) is inapplicable.

For Eva Berneke, who is therefore the sole beneficiary of this plan, the target allocation is equal to 125% of the gross annual fixed salary divided by the value of the Eutelsat Communications share established on the basis of the valuation under IFRS calculated on the basis of the average price for the 20 trading days preceding the opening date of the plan, i.e. a total of 75,736 shares after taking into account a *prorata temporis* adjustment of the number of shares allocated from the date on which Eva Berneke took office (1 January 2022), representing 0.03% of the share capital.

2 CORPORATE GOVERNANCE

Information on compensation paid to Corporate Officers

Performance shares granted to the Executive Corporate Officers during the Financial Year ended on 30 June 2022 (Table 6 – AMF Recommendation)

Executive Corporate Officer	Date and duration of plan	Number of performance shares granted in the Financial Year ended 30 June 2022	Valuation (in euros)	Final acquisition date	Performance conditions under the plan
EVA BERNEKE Chief Executive Officer	20 January 2022 for Financial Years 2021-22, 2022-23 and 2023-24	75,736	677,100	at the latest in January 2025	40% of grant based on revenue linked to new verticals 20% of grant based on discretionary free cash flow 20% of grant based on relative TSR 20% of grant based on CSR objectives
MICHEL AZIBERT Deputy CEO	4 November 2021 for Financial Years 2021-22, 2022-23 and 2023-24	58,581	581,414	at the latest in November 2024	
TOTAL	-	134,317	1,258,514		

Note: In the table above, the long-term incentive plan is valued at the date of the plan and based on IFRS standards.

Phantom shares or performance shares becoming available to the Executive Corporate Officers during the Financial Year ended on 30 June 2022 (Table 7 – AMF Recommendation)

Executive Corporate Officers	Date of grant of the plan	Number of instruments becoming available during the financial year
RODOLPHE BELMER Chief Executive Officer (until 31 December 2021)	8 November 2018	10,603
EVA BERNEKE Chief Executive Officer (since 1 January 2022)	N/A	N/A
MICHEL AZIBERT Deputy CEO	8 November 2018	7,587

History of phantom shares or performance shares granted to the Executive Corporate Officers (Table 9 – Afep-Medef Recommendation)

	Plan No. 1 (Phantom shares)	Plan No. 2 (Phantom shares)	Plan No. 3 (Performance shares)	Plan No. 4 (Performance shares)	Plan No. 5 (Performance shares)
Date of Board of Directors' Meeting	8 November 2018	7 November 2019	5 November 2020	4 November 2021	20 January 2022
Total number of shares granted to:					
▶ Executive Corporate Officers	67,371	77,475	224,963	58,581	75,736
Rodolphe Belmer	39,270	44,468 ⁽¹⁾	131,129 ⁽¹⁾	N/A	N/A
Eva Berneke	N/A	N/A	N/A	N/A	75,736
Michel Azibert	28,101	33,007	93,834	58,581	N/A
Date of the Board of Directors Meeting delivering the shares subject to the vote of the Annual General Meeting	29 July 2021 ⁽²⁾	9 September 2022 ⁽³⁾			
End date of the retention period		N/A (phantom shares)	November 2023	November 2024	January 2025
Performance conditions (for Executive Corporate Officers)	<ul style="list-style-type: none"> ▶ 50% of grant based on revenue linked to new verticals objective ▶ 25% of grant based on discretionary free cash flow objective ▶ 25% of grant based on relative TSR objective 	<ul style="list-style-type: none"> ▶ 40% of grant based on revenue linked to new verticals objective ▶ 20% of grant based on discretionary free cash flow objective ▶ 20% of grant based on a CSR objective ▶ 20% of grant based on relative TSR objective 	<ul style="list-style-type: none"> ▶ 40% of grant based on revenues linked to new verticals ▶ 20% of grant based on discretionary free cash flow objective ▶ 20% of grant based on a CSR objective ▶ 20% of grant based on relative TSR objective 	<ul style="list-style-type: none"> ▶ 40% of grant based on revenues linked to new verticals ▶ 20% of grant based on discretionary free cash flow objective ▶ 20% of grant based on CSR objectives ▶ 20% of grant based on relative TSR objective 	<ul style="list-style-type: none"> ▶ 40% of grant based on revenues linked to new verticals ▶ 20% of grant based on discretionary free cash flow objective ▶ 20% of grant based on CSR objectives ▶ 20% of grant based on relative TSR objective
Number of instruments acquired as at 30 June 2022 by Executive Corporate Officers	18,190	-	-	-	-
Rodolphe Belmer	10,603	-	-	-	-
Eva Berneke	-	-	-	-	-
Michel Azibert	7,587	25,086	-	-	-
Cumulative number of instruments cancelled or lapsed	-	33,796	-	-	-
Number of instruments remaining at the end of the financial year	-	25,086	-	-	-

(1) The November 2019 phantom share plan and the November 2020 performance share plan were subject to a presence condition. Rodolphe Belmer therefore loses all rights relating to these plans following the end of his term of office.

(2) Approved by the Annual General Meeting on 4 November 2021.

(3) Subject to the approval of the Annual General Meeting on 10 November 2022.





3 Corporate ENVIRONMENTAL, SOCIAL AND SOCIETAL RESPONSIBILITY

3.1 CHALLENGES AND CSR POLICY 86

3.1.1	CSR governance	86
3.1.2	Relations with stakeholders	86
3.1.3	Main non-financial risks	89
3.1.4	Opportunities for the Company	91
3.1.5	Awards for the CSR policy	91
3.1.6	Eutelsat's contribution to the United Nations sustainable development goals	92
3.1.7	Dashboard for Eutelsat's non-financial performance statement	93

3.2 INTEGRITY AND ETHICS 94

3.2.1	Commitment of the governing body	94
3.2.2	Compliance policy	94
3.2.3	Governance	96
3.2.4	Consumer health and safety measures	96

3.3 SOCIETAL INFORMATION 96

3.3.1	Helping bridge the "digital divide"	96
3.3.2	Eutelsat's commitment to humanitarian programmes	98
3.3.3	Territorial impact of the Group's activities on employment and regional development	99

3.4 ENVIRONMENTAL INFORMATION 100

3.4.1	Global environmental policy	100
3.4.2	Impacts of our operations on Space's environment	100
3.4.3	Pollution on Earth	102
3.4.4	European Green Taxonomy	105

3.5 SOCIAL INFORMATION 105

3.5.1	Employment	105
3.5.2	Quality of life at work	106
3.5.3	Labour relations	108
3.5.4	Health, safety, and well-being in the workplace	109
3.5.5	Training and career management	110
3.5.6	Diversity and equal opportunities	111
3.5.7	Respect for the fundamental conventions of the International Labour Organization (ILO)	112

3.6 OUTSOURCING AND RELATIONSHIPS WITH SUPPLIERS 112

3.7 HUMAN RIGHTS ACTIONS 113

3.7.1	Human rights	113
3.7.2	Media freedom	113
3.7.3	Combating intentional interference	113

3.8 INDICATORS 114

3.8.1	Social Information	114
3.8.2	Environmental information	115
3.8.3	Societal information	115

3.9 NOTE ON THE METHODOLOGY 116

3.9.1	Methodology	116
3.9.2	Scope	116
3.9.3	Verification of the report	116

3 CORPORATE ENVIRONMENTAL, SOCIAL AND SOCIETAL RESPONSIBILITY

Challenges and CSR policy

3.1 Challenges and CSR policy

During the 2021-22 Financial Year, Eutelsat's management pursued its efforts to promote the awareness of social, environmental, and societal issues within the Group and beyond.

The previous financial years had been marked by several developments: establishment of a materiality matrix with the stakeholders, the Group's adherence to the principles of the United Nations Global Compact, inclusion of Environmental, Social and Governance (ESG) criteria in the qualitative objectives used to determine the Chief Executive Officer's compensation, formalised definition of the process used to identify non-financial risks.

In compliance with Article L. 225-102-1 of the French Commercial Code and Decree No. 2017-1265 dated 9 August 2017 enacted for the application of Order No. 2017-1180 dated 19 July 2017 on the disclosure of non-financial information by some major companies and corporate groups, Eutelsat discloses its non-financial performance statement. To this end it has collated information for the items pertaining to its business, and in response to the non-financial risks classified under the following fields:

- ▶ social;
- ▶ environmental;
- ▶ societal.

3.1.1 CSR governance

A CSR Committee has been established under the authority of the Board of Directors, comprising four members of the Board, including Agnès Audier as Chair, two members of the Executive Committee and an employee representative. The Committee is led by the CSR team and meets three times a year.

A CSR Committee at operational level is coordinated by the Corporate Communications Department and includes three members of the Executive Committee (Chief Human Resources Officer, Chief Technical Officer, General Counsel). It meets twice a year. This Committee is tasked with ensuring that CSR is an integral part of the Group's strategic thinking and subsequently structuring the CSR policy.

During the spring of 2021, the CSR Committee carried out a review of CSR materiality for Eutelsat and its internal and external stakeholders, resulting in the materiality matrix as presented in Section 3.1.2 "Relations with stakeholders".

A CSR officer in the Technical Department monitors environmental issues, while two CSR project managers reporting to the Corporate Communications Department are responsible for project coordination, reporting and CSR communication. The Committee is supported by several specialised functional departments: Human Resources, Investor Relations, Institutional Affairs, Legal Affairs, Technical Department, General Services, Finance, Internal Audit, Risk Management, Operations and all teleports.

The values set out in our Code of Ethics govern management and business conduct. In addition, Eutelsat upholds the principles of the United Nations Global Compact and has published its first Communication on Progress Report in 2019.

A working group dedicated to establishing an environmental policy in response to the targets of the Paris Climate Agreement in terms of reducing greenhouse gas emissions has been set up, bringing together the Strategy, Technical, Finance and Corporate Communications departments.

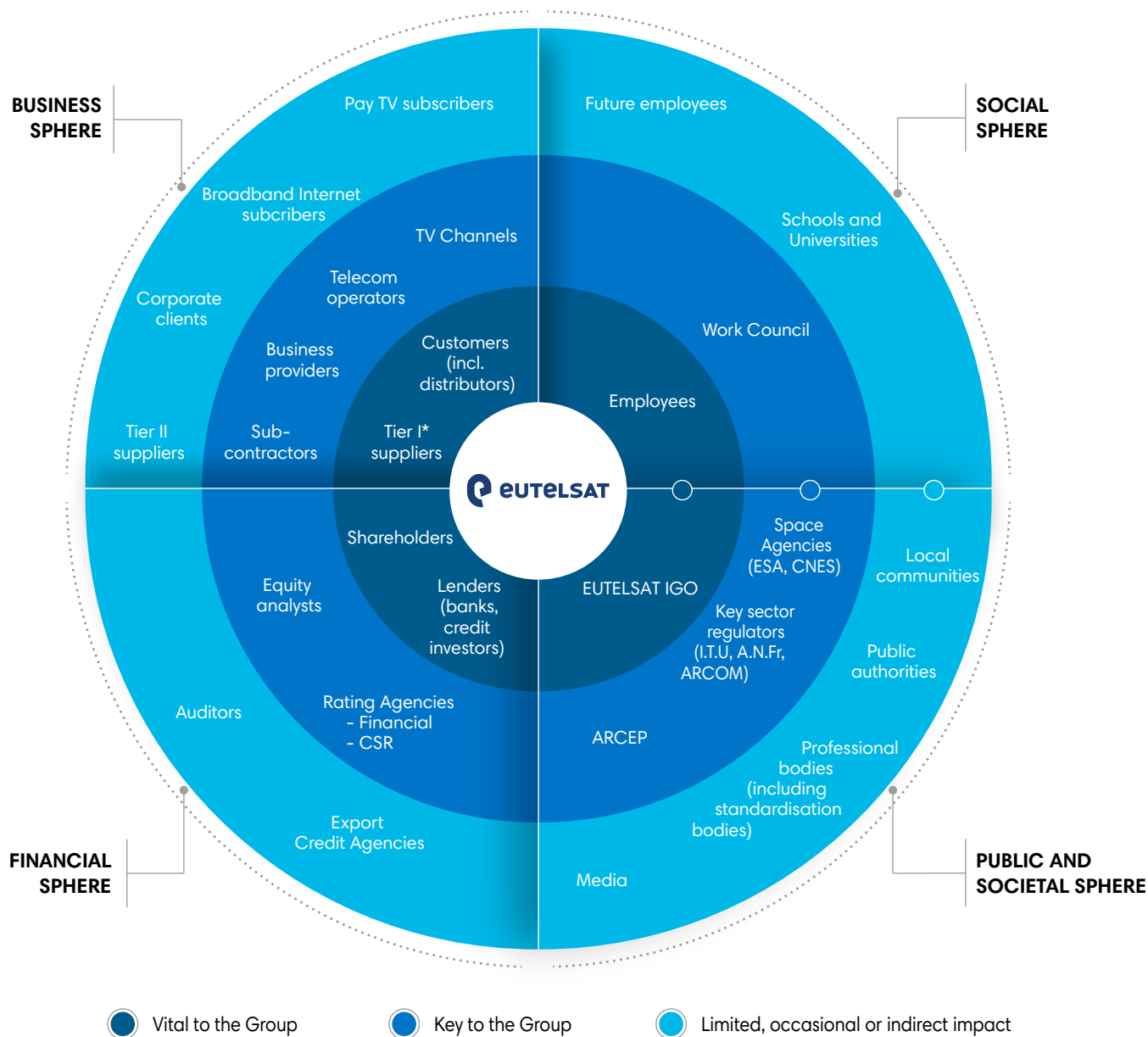
3.1.2 Relations with stakeholders

The transformation of exchanges and the ongoing development of digital technologies are leading to new challenges for Eutelsat and its stakeholders. The Group thus maintains a regular dialogue with its stakeholders to obtain information and garner various points of view that will help in its decision-making process.

The Group's main stakeholders are identified in the following matrix. The identification and ranking of stakeholders is structured around their degree of impact on the Group, the influence they may have on Eutelsat's decisions and on Eutelsat's participation in the activities of these different groups.

CORPORATE ENVIRONMENTAL, SOCIAL AND SOCIETAL RESPONSIBILITY

Challenges and CSR policy



(1) Tier I suppliers mainly include satellite manufacturers, launchers, insurers, technology providers, suppliers of ground equipment.

The Group's international presence and the unique footprint of its worldwide fleet of satellites provide many opportunities to engage in a wide range of development and solidarity initiatives. This societal commitment can take different forms: vis-à-vis its external stakeholders, examples include the Group's participation in research

and development programmes that use satellite technology to protect citizens, support humanitarian relief initiatives and digital development, promote science and technology in schools, as well as support the non-governmental organisation EUTELSAT IGO.

3 CORPORATE ENVIRONMENTAL, SOCIAL AND SOCIETAL RESPONSIBILITY

Challenges and CSR policy

3.1.2.1 Technology partnerships that help protect civilian populations

Eutelsat has signed technology partnerships with players from the space and the Internet of Things sectors to help develop innovative satellite resources to protect civilian populations and endangered species. As regard civilian protection, the EUTELSAT 9B satellite, operational since November 2016, hosts EDRS-A, the first payload of the European data relay system rolled out by the European Space Agency (ESA) and Airbus Defence and Space. EDRS-A has opened a space data highway, accelerating data flows between low-orbit satellites and their ground stations. The data flow system uses an on-board laser communication terminal, an inter-satellite link in Ka-band, and a Ka-band antenna, which transmits data from geostationary orbit to the EDRS ground stations. The response time required to conduct a wide range of operations such as monitoring natural disasters, emergency operations and coastal and maritime patrol operations has been significantly improved.

Eutelsat mandated by EUSPA to develop EGNOS GEO-4

Eutelsat has signed a contract with the European Union Space Programme Agency (EUSPA) covering 15 years of service provision for the development, integration and operation of its next-generation EGNOS GEO-4 service on the future Eutelsat HOTBIRD 13G satellite. Since February 2020, Eutelsat has been operating the payload on board its EUTELSAT 5 WEST B satellite.

EGNOS is the European Geostationary Navigation Overlay Service that acts as an augmentation service to global positioning systems, to improve the reliability of positioning information. It is essential for maritime, rail and aviation transport systems. EGNOS also increases the positioning accuracy for other land-based applications, notably precision farming, geomatics, and civil engineering.

3.1.2.2 EUTELSAT IGO maintains a constant dialogue with the space community

Eutelsat maintains relations with the European Telecommunications Satellite Organization, EUTELSAT IGO, on environmental and social responsibility issues.

The intergovernmental organisation, EUTELSAT IGO, has permanent observer status with the United Nations Committee on the Peaceful Uses of Outer Space⁽¹⁾ (COPUOS) and as such participates in the meetings of the Committee and its two subcommittees, the Scientific and Technical Subcommittee and the Legal Subcommittee. In August 2021, EUTELSAT IGO participated in the 64th session of COPUOS which was organised in a so-called "hybrid" format. Under the agenda item "General exchange of views", the Executive Secretary, Mr Piotr Dmochowski-Lipski, discussed EUTELSAT IGO's activities since July 2019 and its relationships with key international organisations in the space and telecommunications sectors. On this occasion, the continued support of EUTELSAT IGO on the role played by COPUOS and its subcommittees in maintaining and enhancing peaceful cooperation in outer space was reaffirmed. In February 2022, the 59th session of the Scientific and Technical Subcommittee focused on topics related to space debris, space-system-based disaster management support and recent developments in global navigation satellite systems. The working group on the Long-term sustainability of Outer Space Activities adopted its new terms of

reference and work plan for the period 2022-2026. EUTELSAT IGO will continue to reaffirm its support for the role of COPUOS in maintaining and strengthening the peaceful cooperation in outer space and in safeguarding space and Earth for future generations through its participation as observer to meetings organised by the United Nations Office for Outer Space.

Since its joint establishment in 2010 by two United Nations specialised agencies, the International Telecommunications Union (ITU) and the United Nations Educational, Scientific and Cultural Organization (Unesco), the Broadband Commission for Sustainable Development⁽²⁾ has sought to promote the adoption of effective and inclusive broadband policies and practices in countries around the world. As a Commissioner, the Executive Secretary has remained fully involved in the work of the Commission which main objectives are to promote the importance of broadband on the international policy agenda, to devise practical strategies that advocate for the development of broadband infrastructure and services and to ensure that the benefits of these technologies are made accessible to all people worldwide. At the Annual Fall Meeting of the Broadband Commission in September 2021, the Commission underscored the need to accelerate digital connectivity in order to facilitate the fulfilment of the 17 United Nations Sustainable Development Goals (SDGs) and re-affirmed that people-centred solutions must be at the heart of building a sustainable path towards universal broadband. As a member of the working group on "Digital Learning" the Executive Secretary contributed to the report on "Connecting Learning Spaces: Possibilities for Hybrid Learning". In line with SDG4 on equitable access, the report stresses the importance of implementing hybrid learning strategies and provides guidance in order for learners to access meaningful and affordable technology while ensuring safety and privacy. Presently, the Executive Secretary is a member of two specialised working groups on Data for Learning, chaired by Ms Audrey Azoulay, Director General of Unesco, and of the Working Group on Artificial Intelligence Capacity Building, co-chaired by Ms Audrey Azoulay and Mr Pekka Lundmark, President and CEO of Nokia.

EUTELSAT IGO has the status of International Organization Operating Satellite Systems in all three sectors of ITU, which enables the Executive Secretary and the Secretariat to participate in ITU activities of relevance to the Organisation. The Organisation follows in particular the developments of the ITU Radiocommunication Sector⁽³⁾ and the ITU Telecommunication Development Sector.

3.1.2.3 Materiality review

Eutelsat has conducted a materiality review showing the importance of CSR issues for its internal and external stakeholders and resulting in the CSR materiality matrix.

The issues reviewed were selected and proposed by the CSR team based on an internal analysis of the non-financial risks, a consultation process on the CSR reference frameworks and the issues reported by companies in the same sector: Eutelsat's competitors, customers and suppliers.

This materiality matrix enabled the identification of Eutelsat's priority CSR issues and avenues for work and collaboration to be established both internally and externally. These different issues were evaluated based on:

- ▶ their impact and importance for Eutelsat and its internal stakeholders;
- ▶ their impact and importance for Eutelsat's external stakeholders.

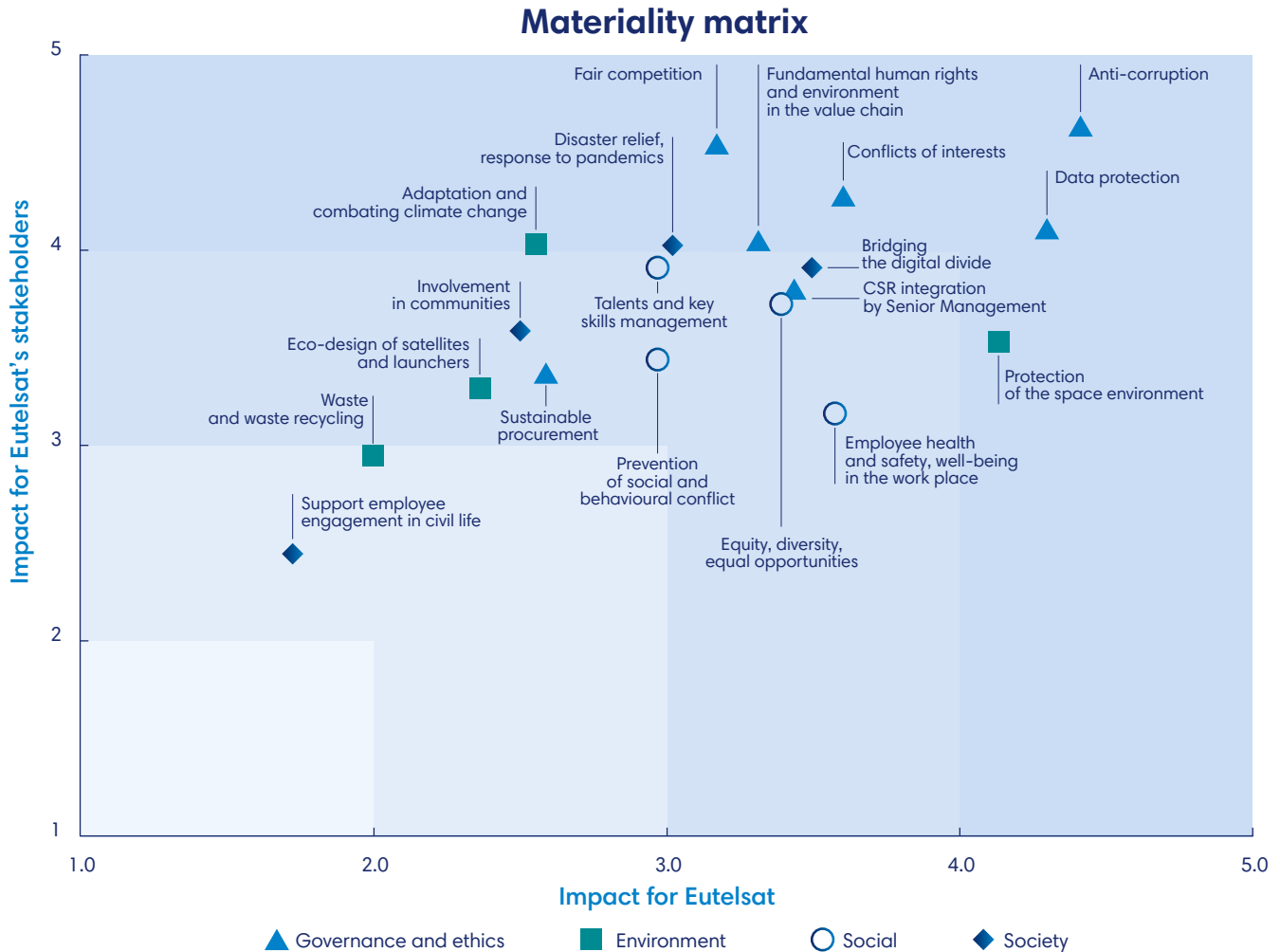
(1) <https://www.unoosa.org/>

(2) <https://www.broadbandcommission.org>

(3) <https://www.itu.int/en/ITU-R/Pages/default.aspx>

For the internal stakeholders, Eutelsat employees representing all the divisions and three members of the Executive Committee were consulted.

External stakeholders consulted: customers, suppliers, shareholders and Board Members, NGOs, specialised media, international agencies.



For some of them, this exchange opened up prospects for further collaboration on the CSR issues discussed.

The non-financial risks and opportunities outlined in the following chapter are the risks and opportunities which have been deemed to be material for Eutelsat by all of its stakeholders.

3.1.3 Main non-financial risks

Certain non-financial risks, particularly those related to corruption, have a likelihood/occurrence ratio that identifies them as specific risk factors that are likely to have a significant impact on the Group's financial situation. They are therefore described and discussed in detail in Chapter 4.

Other non-financial risks are risks whose occurrence does not have a direct material impact on the Group's financial situation, even if the efficiency and performance of certain operations could be affected. These risks may affect Eutelsat or its stakeholders.

The organisation put in place and the method used to identify and manage risks can also be found in Section 4.

The following non-financial risks have been ranked based on the scale of impact they could have on the Group.

The Group could be faced with the risk of non-compliance with the applicable laws and regulations, in particular with regard to combating corruption and influence peddling, financial sanctions, personal data protection and competition law linked to relations with its stakeholders

This risk could have a material impact on the Group's activities.

3 CORPORATE ENVIRONMENTAL, SOCIAL AND SOCIETAL RESPONSIBILITY

Challenges and CSR policy

Identification of the risk

See Section 4.4 for a description of the risk.

Risk management and monitoring

For some years, the Group has been reinforcing its anti-corruption programme through dedicated governance, a network of correspondents, training and communication initiatives, and actions implemented under the Sapin II Act and AFA (French anti-corruption agency) recommendations. The Group has improved its anti-corruption policy with a change in the Group's whistle-blower hotline procedure and a 100% anti-corruption training rate. However, the Group cannot guarantee that the checks and procedures put in place will be able to detect and prevent all types of infringement.

Space collisions and debris potentially impacting the Group's satellite operations

This risk could have a material impact on the Group's activities.

Identification of the risk

With the increasing number of communications satellites in space, the issue of end-of-life of satellites and the potential debris generated in the process is becoming increasingly relevant. A collision between our satellites and certain types of space debris could lead to considerable damage to our satellites, thus affecting the Group's operations and leading to substantial financial losses.

Risk management and monitoring

Positioned in geostationary orbit for an average period of fifteen years, the satellites operated by Eutelsat do not belong to the category that generates the most debris, unlike those in low or medium orbit. Nevertheless, Eutelsat has made a number of commitments and adopted procedures to de-orbit satellites reaching end-of-life and reduce the risk of pollution in space. When they reach end-of-life we thus reposition our satellites more than 200 kilometres beyond geostationary orbit, thereby respecting the international guidelines.

Potential violation of value chain regulations

As a result of its activities and its relationships with suppliers and subcontractors, the Group could be exposed to a risk of regulatory violations in its value chain.

This risk could have a material impact on the Group's activities.

Identification of the risk

In view of Eutelsat's high-tech environment and the activities of its suppliers, Eutelsat could be exposed to a variety of human rights risks (forced labour, non-decent working conditions, discrimination, and violations of freedom of association or expression), corruption and environmental risks involving direct or indirect third parties. This could be the case for the use of minerals from conflict zones or areas where human rights are not respected, and which are massively used in high-tech equipment.

Risk management and monitoring

Eutelsat implements a policy of respect for human rights and freedoms through the deployment of the anti-corruption clause in its contracts. Eutelsat also abides by all CSR clauses and charters submitted by its customers. Eutelsat is also a signatory and member of the UN Global Compact, testifying to its commitment to promoting the respect for human rights.

Eutelsat may face different risk factors linked to the health and safety of individuals

This risk could have a moderate impact on the Group's activities.

Identification of the risk

Some of Eutelsat's activities, mainly at the teleports, may expose its employees or sub-contractors to various risks (installation and maintenance of equipment in teleports, exposure to electromagnetic waves, etc.).

Non-respect of the regulations or lack of measures relating to safety and quality of life in the workplace would cause accidents in the workplace which may have legal, operational and reputational consequences.

Risk management and monitoring

Pursuant to French law, Eutelsat has implemented the Comprehensive Risk Assessment Document (DUERP) to evaluate professional risks, which lists all the risks for the Issy-les-Moulineaux sites and the Paris-Rambouillet teleport. This Document has been adapted following the Covid-19 public health crisis. A health and retirement scheme is available to all employees. For employees present at the teleport, training is provided on the risk of exposure to electromagnetic waves and testing is frequently carried out at the level of the installations.

A lack of diversity and inclusion could impact the Group's activities

This risk could have a moderate impact on the Group's activities.

Identification of the risk

In a globalised and multicultural world, a lack of diversity and inclusion could reduce the Group's attractiveness. Diversity is also a powerful level in innovation and creativity which enables the generation of new synergies within the Group. Lastly, since these are the expectations of today's society, not responding to them could adversely impact the Group's reputation.

Risk management and monitoring

The Diversity Committee, established in 2019, steers the initiatives in favour of diversity, with a first objective of increasing the proportion of women within the Company by 1% by 2023 relative to 2020 and 5% more women in the top management (Top 100). The Committee steers the gender equality plan with the analysis of the impact of maternity leave on salaries and bonuses, the promotion of paternity leave, partnerships with NGOs sponsoring scientific training for young girls and the organisation of conferences to raise awareness of diversity issues. In addition, more than 47 nationalities are represented amongst the Group's employees while more than 15% of the employees hired during the financial year are non-French nationals.

Eutelsat incurs a risk linked to talent and key skills management

This risk could have a moderate impact on the Group's activities.

Identification of the risk

Eutelsat operates within a competitive environment which is constantly changing due to technological developments in the telecommunications sector and the arrival of new market entrants. Eutelsat could have difficulty in recruiting talented people and training employees in new skills enabling the Company to remain competitive and innovative.

Risk management and monitoring

With the One Eutelsat (corporate culture and professionalised management) and Bloom At Work (360° management and employee engagement) programmes, Eutelsat has been focusing for several years on the management of key talent and employee engagement. In 2020 and beyond, talent management will also draw on the new HR Information System for talent identification and succession planning. Under the guidance of the Human Resources Department, the programme is periodically presented to the Executive Committee.

In 2020, Eutelsat rolled out the Job Booster programme to hire 30 new key talents. Furthermore, 100% of the Group's employees have received training.

The rapid growth in uses could call into question Eutelsat's commitment to reduce its environmental impact

This risk could have a moderate impact on the Group's activities.

Identification of the risk

Given the nature of its activities, Eutelsat must deploy an appropriate environment policy to contain the surge in usage, particularly in the video, broadband and IOT markets. The explosion in usage and the increase in the quality of images viewed could lead to an increase in the greenhouse gas emissions produced by its customers.

Risk management and monitoring

To reduce its indirect environmental impact, Eutelsat has implemented a number of actions. The Group has received ISO 14001 certification for half of its teleports in Caniçal (Portugal), Cagliari and Turin (Italy). In addition, Eutelsat has developed a policy of promoting energy efficiency in its buildings and a policy of reducing travel to mitigate the carbon impact of its activities.

3.1.4 Opportunities for the Company

Bridging the digital divide

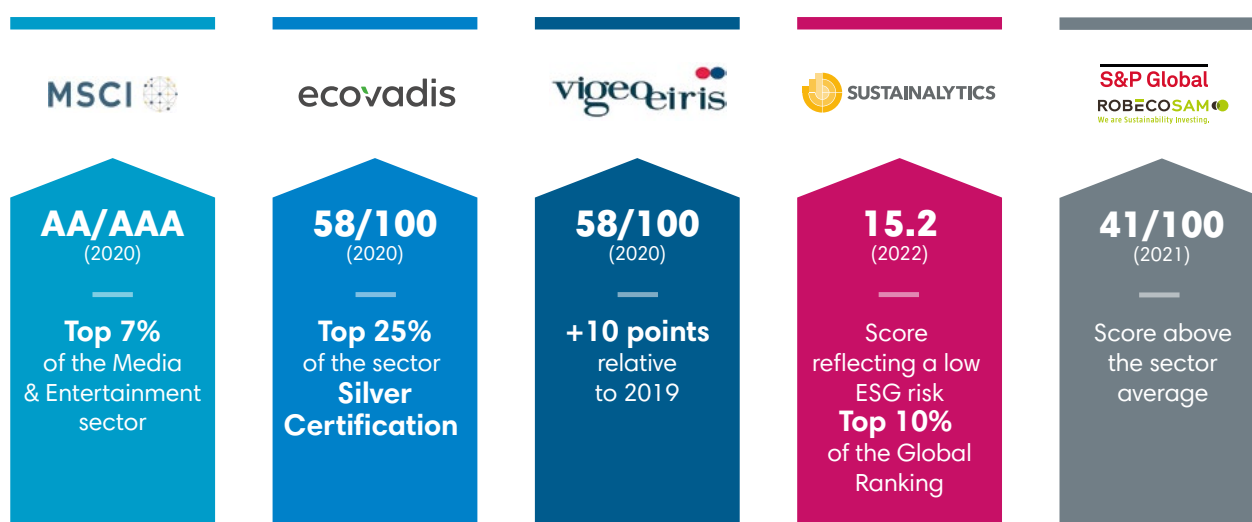
Eutelsat is a key player in the effort to bridge the "digital divide", which refers to discrepancies in access to information and communication technologies (ICTs), specifically to Internet and TV broadcasting. Downgrading of the services offered by Eutelsat, in particular for free-to-air television broadcasting or the provision of bandwidth, could widen these discrepancies.

The Group's policy in this area serves three purposes:

- ▶ provide Internet access to individuals, businesses and government agencies located in areas with little or no coverage by terrestrial networks;
- ▶ meet specific needs by fulfilling the public policy objectives of digital inclusion;
- ▶ promote access to free-to-air television for all homes.

3.1.5 Awards for the CSR policy

- ▶ An overview of Eutelsat's non-financial scores



Eutelsat has also obtained other scores in recognition of its sustainable development efforts. The Company obtained a score of 89/100 in the Gender Equality Index, placing Eutelsat among the leading companies for equality and diversity. It ranks in the SBF 120

Top 50 (2021 ranking of the proportion of female senior executives in SBF 120 companies, French Ministry of Gender Equality, Diversity and Equal Opportunities).

3 CORPORATE ENVIRONMENTAL, SOCIAL AND SOCIETAL RESPONSIBILITY

Challenges and CSR policy

3.1.6 Eutelsat's contribution to the United Nations sustainable development goals

As a member of the United Nations Global Compact since 2019, Eutelsat contributes to the achievement of the sustainable development goals by operating in a sustainable manner to meet the needs of a constantly changing society.

Goals	Achievements
 <ul style="list-style-type: none"> ▶ 4.3 Vocational training and higher education ▶ 4.4 Skills and access to employment ▶ 4.7 Education in sustainable development ▶ 4.a Accessibility of educational establishments 	<ul style="list-style-type: none"> ▶ 100% of employees (excluding Konnect) have received training ▶ Support for associations and foundations in promoting the sciences, technology, engineering, and mathematics (STEM) and the related professions (CGénial and Ailes de France and Bricks 4 Kids foundations) ▶ HappyTrainee certification ▶ Promote access to education via governmental cooperation to facilitate access to digital in schools
 <ul style="list-style-type: none"> ▶ 5.1 End all forms of discrimination ▶ 5.5 Ensure full participation in and access to senior executive positions ▶ 5.b Technology and automation ▶ 5.c Gender equality policy 	<ul style="list-style-type: none"> ▶ Gender equality policy targeting a 5% increase in the percentage of women within the Top 100 and a 1% increase across the whole Group ▶ 50% of the Executive Committee is composed of women ▶ Deployment of a plan to promote professional equality and quality of life in the workplace in 2020 ▶ Support for the Women in Aerospace association Signatory of the StopE initiative, combating everyday sexism in the workplace ▶ Awareness-raising of 100% of the employees in France to stereotyping and discrimination in the workplace
 <ul style="list-style-type: none"> ▶ 8.2 Economic productivity ▶ 8.4 Resource efficiency ▶ 8.5 Full and productive employment, and decent work ▶ 8.6 Promote youth employment and training ▶ 8.8 Labour rights and safe and secure working environments 	<ul style="list-style-type: none"> ▶ Signature of collective agreements to improve employee well-being at work ▶ Signature of a charter promoting the employment of young people in the Issy-les-Moulineaux municipality (Group headquarters)
 <ul style="list-style-type: none"> ▶ 9.1 Develop sustainable, resilient and inclusive infrastructures ▶ 9.4 Upgrade infrastructure and sustainable industrialisation ▶ 9.5 Innovation, research and development ▶ 9.c Increase access to information and communications technologies 	<ul style="list-style-type: none"> ▶ Implementation of a policy to bridge the digital divide ▶ Launch of 100% electric satellites ▶ Implementation of the Space Debris Mitigation Plan (to reduce space debris) covering satellite station-keeping operations, satellite repositioning on geostationary orbit, measures in the event of anomalies, inclined orbit operational strategies and end-of-life operations ▶ Founder member of the Net Zero Space initiative for the creation of a sustainable space environment by 2030
 <ul style="list-style-type: none"> ▶ 10.2 Empower and promote inclusion ▶ 10.3 Ensure equal opportunity 	<ul style="list-style-type: none"> ▶ Policy aimed at bridging the digital divide in regions where access to terrestrial networks is limited or does not exist. Collaboration with the different governments to promote Internet access
 <ul style="list-style-type: none"> ▶ 13.2 Climate policy 	<ul style="list-style-type: none"> ▶ ISO 14001 certification for the teleports in Caniçal (Portugal), Cagliari and Turin (Italy) ▶ Improvement in building energy efficiency ▶ More than 15% reduction in CO₂ emissions thanks to a travel management policy between 2015 and 2019
 <ul style="list-style-type: none"> ▶ 16.5 Reduce corruption ▶ 16.6 Strong institutions ▶ 16.7 Inclusive decision-making ▶ 16.10 Ensure access to information and protect fundamental freedoms 	<ul style="list-style-type: none"> ▶ 100% of employees have received anti-corruption training ▶ Actions in place to combat deliberate jamming ▶ Availability of more than 2,300 free-to-air channels
 <ul style="list-style-type: none"> ▶ 17.8 Scientific and technological capacity-building ▶ 17.10 Equitable multilateral trading system ▶ 17.17 Multi-player partnerships 	<ul style="list-style-type: none"> ▶ Collaboration with private and public players within the framework of our digital inclusion policy ▶ Purchasing policy put in place respecting the international standards on corruption and business ethics ▶ Permanent dialogue with the EUTELSAT IGO international organisation ▶ Partnership with numerous governments in Africa to combat Covid-19

3.1.7 Dashboard for Eutelsat's non-financial performance statement

Priorities	Policies and actions put in place (Code of Conduct, pledge, policy)	Key performance indicators	2021	2020	NFPS reference
Risks linked to corruption and business ethics	Eutelsat is exposed to the risk of non-compliance with the applicable laws and regulations on combating corruption and influence peddling, personal data protection and competition law, and with respect to all its stakeholders.	Percentage of employees having been trained in anti-corruption risk	100	100	See 3.2 "Integrity and ethics"
		Number of employees trained on GDPR			
		► General training	136	19	
		► Specific training	12		
		Percentage of suppliers adhering to our Code of Ethics	100		
Bridging the digital divide	Eutelsat is a key player in the effort to bridge the "digital divide" which refers to discrepancies in access to information and communication technologies between populations, specifically to internet and TV broadcasting. Downgrading of the services offered by Eutelsat, in particular for free-to-air television broadcasting or the provision of bandwidth could widen these discrepancies.	Number of free-to-air channels broadcast on the satellite fleet	2,380	2,300	See 3.3 "Societal information"
Space-associated risk	With the increasing number of communications satellites in space, the issue of end-of-life of satellites and the potential debris generated in the process is becoming increasingly relevant.	Number of de-orbited and passivated satellites having reached end-of-life by 15 June 2020	113	113	See 3.4 "Environmental information"
		Number of satellites repositioned in geostationary orbit as of 15 June 2021	23	22	
Energy and climate change	Reduce the Group's direct CO ₂ emissions and those resulting from all our value chain	Scope 1 & 2 GHG emissions	6,634		See 3.4 "Environmental information"
		Scope 3 GHG emissions	87,759		
Key talent	As a highly technical business, Eutelsat could be affected in the event of the disengagement or departure of key talent, or by an insufficient ability to attract new talent.	Percentage of employees trained	39	100	See 3.5 "Social information"
		Fulfilment rate measured by the observatory	8.2	8.6	
Diversity and inclusion	Eutelsat is focused on the diversity of its human resources as a means of embracing different viewpoints, promoting value creation and innovation, and avoiding discrimination and harassment.	% of women in the Group	33.7	33.8	See 3.5 "Social information"
		Number of nationalities in the Group	47	49	
Health, safety, and well-being in the workplace	Eutelsat is committed to providing a positive, safe and considerate working environment, at its own sites but also in all of the partner teleports.	Rate of absenteeism (Eutelsat S.A.)	1.87	4.12	See 3.5 "Social information"
		Frequency rate of occupational accidents (Eutelsat S.A.)	1.43	4.72	

3.2 Integrity and ethics

3.2.1 Commitment of the governing body

Integrity and ethics are key priorities for the Group. This is reflected in the governing body's commitment to fighting corruption and all forms of unethical business practices, and is demonstrated by all the interventions and measures put in place not only to prevent and detect corruption or influence peddling, but also to ensure compliance with regulations on personal data protection and competition law.

The appointment, in July 2021, of a Chief Compliance Officer, reporting to the Company Secretary and tasked, amongst other things, with the implementation and steering of the anti-corruption policy, illustrates the Group's ongoing commitment to ethical business practices.

The Code of Ethics was updated after Eva Berneke joined the Group and signed a new preface, underscoring her personal commitment and that of the Group, to combating corruption.

3.2.2 Compliance policy

3.2.2.1 Compliance regarding the fight against corruption and influence peddling

During the financial year and in compliance with the French Sapin II Act, the Group continued to strengthen its compliance policy aimed at preventing and detecting cases of corruption and influence peddling, and to roll out the programme by taking the actions outlined below.

A corruption risk mapping exercise, launched in January 2021, was completed in July 2021 with a presentation on the results to the Compliance Committee, followed by the Executive Committee and the Audit, Risks and Compliance Committee, which noted the results and approved the related action plan.

Development and regular updating of internal policies regarding ethics and compliance

The Group is committed to observing the highest ethical standards in all the countries in which it operates. To formalise this commitment, and to ensure that it is enforced consistently across all Group entities, internal ethics and compliance policies have been developed and are regularly updated. This set of anti-corruption guidelines is regularly supplemented to address the risks identified through the mapping of corruption and influence peddling risks.

During the financial year, the Compliance Department established a new procedure to manage conflicts of interest, a Donation and Sponsorship procedure and an update to the Gifts and Invitations procedure. The Due Diligence procedures, including those relating to commercial agents, were updated to take into account the Group's new standard clauses on International Sanctions.

In parallel, the procedure for evaluating the integrity of suppliers was the subject of updating and overall simplification, to improve its clarity and appropriation by operational personnel.

Extension and automation of the pre-contractual due diligence on third parties

During the financial year, the Group maintained its efforts on pre-contractual due diligence with respect to third parties. In 2021, 2,930 World-Check verifications⁽¹⁾ were carried out. Based on the results

of corruption risk analyses, third parties fall into several categories based on their level of risk. In-depth investigation reports may be requested from ADIT, a company specialising in both open and closed investigations. This due diligence process is integrated into the internal operational procedures, in particular those relating to procurement and sales.

The indicators of activity and results are presented in paragraph 3.8.3.

Optimisation of the internal whistleblowing mechanism

During the financial year, the EthicsPoint external whistleblowing mechanism was updated to take into account the provisions of Directive (EU) 2019/1937 relating to the protection of whistleblowers, transposed into French law since then. This mechanism encourages the collection of reports and guarantees the protection and anonymity of whistleblowers. It is multilingual and is supported by whistleblower hotlines in the regions where Eutelsat has operations.

This whistleblower hotline, which is outsourced to an independent specialised service provider, guarantees the strict confidentiality of notifications and 24/7 availability in all countries in which the Group operates, including in Russia and China as of this financial year. It is regularly tested by the Compliance teams.

The Internal Rule has been updated to take into account all these elements involved in whistleblower protection. A dedicated fact sheet has been established to facilitate access to the EthicsPoint platform, notably indicating a QR Code to be used directly whenever necessary. This QR Code is linked directly to the mechanism. The procedure is reviewed during every meeting of the Audit, Risk and Compliance Committee. The Compliance Department has also established a whistleblower kit for the attention of all managers likely to have to deal with whistleblower notifications that may be received outside EthicsPoint.

During the past financial year, two whistleblower notifications were received, both of which via the EthicsPoint mechanism in March 2022. The first was internal and the second was launched by a third-party based internationally.

They both gave rise to the setting up of a confidential internal analysis team to verify the relevant facts. These investigations are steered by the Compliance Department.

(1) Comparison with the previous year's figures is not meaningful as the methods used to identify the assessed third parties changed during the financial year.

Training programme intensification

The training programme on combating corruption and influence peddling is aimed at (i) all Group employees currently in post and (ii) on a more *ad hoc* and targeted basis, those employees most exposed to corruption risks, to ensure that they maintain and update their knowledge.

Mandatory online training campaigns are thus organised in two-year cycles for all Group employees, to ensure that they are provided with a consistent level of awareness and regular updates. The last phase of the 2020 campaign, realised in partnership with Wolters Kluwer France, was launched in November 2021 and targeted, in particular, new employees recruited during the 2021 calendar year. Thus, of a target of 148 new recruits in post in November 2021, 135 were trained using an anti-corruption e-learning module, *i.e.* 96% of the target.

Special training sessions were also organised for employees who are particularly exposed to the risk of corruption: Area Managers and Regional Vice Presidents, *i.e.* around 100 individuals. These training sessions covered international sanctions on the one hand, and on situations involving risks of corruption on the other (particularly contracts with intermediaries, commercial agents, gifts, and invitations).

A new service provider has been selected for the next e-learning training programme. The training will be based on the Group's LMS tool, in order to target groups of 200 different employees every month, over a 2-year period. The first sessions are planned for September 2022.

On the occasion of the International Anti-Corruption Day on 9 December 2021, the Compliance Department also organised a special event for the Group's employees. This awareness-raising initiative took the form of a video of the Company Secretary, conveying the message "Say No to Corruption". This message was broadcast on screens at our sites in Europe and over all the Group's communication channels, notably via the Intranet. Owing to the public health context, no face-to-face events could be organised around this day. However, each subsidiary participated in their own way, principally using Teams, by organising webinars (MENA, EAS) or face-to-face sessions whenever possible (Italy).

Monitoring and evaluation of the Internal Audit Department's actions

The Internal Audit Department has carried out two audits to evaluate the mechanism in place to prevent and combat corruption and influence peddling, articulated around the pillars of the French Sapin II Act, the last taking place in September 2020.

Internal Audit realised a follow-up audit on the implementation of the recommendations in this report in September 2021.

In parallel, the Internal Control Department established a detailed plan to verify the level 2 "accounting controls" within the meaning of the Sapin II Act and deployed this in the Eutelsat Group's main companies. This verification process was finalised in the 2022 second quarter.

The Internal Audit Department finalised the level 3 control plan and scheduled an audit to evaluate the mechanism as a whole over the course of 2022, following the completion of the verification process carried out by Internal Control.

The Internal Control and Internal Audit Departments submitted the report on the implementation of their verification plans to the Eutelsat S.A. Audit Committee in November 2021. The Audit Committee also approved the Internal Audit Plan and the Internal Control Road Map for 2022.

Responses to the questionnaire published by the French Anti-Corruption Agency (hereinafter "AFA")

To comply in full with the Sapin II Act and the Guidelines published by the AFA in January 2021, the Group ensures that the responses to the AFA questionnaire are kept up to date. This questionnaire contains 200 questions relating to the mechanism for combating corruption within the Company.

3.2.2.2 Compliance regarding personal data protection

During the year, the Group also pursued the implementation of its policy of compliance with the regulations on personal data protection, in particular Regulation (EU) 2016/679 dated 27 April 2016 ("GDPR") and French Act No. 78-17 dated 6 January 1978 as modified (known as the "*Loi Informatique et Libertés*").

At organisational level, the Personal Data Protection Officer (DPO), whose function has been outsourced, coordinates an internal network of correspondents within the subsidiaries and operational divisions. The Chief Compliance Officer is the Group's contact person for Data Privacy.

Correspondents have completed special training sessions organised by the DPO. This network ensures that correspondents are continuously aware of data protection issues and that information is circulated so that personal data protection and systems security issues can be addressed at an early stage of a project.

A tool enabling the maintenance of the data processing register has been chosen and is being deployed within the Group.

Factsheets together with standard clauses to be inserted in contracts based on the qualification of the parties have also been established and circulated to all the relevant internal players. The Compliance Department supports the Legal Affairs and the Operational teams regarding the contractual issues linked to personal data, and in the event of any data breaches.

An internal policy on the protection of personal data has been established by the DPO and posted on the Intranet. This policy aims to outline the Group's responsibilities and obligations under data protection regulations and instill a culture of data protection compliance and governance within the Group.

As part of its activities and with the support of its correspondents, the Compliance Department, assisted whenever necessary by the DPO, handles the requests from data subjects wishing to exercise their rights pursuant to the standards of the regulations.

Similarly, in the event of a personal data breach, procedures have been established enabling the DPO and the Compliance Department to document such cases and make the necessary notifications. When necessary, the Chief Compliance Officer works in close cooperation with the DPO and the Information Systems Security Officer. Connect teams have received specific training on GDPR and data breaches.

1

2

3

4

5

6

7

A

3 CORPORATE ENVIRONMENTAL, SOCIAL AND SOCIETAL RESPONSIBILITY

Societal information

3.2.2.3 Cybersecurity respect and reinforcement

To respond to the ever-growing issues surrounding cybersecurity, the Group applies substantial measures in this area. Since 2019, Eutelsat has thus deployed an Information System Security Policy together with an action plan to maintain an optimal level of cybersecurity.

To this end, the Group has implemented the security measures recommended by the European Network and Information Security Agency (ENISA) which ensure the same high level of security for all the information systems used by operators of essential services. Furthermore, the personal data protection policy is made available to all employees over the intranet portal. The Caniçal, Turin and Cagliari teleports, all the sites in Mexico, the Communications Control Centre

for the Paris-Rambouillet teleport and the Satellite Control Centre located at the Group's Issy-les-Moulineaux headquarters are all ISO 27001 certified, demonstrating Eutelsat's robust resources and ensuring a high level of data security with our partners.

Awareness-raising and training

In 2021, more than 360 of the Group's employees followed a cybersecurity training programme, making them aware of the procedures in place and giving them the tools required to protect their data. Following the arrival of a new Chief Information Security Officer in 2021, this training programme is expected to be stepped up in 2022. Within the framework of the ISO 27001 certification, all employees working in the certified entities have already followed at least one training session on cybersecurity.

3.2.3 Governance

In terms of governance, the Group Compliance Department has set up, and coordinates on an ongoing basis, an internal network of correspondents to promote the deployment of the compliance programme across all entities of the Group, by implementing local compliance actions, monitoring their effectiveness and reporting any perceived weaknesses. These correspondents are the Heads of Legal Affairs in certain entities. Quarterly meetings are organised for the members of this internal network, mainly using Teams.

In addition, the Group Compliance Committee meets every two months and is required to issue rulings on all matters related to the prevention and detection of corruption and influence peddling within the Group, and more broadly on all matters pertaining to ethical business practice.

In addition, compliance matters are regularly addressed during meetings of the Executive Committee. For information purposes the latter also receives the minutes of all Compliance Committee meetings.

A Compliance update is included on the agenda for every meeting of the Audit, Risks and Compliance Committee, as well as every Board of Directors meeting that follows these Committee meetings.

In parallel, at the end of 2021, the Compliance Department set up "OneTeam Compliance", an internal network of operational correspondents in charge of handling compliance issues. The major compliance-related topics are addressed to improve the Group's Compliance culture and ensure the effective circulation of the internal procedures. These meetings give rise to in-depth discussions and the network will be reinforced with new members in the coming months.

3.2.4 Consumer health and safety measures

Consumers use Eutelsat services through their Internet access or content providers. There are no specific measures relating to the health or safety of end-users.

3.3 Societal information

3.3.1 Helping bridge the "digital divide"

Satellite technology is an easy and reliable solution for broadband access and now for high-speed broadband access for homes and businesses located beyond the reach of terrestrial telecommunications networks.

According to the European Commission's most recent Digital Economy and Society Index (DESI) Report, published on 12 November 2021, 87% of the European Union's population is covered by so-called NGA (Next Generation Access) technologies capable of providing users with speeds of at least 30 Mbps. In rural zones, this figure drops to 60%, with 10% of homes not covered by any fixed Internet access network other than satellite. In Europe, it is estimated that 2%

to 3% of homes will remain without high-speed broadband access for an extended period. The digital divide is all the more flagrant in the African continent, where the deployment of terrestrial networks is much further behind and the proportion of the rural population significantly higher.

In this regard, satellites are an essential complement to terrestrial telecommunications networks.

In recent years, a new generation of high-throughput geostationary satellites has however emerged, with satellites that are more powerful and, above all, much more flexible than the previous generation. Eutelsat is again positioned as a global leader in this segment.

In January 2020, Eutelsat launched EUTELSAT KONNECT, a next-generation satellite dedicated to high-speed broadband. This satellite has been operational since mid-November 2020 and provides coverage of Western Europe and a large part of Sub-Saharan Africa. With this latest generation satellite, Eutelsat's capacity has considerably increased, enabling it to offer high speed broadband everywhere, with consumer packages at the price of a fibre subscription, from 30 euros per month (with prices adjusted to the standards of living in the countries covered). These consumer offers are marketed either through distributor partners (as in France and Italy) or by direct sale to consumers and businesses (via the WeKconnect brand).

The launch of the EUTELSAT KONNECT VHTS (Very High Throughput) satellite at the end of 2022 will see Eutelsat take a further step towards closing the digital divide in Europe. In April 2018, Eutelsat reaffirmed its commitment to bridging the digital divide by placing an order with Thales Alenia Space for EUTELSAT KONNECT VHTS, a next generation satellite equipped with hundreds of beams and a Ka-band capacity of 500 Gbps. This new satellite will be mainly dedicated to fixed high-speed consumer broadband and in-flight connectivity and will provide coverage of extended Europe from a geographical perspective, from the Canary Islands to Turkey and up to Iceland, as well as the southern part of the Mediterranean Basin.

The entry into service of EUTELSAT KONNECT VHTS in early 2023 will allow the entirety of the EUTELSAT KONNECT satellite's broadband resources to be allocated to coverage of the African continent, and to meet the ever-increasing needs of all users in terms of bitrates and data consumption. The fixed high speed broadband services provided by EUTELSAT KONNECT VHTS will be comparable to fibre-delivered services, with speeds potentially reaching up to 200 Mbps.

In recent years, the Group has also considerably strengthened its Ka-band HTS resources in regions in which the digital divide is most pronounced:

- **in Brazil, French Guiana and other Latin American countries**, with the launch and entry into service of EUTELSAT 65 WEST A in 2016;
- **in Sub-Saharan Africa**, with the marketing, as of 2016, of the next generation broadband services provided by the Al Yah 2 satellite then the Al Yah 3 satellite in 2018, both belonging to the operator Yahsat. Currently, the EUTELSAT KONNECT satellite offers broadband coverage to some 40 countries in Sub-Saharan Africa, including those with the largest populations such as the Democratic Republic of Congo, Nigeria and South Africa. Thus, since the end of 2020, the EUTELSAT KONNECT satellite has made it possible to offer broadband services to several hundred thousand households in almost all the countries covered;
- the C and Ku-band satellite resources provided by the Eutelsat fleet are now also being harnessed to reduce the digital divide in territories with strong disparities in terms of Internet access.

3.3.1.1 Serving specific needs by addressing the digital inclusion objectives of government policies

Satellite technology is particularly suited to the expectations and requirements of public authorities as it is capable of delivering high-quality and cost-effective Internet connectivity, with a quicker roll-out than other options, while avoiding the geographical constraints associated with mountainous areas.

In France, as part of the "Plan France Très Haut Débit" (France high-speed broadband plan), the government launched a scheme called "Cohésion numérique des territoires" in March 2019. This is an on-demand service available to all households and small businesses in France whose fixed broadband connection speeds do not reach 8 Mbps. Since 2019, grants of up to 150 euros have been available to finance part of the satellite equipment, installation, or commissioning. This scheme was improved in February 2022 by increasing the grants from 150 to 300 euros per household or business, and even up to 600 euros subject to conditions of resources (beneficiaries of minimum welfare support).

In Spain, a similar scheme has been in place since 2018 to subsidise equipment and installation with a maximum grant of 450 euros per household or company. Lastly, other large European countries plan to introduce equipment subsidy schemes to enable the populations in white zones to access high speed broadband by satellite, in the United Kingdom in particular.

Within the European Union, the transposition of the new Electronic Communications Code requires the Member States to put in place a universal high-speed broadband service. To achieve this objective on an exhaustive basis (guaranteeing the universality of access) and within a reasonable timeframe, satellites thus appear to be a key tool for operators subject to these new requirements, as a complement to their fixed or mobile terrestrial networks.

In the Americas, Eutelsat Americas provides capacity for various social connectivity programmes, notably in Mexico and Colombia, and is one of the leaders in the satellite sector for this type of programme. The latter are designed to connect rural communities and give them access to a broad range of services (schools, hospitals, libraries, etc.).

In Asia, Eutelsat Communications and the Rural Connectivity Group (RCG), a joint venture between New Zealand's three mobile network operators, announced the signature of a contract to deploy a telecommunications network in the Chatham Islands in New Zealand. This will enable businesses and individuals on the islands to access the 4G wireless broadband network.

In Africa, the public authorities are also beginning the crucial dialogue around digital inclusion and are calling on Eutelsat's connectivity services to ensure service continuity and equality for everyone across this vast continent.

In the Democratic Republic of Congo, for example, Konnect Africa, a subsidiary of the Group, has brought broadband to more than 400 rural communities hitherto beyond the reach of Internet networks. Also in the Democratic Republic of Congo, Konnect Africa has undertaken to connect thousands of schools to the Internet in partnership with Schoolap and Flash Services. The project provides schools with high-speed Internet connectivity, giving them access to a digital platform of officially recognised educational content. The first phase of the project has enabled the connection of more than 500 private schools and the project is still being rolled out. Furthermore, during the health crisis caused by the coronavirus epidemic, Konnect Africa offered free broadband access to the coordinating bodies involved in the response to the crisis in South Africa, Nigeria and the Democratic Republic of Congo. This enabled medical teams across the country to effectively coordinate their efforts by sharing information in real time, helping to combat the spread of the virus. In South Africa, over a six-month period, Eutelsat provided free access to eight healthcare facilities not served by terrestrial networks in the Mpumalanga province. With the help of the pharmaceutical firm

1

2

3

4

5

6

7

A

3 CORPORATE ENVIRONMENTAL, SOCIAL AND SOCIETAL RESPONSIBILITY

Societal information

Aspen Pharmacare, the operation has been expanded to a total of 13 healthcare facilities, for one year.

More broadly, in many rural areas, satellite technology facilitates teleconsultation, allowing health centres in remote areas to hook up with university hospitals through satellite broadband connections. The support provided by satellite technology is key to combating the pandemic across Africa, particularly thanks to the instantaneous connection that allows for real-time reporting and optimal management of the epidemiological data collected.

Aside from the education and health sectors, the services offered by Konnect Africa are key in many other fields of interest to public authorities, including security and defence, remote administrative services, land use planning and business creation, not to mention public initiatives to promote local agriculture. The satellite solution is thus recognised as making a vital contribution to the achievement of the United Nations Sustainable Development Goals: zero hunger, combatting poverty, gender equality, good health and wellbeing, quality education, development of infrastructure, economic growth, sustainable cities, etc.

3.3.1.2 Promoting access to free-to-air television for all households

Eutelsat promotes access to free-to-air television for all households in France and around the world.

As of 31 December 2021, the Group was broadcasting more than 7,000 TV channels including 2,380 free-to-air channels, accessible without subscription on its satellites (i.e. close to 30% of all channels broadcast as of that date), to an audience of over one billion viewers, mainly in Europe, Russia, the Middle-East and Africa.

In France, the EUTELSAT 5 WEST B satellite launched in October 2019 enables its subsidiary FRANSAT's platform to distribute 26 free DTT channels (along with the 25 regional France 3 channels in HD, local and thematic channels, radio stations, and connected TV services) on a subscription-free basis. It is designed in particular for households with little or no terrestrial reception. Around two million households are equipped for individual or collective reception of the FRANSAT package.

FRANSAT is also a preferred conduit for local channels to broadcast to a wider audience across 100% of mainland France. For local authorities, small community cable networks in DTT black spots and isolated terrestrial broadcasters, FRANSAT provides "FRANSAT PRO", a satellite-delivered free-of-charge community DTT solution.

The FRANSAT service is regularly enhanced to improve the televisual experience for viewers: HD, Ultra HD, the "FRANSAT Connect" portal that allows viewers to browse the programme line-up and interactive services available in connected mode.

The FRANSAT platform is at the forefront in terms of Ultra HD broadcasting, with the FRANSAT Ultra HD channel which regularly broadcasts major sporting or cultural events such as the French Open at Roland-Garros or the FIFA World Cup in partnership with major broadcasters.

Within the past few years, Eutelsat's HOTBIRD video neighbourhood has become a benchmark orbital position for more than 135 million households in Europe, the Mediterranean Basin, and the Middle East, providing them with access to a rich line-up of over 1,000 channels broadcast in some 40 languages. The 13° East orbital position also offers the opportunity for populations living outside their country of origin to preserve a cultural link with the latter by receiving their national channels.

3.3.2 Eutelsat's commitment to humanitarian programmes

3.3.2.1 Engaging in humanitarian relief

Eutelsat is one of the original signatories of the UN Crisis Connectivity Charter, integrated with the work of the World Food Programme (WFP). This Charter, which was signed in late 2015 by GVF (Global VSAT Forum), ESOA (EMEA Satellite Operators' Association) and multiple satellite operators with the support of the Emergency Telecommunications Cluster (ETC) under aegis of the World Food Programme and the UN Office for the Coordination of Humanitarian Affairs, aims to provide governments and NGOs with immediate (within 24 hours) and resilient connectivity in the event of a major humanitarian crisis on four continents. It defines the framework for coordinating and working between stakeholders to optimise the arrangements and response times to telecommunications needs in emergencies.

The main commitments of the Charter include:

- ▶ pre-planned, scalable satellite-based solutions that can be deployed within 24 hours of a disaster and can be adapted to the specific nature of each operation;

- ▶ satellite equipment pre-positioned in Dubai at the UN Humanitarian Response Depot (UNHRD) for deployment within 24 hours to disaster areas;
- ▶ pre-allocated bandwidth, to allow priority access to Internet traffic for humanitarian relief purposes.

All assistance under the UN Crisis Connectivity Charter is provided free of charge.

Technical training sessions for humanitarian staff, in addition to crisis response simulations, have regularly been held since the signing of the Charter by Eutelsat and other satellite operators and integrators.

The Crisis Connectivity Charter became operational in spring 2018, with the signing of a contribution agreement between the United Nations World Food Programme (WFP) and Eutelsat, including around forty ground reception kits, and pre-allocated bandwidth on four satellites within the Group's fleet.

In February 2022, in the wake of the Batsirai cyclone which hit Madagascar, Eutelsat provided satellite equipment and in-orbit resources on its EUTELSAT CONNECT satellite in support of the World Food Programme's disaster relief coordination efforts.

Eutelsat is also a member of the Emergency Telecommunications Cluster (ETC). ETC is a global network of organisations that work together to provide shared communications services in humanitarian emergencies. Within the framework of its participation in this network, Eutelsat has donated two devices for training to the Gear Up scenario in Germany, for all the members of the Emergency Telecommunications Cluster. Eutelsat has supplied training, applications and telephone assistance to all the members of the network. In 2020, Eutelsat also represented the satellite industry within the Emergency Telecommunications Cluster.

Eutelsat has also been supporting Télécoms Sans Frontières (TSF) since 2007. The assistance provided by Eutelsat under this partnership allows this international NGO to fit out a community or crisis unit with broadband connectivity within a few hours to send data, video or voice communications.

Similarly, Eutelsat's partnership with TSF has been active for several years in large-scale conflict areas, helping to ensure near-continuous coordination of the various humanitarian relief operations carried out in the field.

With a view to further improving the response time of TSF's partner teams, and in addition to the resources already made available to the NGO, each year the Group donates multiple devices ready for use on aircraft.

In August 2021, the Group supported TSF following the earthquake in Haiti by providing the connectivity used to respond to the operational needs of the in-field NGO Médecins Sans Frontières.

Similarly, the Group has supported the NetHope NGO since 2004. Eutelsat has donated ten devices and bandwidth to support the humanitarian efforts carried on by the NGO in refugee camps in Uganda.

Eutelsat is directly committed to NGOs that are not specialised in telecommunications such as "Action contre la faim", by providing technical training for humanitarian staff.

3.3.2.2 L'arrondi solidaire – Solidarity in favour of local employment and micro-credit

These external initiatives and partnerships are accompanied by individual commitments within Eutelsat. They are accompanied by other initiatives such as "l'arrondi solidaire", where Eutelsat was the first French company to offer this programme in 2010, enabling employees to donate the euro cents from their salaries each month to charitable causes. The Company then adds 200% of the employee contribution which is then paid to local employment and microcredit charities such as "ADIE" and "Positive Planet".

3.3.3 Territorial impact of the Group's activities on employment and regional development

3.3.3.1 Supporting digital development in rural areas

Please see paragraph 3.3.1 below and also the "Serving specific requirements by addressing the challenges of public policies with regard to digital inclusion" Section in paragraph 3.3.1.1.

3.3.3.2 Promoting access to knowledge, a major challenge for development

Eutelsat actively supports the teaching of the sciences in schools and, in a more general sense, is proactive in education through its promotion of digital access.

The Group has forged close ties with students in the telecom and space sectors, in particular through its employees who teach in university courses. Educational partnerships are also implemented with a view to promoting student interest in science and technology.

In 2022, Eutelsat is again collaborating with the Ailes de France Foundation: created under the aegis of the Fondation de France, the Ailes de France Foundation aims to contribute to the awareness and promotion of the aeronautics and space world, for example by supporting educational, scientific, cultural and sustainable development projects, in particular in favour of young people. In partnership with the CNES (Centre national d'études spatiales), Eutelsat is participating in the project through the "Bourse ESPACE", by financing four scholarship funds enabling young people to continue their studies in the field of aeronautics and space.

Eutelsat Supports the CGénial foundation and the Bricks 4 Kids association

In keeping with its commitment to fostering diversity, Eutelsat supports associations that raise awareness of science and science-related trades, particularly amongst girls. This year, the Company chose to support the CGénial foundation in their efforts to attract young people to science and technology and help them along their career paths.

In France, Eutelsat is pursuing its ambition of developing the skills of young people by working with the CGénial Foundation on a crossover programme involving teachers and employees of the Eutelsat Group.

3.3.3.3 Impact on regional development and employment

Among the Group's sites, it is the teleports that participate most directly and actively in local economic activity owing to their implantation in peri-urban or rural areas.

The Paris-Rambouillet teleport in France offers some benefits to the local community in terms of employment and regional development, making it the second largest economic contributor in the Eure-et-Loir department. The Company thus uses local service providers for some of its activity and upkeep, namely:

- ▶ local firms for the upkeep and maintenance of the grounds surrounding the teleport, small repairs, restoration;
- ▶ a regional company for antenna installation;
- ▶ most technical products required for the proper functioning of the teleport are purchased from a local company in Rambouillet;

3 CORPORATE ENVIRONMENTAL, SOCIAL AND SOCIETAL RESPONSIBILITY

Environmental information

- ▶ local farmers by making land around the Paris-Rambouillet teleport available for organic farming.

Similarly, the Group's teleports in Mexico have a positive impact on local communities in that they promote local suppliers. Local businesses are called upon for gardening, maintenance, servicing or office supplies. In addition, support for the local community is provided through a number of activities including reforestation and grants to local NGOs and other organisations. The proportion of local suppliers is estimated at 75%.

At the Paris-Rambouillet teleport, in order to reduce the impact of increased traffic in the region due to its business, the Company

manages a shuttle-bus service between the teleport and Rambouillet town centre. Carpooling is also encouraged.

In a spirit of openness and with a view to promoting knowledge of the satellite industry, the Paris-Rambouillet teleport regularly receives visitors on site including schools, local elected representatives, local authorities, and journalists.

In Madeira, company presentations at local schools are frequently organised and the teleport teams regularly receive visits from students in partnership with their schools.

In June 2021, Eutelsat signed a charter in favour of young people living in Issy-les-Moulineaux, involving a commitment alongside the Issy-les-Moulineaux municipality to employing young people.

3.4 Environmental information

3.4.1 Global environmental policy

The Group's environmental policy is structured around two areas:

- ▶ satellite fleet management: space congestion and the environmental impact of a satellite's life cycle, a key component of the environmental policy. The Group applies a responsible fleet management approach in close partnership with satellite manufacturers and launch service providers to mitigate satellites' environmental impacts and conducts a proactive policy to reduce space debris;
- ▶ the environmental impact of Eutelsat's terrestrial operations: our teleports, all our operations and the impact of our value chain.

The Group is mobilised around applying a responsible approach to reducing the environmental impact of its terrestrial operations. After

the Caniçal teleport in Madeira teleport in 2017, the Cagliari teleport was granted ISO 14001 certification in July 2021, followed by the Turin's teleport in June 2022 in recognition of the guarantees provided on environmental risk mitigation. A similar certification process is under way for the Paris-Rambouillet teleport.

During the financial year, a strategic brain-storming process aimed at establishing an environmental policy through to 2030 was launched with the different CSR governance bodies, consistent with the Paris Climate Agreement adopted in December 2015. There are no provisions or guarantees for environmental risks, nor is there any ongoing litigation or potential risks concerning environmental issues within the Eutelsat Group.

3.4.2 Impacts of our operations on Space's environment

3.4.2.1 Protecting the Earth's orbital environment to guarantee the sustainability of space operations

3.4.2.1.1 Space debris management policy

Eutelsat's fleet of telecommunications satellites operates in geostationary orbit 35,786 kilometres (22,236 miles) above the Earth along the Equator, far beyond the Earth's atmosphere. The satellites remain at this distance from Earth for their entire operational life. When they reach end-of-life, approximately 15 to 20 years after entering service, they are re-positioned in a graveyard orbit, approximately 300 kilometres beyond geostationary orbit using the remaining on-board propellant. The satellites never return to Earth, nor do they re-enter the Earth's atmosphere.

Eutelsat is assessing the possibility to launch a constellation of low-orbit nano-satellites (known as ELO). Throughout their operational

lives (including decommissioning), the satellites will be operated in compliance with the French Space Operations Act (*Loi sur les opérations spatiales* – LOS) and the international regulations.

Since the early 2000s, Eutelsat has addressed the issue of space debris by implementing a policy of responsible management of such debris, combining its operational experience with recommendations from the international community.

Since 8 July 2005, Eutelsat has been certified for satellite control and operations (ISO 9001 standard).

In 2005, Eutelsat also established a Space Debris Mitigation Plan covering station-keeping manoeuvres, satellite repositioning in geostationary orbit, colocation strategies, anomaly remedial measurements, inclined orbit operations strategies and end-of-life operations.

This Plan is aligned with the international (issued by the Inter-Agency Space Debris Coordination Committee and the Committee on the

Peaceful Uses of Outer Space) and European guidelines (European Code of Conduct for Space Debris Mitigation), and with the criteria defined by the French Space Operations Act. Furthermore, Eutelsat's Space Debris Mitigation Plan sets out the requirements aimed at improving end-of-life and passivation operations, as well as minimising collision risks during operations. These requirements are more stringent than those contained in the regulations applicable to the Company and the Plan is updated on a regular basis to incorporate the new standards.

To date, thanks to the internal policies it applies, Eutelsat has re-orbited and passivated 23 satellites⁽¹⁾ that have reached end-of-life, with a 95% success rate, clearly outperforming the industry. All 23 satellites have been re-orbited in compliance with international guidelines and the French Space Operations Act since its coming into force, i.e. in such a way as to prevent them from re-entering the protected zone (+/-200 km from geostationary orbit) in the long term (over 100 years). Lastly, Eutelsat has placed 113 satellites⁽²⁾ in geostationary orbit. All these operations were successfully conducted in compliance with the regulations governing collision risks and space debris generation. To mitigate collision risk, Eutelsat moves its satellites out of the geostationary corridor (+/-40 km above geostationary orbit) during the repositioning phase, and assesses collision risks with the help of USSTRATCOM data, the EU SST (Space Surveillance and Tracking) anti-collision service and information contained in the Space Data Association database.

The space debris management policy implemented by Eutelsat for many years makes the Company a responsible global satellite operator maintaining high standards and making constant efforts to protect the Earth's orbital environment and the sustainability of space operations.

3.4.2.1.2 Compliance with the French Space Operations Act

The French Space Operations Act, published in the *Official Journal* on 4 June 2008, was the direct result of France's international obligations in respect of the different United Nations treaties⁽³⁾. Its entry into force on 10 December 2010 validated Eutelsat's responsible approach to fleet management.

The Act underscores the need for a responsible approach to fleet management and establishes a regulatory framework within which Eutelsat operates in collaboration with the French Ministry of Higher Education, Research and Innovation and the CNES (*Centre national d'études spatiales*) to meet its obligations regarding in-orbit control of space objects.

The technical authorisations and licenses delivered by the Ministry of Economy, Finance and Recovery under this Act are managed by the CNES. Eutelsat cooperates with the CNES during every stage of a satellite's life. Before a satellite is authorised, the CNES reviews the technical documentation with Eutelsat. After obtaining clearance, Eutelsat invites the CNES to its technical reviews in order for the CNES to verify the correct application of the technical regulations. Finally, Eutelsat informs the CNES of any incidents occurring on a satellite and/or any change in orbital position.

As part of discussions with the CNES with a view to obtaining authorisations, Eutelsat specifies its strategies for depleting the resources of a satellite in a way that limits any increase in space debris, or for permanently deactivating all means of generating

power on board the satellite. Eutelsat also demonstrates that it has sufficient resources to conduct de-orbiting operations and provides a probability calculation for their successful completion. Finally, Eutelsat provides the CNES with a study of the dangers posed to populations, the environment and public health, in particular the dangers associated with the generation of space debris (in the event of a collision with another space object, for example), as well as a plan to address the risks of accidental collisions.

From the outset, the best practices adopted by Eutelsat have enabled the Company to comply with the requirements of the French space legislation and the Group continues to be a responsible operator, committed to the avoidance of space debris.

3.4.2.1.3 Sharing Eutelsat's policy and practices

The proliferation of space debris has become a major issue for space operators and, with this in mind, Eutelsat is committed to pursuing the implementation of its responsible fleet management policy in close cooperation with satellite manufacturers and launchers.

In 2011, Eutelsat became an Executive Member of the Space Data Association (SDA). Bringing together satellite fleet operators, the SDA is tasked with assessing the risks of potential close approaches on the geostationary orbit and the Low Earth Orbit and sharing information with a view to mitigating RF interference.

Eutelsat is also involved in many events and workshops organised throughout Europe on space debris management. More specifically, the Group plays an active part in two key events organised by the CNES on a regular basis: the Workshop on End-of-Life Operations (biannual) and the annual Working Panel on outer space debris. It also monitors the work of the ESA and other relevant international institutions.

In 2013, Eutelsat also presented its internal policy and provided feedback on the French Space Operations Act at a workshop hosted by the "Long-term Sustainability of Outer Space Activities" working group of the UNCOPUOS Scientific and Technical Subcommittee. In addition, Eutelsat has regularly reported on its experience following the implementation of the French legislation during consultation sessions hosted by the CNES in 2013, 2017 and 2018.

Eutelsat also works closely with an array of stakeholders on issues surrounding sustainability and preservation of the space environment. As an experienced and responsible satellite operator, Eutelsat is notably planning to join the working group on space traffic management (STM) within the European Cooperation for Space Standardization (ECSS), the only forum in Europe where such matters are addressed from a technical perspective.

On the occasion of the recent Paris Peace Forum, Eutelsat was one of the founder members of the Net Zero Space initiative, supported by several leading players in the space industry. The aim of this multi-player international coalition is to enable the creation of a sustainable space environment by 2030, by taking concrete actions to limit and reduce the generation of debris orbiting the Earth. The Net Zero Space initiative enables Eutelsat to reaffirm its long-standing commitments in favour of a safe and uncongested space. The management of the satellite fleet, the prevention of space congestion and the reduction of the environmental footprint over the entire satellite life cycle thus constitute the main pillars of Eutelsat's environmental policy.

(1) Number as of 11 May 2022.

(2) Number as of 7 May 2021.

(3) In particular, the 1967 Treaty on Principles Governing the Activities of States in the Exploration and Use of Outer Space, including the Moon and Other Celestial Bodies.

3 CORPORATE ENVIRONMENTAL, SOCIAL AND SOCIETAL RESPONSIBILITY

Environmental information

Supported by more than 40 years' experience at the service of telecommunications, Eutelsat sees the integration of the environmental aspects linked to space as a key element in the success of its operations and of its long-term strategy. Environmental protection and the maintenance of a clean and uncongested space is also an integral part of the four major principles that underlie the Company's corporate social responsibility policy.

3.4.2.2 Managing the environmental impact of our major space suppliers

3.4.2.2.1 Satellite manufacturing

Eutelsat is currently procuring satellites from two of the world's major satellite manufacturers: Airbus Defence and Space S.A.S. (Airbus Group) and Thales Alenia Space (Thales & Leonardo Group). Each of these manufacturers has adopted policies to minimise their environmental impact and promote sustainable development and comply with international regulations on space debris. As EU manufacturers they are also subject to the EU REACH regulations to secure the production and use of chemical substances.

Airbus Defence and Space continuously considers the environment at all stages of its operations, striving to minimise its industrial footprint and aiming to develop eco-efficient products throughout its lifecycle. The company complies with all applicable environmental regulations and its sites are ISO 14001 certified. In 2021 Airbus scored A- for its CDP climate change disclosure and reports on environmental issues using the Global Reporting Initiative standards. In 2019 Airbus set and implemented ambitious environmental reduction goals for 2030 against a 2015 baseline through its high5+ plan. In 2022 Airbus amended its high5+ plan to commit to a new 2030 ambition to reduce its industrial emissions (Scope 1 and 2) by 63% compared to 43% previously.

Thales Alenia Space (TAS) is part of the Thales Group which since 2007 has had an environmental protection policy seeking to reduce energy consumption, CO₂ emissions, waste production and increase recycling. TAS has ISO 14001 Environmental certification for both its sites and products and its main energy consuming sites are certified ISO 50001 for Energy Management. In 2021 TAS implemented solar power generation in various production sites, LED lighting in cleanrooms and modernised office heating/cooling systems. Its ground products are being modified to reduce their CO₂ emissions and it has started Life Cycle Assessments on its new space missions. TAS is also actively involved in initiatives to address sustainable development in the space industry.

3.4.2.2.2 Launch services

As a satellite operator, Eutelsat does not itself launch satellites, but uses launch service providers such as Arianespace, the latter having launched Eutelsat's most recent satellite.

Arianespace seeks to promote a sustainable vision of space and pursues its efforts to protect the environment in all activities at its launch site in Kourou, French Guiana. The launch facility's environmental management and energy management systems are, respectively, ISO 14001 and ISO 50001 certified. In 2021, at the 4th Paris Peace Forum, Arianespace was one of the first companies to sign the Net Zero Space charter, designed to reduce space debris by 2030 and foster more sustainable use of space for humanity. ArianeGroup, Arianespace's main shareholder and supplier, is also engaged in addressing the issue of space debris including, amongst other activities, designing the upper stage of Ariane 6 to allow de-orbitation and taking part in ESA's working groups on the sustainability of space operations.

3.4.3 Pollution on Earth

3.4.3.1 Circular economy

3.4.3.1.1 Waste prevention and management

The Group is committed to observing best practices in the management of waste generated in its offices. Since 2010 in Mexico and 2015 in Paris, Eutelsat has pursued a rigorous programme to reduce paper consumption and recycle waste in its offices. The programme includes replacing printers with multifunction copiers with badges and reducing the number of photocopiers to lower paper consumption and using FSC or EU/Ecolabel certified paper.

Eutelsat S.A. has implemented several waste management measures:

- ▶ sorting of waste: paper, cardboard, glass, ordinary industrial waste (OIW) using dedicated collection bins;
- ▶ installation of waste bins for paper collection in offices and locations frequently used by employees (photocopiers);
- ▶ daily removal of waste;
- ▶ confidential document destruction by shredding truck;
- ▶ recycling of paper, cans, PET (plastic bottles) via Paprec/La Corbeille Bleue;

- ▶ WEEE (electrical and electronic waste) from discarded electrical or IT equipment is either donated to associations for those in operation or disposed of by authorised companies.

The Group's international subsidiaries have also implemented consumption reduction procedures and the sorting of waste for recycling. One hundred per cent of electrical and electronic waste is recycled by external service providers at all the Group's sites. Most of the obsolete IT equipment is also given to external service providers who are responsible for its recycling.

3.4.3.1.2 Water consumption and supply in relation to local constraints

The sites which consume the most water are the headquarters (Paris) and the teleports. The office air conditioning systems in Paris account for the highest consumption of water, with peak levels during the summer. The water supply system at the Paris-Rambouillet teleport was refurbished in 2018, with a separate supply for teleport operations and fire-fighting networks. A monthly measurement is carried out for each network to ensure the precise monitoring of consumption.

At the Caniçal teleport in Madeira, rainwater is stored for irrigation and a rain sensor is used to avoid wastage. Water consumption is measured on a monthly basis and a report drawn up on any potential leaks. A rain detection system has been installed to ensure a maximum reduction in water usage.

For Eutelsat Americas, the water consumption shown corresponds to that of the Iztapalapa and Hermosillo teleports; consumption at the headquarters is not monitored. Consumption is kept to a minimum, with no watering of green spaces in Iztapalapa and very little watering in Hermosillo (located in the desert), where the local government applies restrictions on the use of water. Similarly, the water from the air conditioners is used to irrigate green areas. The Group is maintaining its efforts to cover all areas and use the minimum consumption of water without affecting the plants.

	2021	2020
Water consumption (in m ³)	15,737	11,623

3.4.3.2 Mitigating the Group's energy and climate impact

3.4.3.2.1 Reducing the energy consumption of our facilities

Much of the Group's energy consumption is the result of cooling and heating operations for the teleports used for establishing two-way connectivity between the Earth and its fleet of satellites. During the summer months, electronic equipment must remain at constant temperatures, so an air conditioning system is used. During the winter months, when cold weather is forecast, antennas used to uplink signals to satellites must be heated so as to ensure their proper functioning. The Group has thus gone to great lengths to reduce the teleports' electricity consumption.

Various actions have been rolled out at the Paris-Rambouillet Teleport, including:

- ▶ intensive use of de-icing with anticipation of weather conditions and gradual implementation of a system for supplying fresh air from outside the buildings (free-cooling);
- ▶ a pilot passive de-icing system for antennas measuring up to 3.8 meters has been installed on some 20 antennas. It avoids the consumption of energy (electricity or other) for heating the antennas in winter.

Energy audits are made and show that the energy consumption is optimised for the site (60% business, 40% environmental).

In Italy, an energy audit of the Centallo and Cebrosa sites in the Turin region has resulted in the following actions:

- ▶ implementation of new uninterrupted power supplies;
- ▶ implementation of an energy management system.

A new air conditioning system has been installed to reduce electricity consumption while a plan to install solar panels has been approved for on-site implementation as of 2022.

At the Cagliari teleport, the project to install photovoltaic panels was completed in October 2021. Furthermore, a new air conditioning system using much less energy is now in place.

At the Caniçal teleport in Madeira, photovoltaic panels have been installed since 2017 and measures to reduce energy consumption are in place. Preventive maintenance is carried out on the systems to avoid over-consumption of electricity. The lighting system has also been replaced with a more-energy-efficient LED system.

Eutelsat Americas has been implementing energy-saving measures for many years: priority use of natural lighting, low-energy light bulbs, motion sensors to control lighting in all common areas. For the offices located at Eutelsat's Paris headquarters, "green committees" bringing together suppliers, the owner of the premises and the maintenance service provider are organised to identify measures to save electricity consumption, such as the use of a BMS (Building Management System) or the installation of low-energy light bulbs. Awareness-raising initiatives are regularly carried out among employees.

At the Hermosillo teleport in Mexico, the site has upgraded its air-conditioning system and replaced the glass roof structure of the main building with thermal insulating panels allowing natural light flow into the building

In addition, the Group Information Systems Division is conducting a streamlining project on Group level concerning its information systems and processes. The main actions taken or pursued since 2016:

- ▶ the implementation of a product catalogue for servers and workstations favouring the low consumption of computer equipment and respect for the environment;
- ▶ the implementation of equipment such as "Blade" for servers, which consumes less energy, with electrical system units;
- ▶ computers go into stand-by mode if not used for 20 minutes;
- ▶ the replacement of workstations now tends to be conducted upon request when the station is no longer functional, and no longer systematically every three years.

Under the project name "One Move IT", the teams took advantage of the move in Eutelsat's head office to change virtualisation technology.

This migration enabled Eutelsat to rationalise its equipment (servers), reducing the number of servers from more than 40 to ten at the Issy-les-Moulineaux site, thereby generating savings at all levels:

- ▶ savings on hardware (servers);
- ▶ savings on energy: this equipment's electricity consumption has been reduced by two-thirds;
- ▶ saving on Datacenter maintenance costs;
- ▶ savings on administration (more modern and responsive, fewer servers to manage, fewer licenses to purchase);
- ▶ savings on subcontracting.

The Group has also migrated all of its remaining physical servers to virtual servers.

As a result, the Group's Corporate Datacenter has no remaining non-virtualised servers.

This critical step was carried out without any service interruption, enabling the rationalisation of the equipment while generating savings.

3 CORPORATE ENVIRONMENTAL, SOCIAL AND SOCIETAL RESPONSIBILITY

Environmental information

	Units	2021	2021
Consumption of energy in kWh (Group)	kWh	23,982,934.84	22,925,587
Including on-site renewable energy	kWh	46,767	

The Group's energy consumption nonetheless increased by 1,284,114 kWh. This is mostly explained by increased activity at the Cagliari teleport, with a portion of the Turin teleport's resources having migrated to the Cagliari teleport. Furthermore, some of our activities

formerly outsourced to partner teleports have been brought back in-house at the Cagliari teleport.

Energy consumption at the Company's headquarters also increased following the return of most employees to the office.

3.4.3.2.2 Breakdown in Eutelsat's CO₂ emissions

The Group assesses the significant items of greenhouse gas emissions over a broader scope, in compliance with Article 173 of France's Energy Transition Act (*Loi de transition énergétique*) and according to the rules of ADEME's carbon audit.

Significant items of greenhouse gas emissions	2021 emissions of CO ₂ equivalent
Diesel (Buildings)	60
Fuel (Vehicles)	74
Refrigerant fluids	370
TOTAL SCOPE 1	504
Consumption of energy	6,128
Consumption of renewable energy (photovoltaic panels)	2
TOTAL SCOPE 2	6,130
Buildings ⁽¹⁾	660
Eutelsat satellite fleet ⁽²⁾	75,709
Waste ⁽³⁾	65
Electronic and IT equipment	1,585
Use of FRANSAT products sold ⁽⁴⁾	117
Employee commuting ⁽⁵⁾	331
Accommodation and Meals	73
Capacity leased on third-party satellites ⁽⁶⁾	9,069
Water consumption	1.5
TOTAL SCOPE 3	87,759
TOTAL	94,147

(1) All the buildings at our sites are amortised for their entire life cycle.

(2) All the satellites in our fleet are amortised over their entire life cycle.

(3) All the waste generated.

(4) FRANSAT products are sold only in France.

(5) All rail and air travel by the Group's employees.

(6) The carbon impact of the satellites we lease as a proportion of the capacity we lease on them.

The Group's Scope 1 emissions increased this year following the inclusion of liquid refrigerants in Scope 1 and the fuel consumption of owned vehicles. This data was not collated in previous years. The Scope 1 CO₂ emissions remain very low and mostly come from the use of liquid refrigerants and diesel, which are essential for the maintenance of our operations and for which no substitutes are available.

The increase in the Scope 2 emissions is explained by the energy consumption at our sites. Numerous measures are in place to reduce energy consumption as seen in Section 3.4.3.2.1.

The perimeter of our Scope 3 has been expanded compared with previous years and the accounting method used for fixed assets is now aligned with that of the ADEME carbon audit. Over 90% of our Scope 3 emissions booked come from our fixed assets and, more particularly, from our satellite fleet. A more detailed Scope 3 evaluation is being studied to identify the emissions of our value chain. Eutelsat is now participating in industry working groups to gain a broader vision of the impact of the sector and determine the actions to be put in place.

In addition, a plan to reduce travel and all the long-term impacts owing to the Covid-19 public health crisis have reduced the impact of business travel.

3.4.3.2.3 Taking into account the impacts of climate change

Since Eutelsat's activity is mainly located in space, the Company has limited exposure to the impacts of climate change.

3.4.3.3 Protection of biodiversity

Eutelsat's activities have little impact on biodiversity. However, several initiatives have been conducted in this field.

Most of the agricultural land owned by Eutelsat at the Paris-Rambouillet teleport site is leased to a farmer who, in 2021, obtained Organic Agriculture certification delivered by the Departmental Directorate of Territories (DDT) and recognised by the French and European authorities.

3.4.4 European Green Taxonomy

Pursuant to the European Regulation 2020/852 of 18 June 2020 on the establishment of a framework to facilitate sustainable investment in the European Union, and its appendices, as well as the Commission Delegated Regulation of 6 July 2021, businesses that are required to provide a Non-Financial Performance Statement have an obligation to publish key performance indicators such as the share of their turnover, their capital expenditure (CAPEX) and their operating expenditure (OPEX) from services associated with those economic activities that can be considered sustainable under the Regulation and for this year, under two climate change related objectives: climate change mitigation and climate change adaptation.

The European Commission's approach is evolutionary. It is the industries responsible for the highest greenhouse gas emissions that were the first to be targeted by its regulations. Accordingly, the telecommunications sector's activities are not included in the scope of the European green taxonomy under the Commission's delegated regulation. Therefore, Eutelsat's activities are not eligible for the European green taxonomy regulation.

However, the evaluation of the eligibility of each sector is likely to undergo changes as a result of the Commission's work, and it will be important to keep an eye on future developments.

3.5 Social information

3.5.1 Employment

3.5.1.1 Workforce

The Group's headcount remained stable: 1,171 employees at 31 December 2021 (versus 1,171 in 2020).

Within the Group, there were more than 148 new hires. This recruitment was in anticipation of forthcoming retirement departures and to support the transformation of the Group.

The Group's subsidiaries in France, Italy, Mexico and the Middle-East account for close to 84% of the workforce.

Eutelsat S.A. prepares an annual social audit report summarising the key data in a single document. This provides a high-level overview of the Company's performance in this area. The social audit report is prepared with reference to the calendar year.

Breakdowns of the workforce by gender, age and geographical area can be found in the social indicator tables in Section 3.8.1.

	Units	2021	2020
TOTAL WORKFORCE	PERSONS	1,171	1,171
Men	persons	776	775
Women	persons	395	396

3.5.1.2 Vocational integration of young adults

Eutelsat is conscious of the need to include young adults in the world of work, particularly within an economic environment which has been negatively impacted by the public health crisis. This is why the Group continued to recruit under its internship and work/study programme in 2021. Eutelsat thus hired more than 30 people on internship contracts during 2021 and 61 people under 25 years of age were recruited on either temporary or permanent employment contracts. 29 students also carried out a work/study assignment within the Company in 2021.

At the end of 2020, the Group launched a recruitment campaign dubbed "Job Booster". This recruitment campaign is to help young graduates find their first jobs in this difficult context. It has enabled the Company to benefit from the hiring of more than thirty young graduates who will participate in Eutelsat's dynamism and transformation.

3.5.1.3 Compensation

Employee compensation comprises a fixed salary, a possible bonus and an LTIP ("Long Term Incentive Plan").

The performance criteria used to calculate bonuses are correlated with the performance of the Group or its departments and have been harmonised across the Group and its subsidiaries.

3 CORPORATE ENVIRONMENTAL, SOCIAL AND SOCIETAL RESPONSIBILITY

Social information

The LTIP is based on both quantitative financial and CSR criteria, to reflect the growing importance of sustainable development (e.g.: taking into account gender diversity within the Group and the proportion of women within Eutelsat).

Eutelsat S.A.

A corporate savings plan (PEE) was established within Eutelsat S.A. in July 2000: the plan distributes significant sums on top of compensation as part of an incentive and profit-sharing plan.

Employees who so wish may save up to 5,000 euros per year in the corporate savings plan (PEE). Eutelsat tops this up with an employer contribution of up to 2,170 euros.

3.5.2 Quality of life at work

As a state-of-the-art technology company operating in a global market, Eutelsat is committed to creating an international corporate culture, uniting employees around the idea of shared practices and values, attracting and retaining talent and ensuring good working conditions. The role of women in the Company and the reframing of the concept of disability are amongst the priorities of the HR management policy.

The Group is highly culturally diverse, with employees from 47 countries across five continents at end-2021. Four nationalities are represented on the Board of Directors. As of 31 December 2021, 47.22% of the Group's total workforce (i.e. 553 of the total 1,171 employees) was located outside France.

To make it more cohesive and maintain its international identity, the Group is implementing a policy built around the:

- ▶ quality of life at work and employee engagement, measured through a survey in 2021;
- ▶ organisation of in-house seminars and webinars, in France and internationally;
- ▶ mobility of French employees across the Group's international subsidiaries.

3.5.2.1 Quality of life at work and employee commitment

At Eutelsat S.A., the action plan to promote gender equality and quality of life at work was published in 2021. It addresses a number of topics with respect to quality of life at work, including work-life balance and the right to log off, echoing the publication in 2017 of a digital tools' usage charter. It is also supported by the elements concerning the right to log off in the supplementary clause to the remote working agreement signed in the summer of 2020.

2020 saw the culmination of the project to relocate Eutelsat's head office. This project was conducted in cooperation with the employees and numerous experts to ensure a healthy working environment and put the accent on quality of life at work. A brain-storming process on numerous dedicated spaces which had not been present in the former premises was thus launched and enabled Eutelsat to modernize its head office. The quality of life at work thus constituted a key element of this thinking on the organisation of the removal. A number of elements in the Issy-les-Moulineaux premises are thus new to employees, like those relating to catering, or linked to the available facilities. Rest areas were created and a great deal of attention was paid to visual and acoustic comfort, and to ergonomic furniture. Lastly, a high-quality collective canteen was put in place adapted to the needs of employees and offering several catering solutions with different and specific ambiances. In 2021, Eutelsat showcased these spaces dedicated to staff.

Additionally, in line with the French Mobility Orientation Act of 24 December 2019, known as the "LOM", a mobility plan was established at the end of 2020. It inventories and outlines the measures taken with respect to employee travel and introduces several new measures aimed at soft mobility: some tangible, innovative examples include recharging stations for electric vehicles in the car park and the creation of bicycle repair workshops. Furthermore, notably following the mobility plan published in 2020, a carpooling working group was set up. This project was pursued within the framework of an action plan drawn up in 2021 through which Eutelsat informed its employees that it wished to initiate an experiment, thanks to the "Tous Covoitureurs" carpooling project in partnership with Klaxit. This consisted of making the free carpooling app available as of the beginning of 2021, with the costs linked to the service for carpooling passengers being covered by a budget ringfenced for the programme, the drivers remaining nonetheless remunerated. This is a full-scale trial to test the potential employee interest in this scheme deployed via a dedicated app.

In France, an agreement had been successfully negotiated in 2018 on working time accounts (*compte épargne temps* or CET) with the first such accounts being created in 2019. These allow employees to personally manage their leave to tailor their time off to their needs. This agreement puts into effect the desire of the social partners to provide employees with effective measures to help improve their quality of life at work.

For the Group, a key area in improving quality of life at work has been the introduction and roll-out of remote working, initially in Mexico and Italy, and subsequently in France. This has been followed by other countries like Russia and our subsidiary in Dubai. Since the establishment of remote working, some regions have even seen their mechanisms broadened or made more flexible in a spirit of trust and a culture of performance.

In France, an agreement was signed in 2019 making it possible to establish a specific system to support employees facing personal emergencies as much as possible: the gifting of time off.

This system reflects the spirit of unity, solidarity and mutual support shown within a working community and is wholly in line with Eutelsat's values and specifically those of respect and team spirit.

To step up the support provided to carers, at the end of 2019 discussions began on how to support family caregivers. These have been initiated and should bear fruit in 2022. Along the same lines, discussions were conducted in Italy in 2020 and 2021 on establishing a similar system and specifically on promoting solidarity and the Group's values. Discussions are underway with the unions and, following this consultation period, the project will be deployed by the end of 2022 within the Italian entities.

As part of an effort to prevent psychosocial risks, an external hotline (Stimulus service) enables Eutelsat S.A. employees to reach out to a hotline manned by certified clinical psychologists.

The Company's values, a driver of employee engagement

The Ethical Charter published in 2018 underlines the Company's mission and key values as well as its commitments to its clients, partners and employees. The One Eutelsat programme, rolled out since the previous financial year to 200 Group employees across all the subsidiaries, has mobilised all managers, including the members of Executive Committee. A driver of employee engagement, this programme has made it possible to unite those employees around the Group's shared values and strengthened their management skills by emphasising professional behaviour, emotional intelligence, managerial kindness and human capital. Training workshops are held to communicate and share these values with all Group employees.

The Group is pursuing the ONE Talk initiative aimed at communicating the Group's strategy and actions undertaken by the Group's key divisions to all employees. External contributions are also invited to some sessions to share their insights on the strategic business themes. During the last financial year, thirteen sessions were held bringing together several hundred employees at each event.

In addition, to inform and establish a regular dialogue with employees, webinars hosted by the Group's Chief Executive Officer are organised on a monthly basis.

The engagement of employees and their satisfaction at work is regularly measured. A Bloom At Work survey was launched on 18 June 2021, supplemented on 21 July 2021 by the Denison survey relating to the business culture which recorded a participation rate of 67%.

3.5.2.2 Talent identification, development, and retention

In early 2020, a new "Talent Review" process was rolled out following on directly from the Rising Star programme for high-potential executives conducted over two financial years.

This process is supported by the Group's Human Resources Information System, covers all countries and teams, and instils a "bottom-up" approach that enables interaction by team/department, and then at Group Executive Committee level.

This process aims to:

- ▶ identify, develop, and retain a talent pool (high potentials and "key experts");
- ▶ feed into the Group's succession plans;
- ▶ facilitate SWOT analyses of organisations and draw up resulting action plans to manage skills (training, recruitment, partnership) and optimise organisations and business processes.

The talented individuals identified during this process have benefited from a Mentoring programme, support for their development plans and from their line managers but also the Executive Committee, all of whom take a particular interest in their career development.

Other actions benefiting all employees have been further developed over the years, such as a long-term employee loyalty plan for around 30 Group employees.

Furthermore, Eutelsat has expanded its social media presence to build and enhance other ties with employees and more broadly with people who are interested in its business.

3.5.2.3 Work organisation

3.5.2.3.1 Collaborative innovation

Eutelsat is working towards digital transformation, which helps to bring together the Company's cultures, processes and tools under the One Eutelsat programme.

Eutelsat Insider, the Group's intranet portal, saw a 15% increase in the number of visits this year, with 750 people per day *versus* 500 in 2020, and is establishing itself as a key information and collaborative tool for employees. Via a single entry point, this portal gives employees access to business tools which are now standardised, along with useful practical information and documents. The change in digital uses this year saw the ergonomics further developed as well as some of the functionalities of this tool to respond more effectively to user needs, more space now being given to editorial content addressing employees' daily lives. The Group's intranet portal, launched in 2019, benefited from modernisation during 2021, enabling the visibility of the new premises to be reinforced but also giving pride of place to new recruits and also promotions and internal mobility.

Within the framework of the different lockdowns, collaboration and awareness-raising initiatives were realised (e.g. webinars on the digital tools). Seminars on hybrid working were organised for managers.

The One Lab space was also launched in 2021, enabling the organisation of collaborative and creative work sessions to promote innovation. This space also permits the organisation of exchanges with key innovation players.

3.5.2.3.2 Working time arrangements

Eutelsat complies with the International Labour Organisation (ILO) rules on working time arrangements. Moreover, the Group's management ensures that all subsidiaries, both in France and abroad, comply with local labour laws, including those relating to working time.

At Group level, the statutory 40-hour week applies to 98.5% of the Group's employees. In France, where 52.78% of the Group's employees are based, the management applies the statutory 35-hour week for non-managerial staff who represent 10.47% of the workforce. The vast majority (89.53%) of employees hold management positions and benefit from an average package of 212 working days per year, allowing for more flexibility in the way they organise their schedules. Employees benefit from six weeks of paid leave. Managers also enjoy 13 days of RTT (Reduction of Working Time).

Several working time agreements have been signed with employee representatives, including the Working Time Account agreement of 2018 and the remote working agreement, signed in 2018 and which was the subject of a supplementary clause in 2020.

The subsidiaries have a policy of paid leave that complies with the labour laws and regulations in the countries in which Eutelsat operates. Some offer additional leave provisions and benefits.

3 CORPORATE ENVIRONMENTAL, SOCIAL AND SOCIETAL RESPONSIBILITY

Social information

Well beyond the technical aspects, remote working (see Section 3.5.3.2) is an integral part of the corporate plan to foster a culture of performance and accountability amongst team members. Employees are able to contribute to new ways of sharing work between the office and home. It was with these principles in mind that a supplementary clause to the remote working agreement was

signed with the social partners in France in July 2020, to adapt to the current issues concerning work organisation. Furthermore, this remote working agreement has borne fruit by facilitating, at the end of various lockdowns during 2021 linked to the public health crisis, a progressive return to the office for all employees.

3.5.3 Labour relations

The Group's management strives to maintain a productive social dialogue for the well-being of its employees worldwide and above all to ensure ongoing compliance with local practices in the countries in which it operates. The Group's HR Department looks to harmonise practices and schemes across countries with a view to strengthening the "One Team" spirit, a value reaffirmed within the Group.

3.5.3.1 Organisation of the social dialogue

For Eutelsat, social dialogue and maintaining a positive social climate are very important, as demonstrated by the ongoing dialogue between the social partners.

At its main subsidiary Eutelsat S.A., the Group fully respects freedom of association and promotes social dialogue through collective bargaining. Following the rulings in September 2017, Eutelsat's social partners agreed to extend the existing mandates for another year. A works committee (French CSE) was set up following the election of employee representatives in November 2018. In 2019 and 2020, the Company showed its ability to develop social dialogue with these new bodies and to implement their new role, which was notably the subject of an agreement in 2018.

Eutelsat S.A. has implemented an agreement on trade union rights governing, in particular, relations between the social partners. During 2021, meetings with the union representatives were aimed at revisiting and modernising this agreement. The Company Intranet, where company-level agreements are accessible, is also a communications tool on these matters. In addition, meetings are organised around the annual and half-year results to recap on the highlights for the period and present the results to Group employees.

In addition and by way of example, during 2021, an "HR Portal" was rolled out to centralise and inject a new dynamism into all the useful information for employees (articles, job mobility opportunities, new recruits, fact sheets). The teams responsible for the project were aware of the comments made by the elected representatives and organised a workshop to work together on improving this communication tool.

Eutelsat S.A. was also invited by the elected representatives to join forces on the implementation of a platform on which to post press articles and give access to various training modules: "Tout Apprendre". The Company contributed to this initiative and participated financially in its deployment alongside the elected representatives.

A co-construction initiative has been established with all stakeholders, notably via joint working groups on key issues. The measures linked to the return to the office within the framework of the Covid-19 pandemic were thus co-constructed with the employee representatives, the players demonstrating a real maturity in social dialogue and health/safety matters.

Beyond being a channel for communications and dialogue, the Intranet portal available to the whole Group represents a means of changing working practices against the background of the digitalisation of the Company. Lastly, access to MyHRPlanet for all employees dating back many years enables the Group to count on a reliable tool which is familiar to employees. It improves the transparency of most of the HR processes, like the inputting of targets, performance and the granting of bonuses. It also offers every employee the opportunity to express their needs in terms of training or their wish for internal transfers. Available from the Group's intranet portal, this is a powerful tool in support of integration and social dialogue, while enabling employees to monitor and manage their careers.

3.5.3.2 Collective agreements

This section mainly concerns Eutelsat S.A., whose collective agreements are published on the Company's Intranet.

Eutelsat S.A.'s social partners emphasise corporate social responsibility:

- ▶ "Mid-career" interviews are held annually with employees who wish to conduct an audit of their experience and skills, and support their mobility aspirations.
- ▶ In 2018, two agreements on (i) working time accounts (CET) and (ii) remote working were signed and have been rolled out within Eutelsat S.A. since 2019. Similar remote working arrangements have also been implemented in various subsidiaries, e.g. in Italy.
- ▶ In 2019, the social partners signed an agreement governing the gifting of time off between employees, defining the arrangements and rules of application both for Eutelsat and for the employees who are giving and receiving. This agreement reflects the spirit of unity and solidarity in support of employees facing family emergencies.

Regarding professional gender equality, a review of the recommended measures is conducted annually and presented to the employee representatives.

3.5.4 Health, safety, and well-being in the workplace

With the exception of the teleports, the Group's activities are carried out in office buildings. As a result, most employees are not exposed to any specific health and safety risks.

3.5.4.1 Health and safety conditions

In France, the Comprehensive Risk Assessment Document (DUERP) lists the risks and is updated annually by the safety department at the Issy-les-Moulineaux sites and the Paris-Rambouillet teleport. This Document has a specific procedure for dealing with work-related stress risks and is available on the Company's Intranet. Not only was it updated three times during 2020 in response to the Covid-19 pandemic, this Document was also comprehensively revised for the Issy-les-Moulineaux site in early 2021 following the move. This pandemic was also an opportunity to express the "One Team" value through the help provided, in 2020, to Group companies located in areas in which the virus was spreading (shipping masks, hand gel, etc.).

The Comprehensive Risk Assessment document is an integral part of this risk-prevention policy. Eutelsat has registered no priority 1 risks and works in close cooperation with the employee representatives to mitigate the criticality of the priority 2 and 3 risks.

Details of the actions carried out in the various areas associated with employee health and safety can be found below.

Health

Eutelsat S.A. (France) has established a guaranteed health and retirement programme for all its employees, particularly through health and life insurance schemes in addition to supplementary retirement benefits. Eutelsat S.A. offers employees over 50 years old a complementary full medical check-up every three years. A medical centre specialising in prevention carries out health checks intended to avoid serious ailments caused by occupational illnesses by means of high-end medical services. It also offers lifestyle advice designed to minimise the negative impacts associated with factors such as inappropriate diet, sleep problems and stress. A special programme is in place for controllers.

Travel

There is a special process for foreign travel, with graded levels of approval depending on the country risk assessment, and membership of a foreign support team. Employees receive general training on travel risks with additional training as required for specific country risks.

3.5.4.2 Electromagnetic waves

The subject of exposure to electromagnetic waves is also part of the environmental risks. The World Health Organisation (WHO) has commented on this issue as follows:

"WHO, through the International EMF Project, has established a programme to monitor the EMF scientific literature, to evaluate the health effects from exposure to EMF in the range from 0 to 300 GHz, to provide advice about possible EMF hazards and to identify suitable mitigation measures. Following extensive international reviews, the

International EMF Project has promoted research to fill gaps in knowledge. In response national governments and research institutes have funded over 250 million U.S. dollars on EMF research over the past ten years.

While no health effects are expected from exposure to RF fields from base stations and wireless networks, research is still being promoted by WHO to determine whether there are any health consequences from the higher RF exposures from mobile phones⁽¹⁾."

To protect Eutelsat teleport employees in France from potential undesirable exposure to electromagnetic waves, the Company takes the various precautions listed below:

Tests and access to facilities

- ▶ Periodic tests measuring radiation and its impact are carried out at the Paris-Rambouillet teleport. The most recent tests were completed in 2019.
- ▶ All antennas at the Paris-Rambouillet teleport are tested in accordance with ESVA (Earth Station Verification and Assistance) to ensure the quality of the facility and detect any incidences of radiation exceeding the acceptable norms. As a standard part of every ESVA activity, antenna radiation patterns are measured. This allows for corrective actions to be taken in response to any installation shortcomings (such as excess surface mechanical tolerance, etc.). A radiation pattern is used to determine the maximum permissible EIRP (Equivalent Isotropic Radiated Power) spectral density, which may not be exceeded by any transmission originating from the station being tested. Eutelsat establishes standards to ensure compliance with national and international (i.e. ITU) radio frequency regulations.
- ▶ Access to potential high-risk exposure installations (limited number of antennas close to the ground) is strictly controlled by fences or marked with signage on the ground.

Awareness-raising and training

- ▶ All employees working on antennas are informed of the potential exposure risks.
- ▶ Training of new recruits at several sites;
- ▶ Training of Local Safety Teams at several sites;
- ▶ Fire drills at several sites.

The other teleports in Italy, Mexico and Portugal have implemented similar procedures.

3.5.4.3 Employee representation on health and safety matters

In France, the employee representative body responsible for health, safety and working conditions is the SSCT Committee, an integral part of the CSE. It is the Company's main point of contact for such matters. The SSCT Committee meets various times during the year and at least once a quarter. Its powers and role are set out in the agreement on the transformation of social dialogue – Agreement on the functioning of the Social and Economic Committee, signed in 2018.

(1) https://www.who.int/topics/electromagnetic_fields/fr/ - https://www.who.int/health-topics/electromagnetic-fields#tab=tab_1.

3 CORPORATE ENVIRONMENTAL, SOCIAL AND SOCIETAL RESPONSIBILITY

Social information

In Italy, in-house union representatives, known as RLS ("rappresentante dei lavoratori per la sicurezza") are responsible for issues relating to employee safety. An employee is also responsible for the safety of installations and for the mandatory health and safety training of all employees. This employee is called the "Preposto alla sicurezza". Lastly, the HR team arranges regular medical check-ups for employees.

Within the Group, 83.77% of the staff are employees of entities benefiting from an employee representative body. This is the case in France, Italy, Mexico, Russia and Jordan.

3.5.4.4 Accidents at work and occupational illnesses

In 2021, 6 occupational accidents were recorded throughout the Group, all of which in France, representing a total of 126 days of absence following three of these accidents.

One occupational illness was recorded in the Middle-East region.

	Units	2021
Frequency rate	Number	1.43
Gravity rate	Number	0.06
Absenteeism rate ⁽¹⁾	%	1.87

(1) 98.3% of the Group's consolidated scope.

3.5.5 Training and career management

3.5.5.1 Skills enhancement

To remain competitive, the Group offers employees training programmes that allow them to become more effective in their daily work, or to build new skills that will enable them to remain abreast of developments in the Group's businesses. To this end, despite the situation of public health crisis, Eutelsat S.A. heavily invested in employee training in 2021⁽¹⁾ with a wide range of disciplines and themes covered, reflecting the challenges facing the Group.

Training sessions focused on:

- ▶ regulatory and technical aspects of satellite communications or data processing systems;
- ▶ management (hybrid working mode);
- ▶ safety (Crew Evacuation, Workplace First Aid Representative), project management (ITIL);
- ▶ living languages, particularly English and French for non-native speakers;
- ▶ support functions: human resources, finance, law;
- ▶ IT tools.

All new hires were also given training in anti-corruption and compliance. Furthermore, special personal data protection and cybersecurity training modules were made available (see Section 3.2).

The Group is reinforcing digital initiatives with the launch of a trial in 2021 with the ELearning Docebo platform for Operational staff. In 2022, this successful trial will lead to a wider roll-out of the tool to all employees with, notably, access to training modules selected for their relevance including on-line courses, MOOC modules, e-learning, blended learning, etc. This will enable training for all employees and more effective monitoring of the training plans for individual employees.

Thus, in 2021, more than 38.96%⁽²⁾ of the Group's employees received training.

Number of hours of training	Units	2021
Group total	Hours	6,716
Eutelsat S.A. ⁽¹⁾	Hours	4,777

(1) The total number of hours of training does not include the hours of cybersecurity and anti-corruption training for Eutelsat S.A. as these are booked separately. More than 900 hours of cybersecurity training have been carried out.

Number of hours of training per employee trained	Units	2021
Group total	Hours	14.76
Eutelsat S.A. ⁽¹⁾	Hours	17.83

(1) The number of hours of training per employee does not include the hours of cybersecurity and anti-corruption training for Eutelsat S.A. as these are booked separately. 369 employees have been trained in cybersecurity.

3.5.5.2 Careers and mobility

In France and in every country where Eutelsat operates, annual performance interviews are conducted by managers with the support of the HR computer system. A professional development interview has also been established which must take place on an annual basis and may be conducted in parallel with the annual performance review. These interviews are designed to support employees in their desire for mobility and skills development.

In France, Eutelsat S.A. has implemented a "Career Review" interview which takes place after six years of service with the Company. A jobs board has been created with the support of the HR computer system, allowing for all vacancies to be posted immediately on the Intranet. Any internal candidate who applies is interviewed. Internal job opportunities are also specifically featured on the updated Intranet with a view to reinforcing their visibility across the Group.

(1) Share of the payroll allocated to training at Eutelsat S.A.: 2%.

(2) The percentage does not include cybersecurity and anti-corruption training at the level of Eutelsat S.A.

3.5.6 Diversity and equal opportunities

3.5.6.1 Gender equality

The representation of women within the business and gender equality are priorities for the Company, and the Executive Committee has tackled these issues to make progress in this area. The percentage of women in the Group is 33.2%. The 2023 targets are 1% more women in the Group compared with the 2020 baseline, and 5% more women in the Group's top management (top 100); this is one of the criteria for the long-term variable compensation agreed in November 2019. The plan supports measures pertaining to paternity leave, which have been rolled out across a number of countries (Italy, Singapore, Dubai, Mexico), actions to raise awareness of and combat cognitive biases for employees and managers, along with educational efforts carried out in partnership with NGOs (CGénial Foundation, Junior Achievement).

Eutelsat S.A. scored 89/100 in the professional equality index⁽¹⁾. This score recognises the gender equality policy deployed in recent years.

In France, a new action plan to promote gender equality and quality of life at work was established at the end of 2021 to be rolled out in 2022. It follows on from the previous action plan dating back to 2020 and covers access to employment, promotion, effective compensation and work-life balance. Targets and indicators have been set for each of these priorities. The Gender Equality Committee meets at least once a year to monitor this action plan.

A special budget is set aside for salary adjustment schemes. The taking of paternity leave is also encouraged. Since 2009, Eutelsat S.A. has been topping up the daily indemnities paid to fathers by the social security system, in order to maintain compensation levels. Since July 2021, Eutelsat has implemented the new paternity leave modalities foreseen by the French government, while bearing in mind its actions deployed internationally.

Data on employment, training and compensation by gender can be found in the social indicator table at the end of this Document.

In Italy, Eutelsat has been a member of the Valore D association since 2019. This association of 200 companies promotes diversity and an inclusive culture in companies and organisations. Belonging to the Valore D network enables companies to position themselves as a powerful and influential voice on diversity and inclusion, and gives access to a network composed of international companies which are already committed to diversity and inclusion, thereby facilitating successful collaboration. This has notably been exemplified through the various inter-company mentoring projects offered since 2019 and in which Eutelsat has participated. To pay tribute to the very good results obtained by the Company, Eutelsat was invited to take part in a special mentoring programme in partnership with the company Sanofi.

Within the Group, a paternity leave scheme has also been put in place designed to give new fathers time to help out around the home. In a number of countries, the Group offers new fathers additional days

of leave on top of the statutory provision. In Italy, for example, the Company grants an additional five days, bringing total paternity leave to 12 days. In Mexico, paternity leave has now been doubled to 10 days.

3.5.6.2 Employment and integration of people with disabilities

The Group employs 17 people with disabilities (compared with 16 in 2020), four of whom at Eutelsat S.A.

Eutelsat also seeks to find other jobs within the Company for employees who are deemed unfit for their existing positions. The Company also works with recruitment agencies that are aware of disability issues on the vocational integration of people with disabilities.

Eutelsat S.A. contributes a portion of the apprenticeship tax collected to institutions that focus on promoting education for people in need of a second chance or on integrating people with disabilities.

The initiatives on disability have mostly focused on a study of the action to be taken notably to raise employee awareness of the different forms of disability. It is with this in mind that, in consultation with the employee representative body responsible for health, safety and working conditions (SSCT Committee), a Disability Correspondent was appointed at the end of 2021. During 2022, the Disability Correspondent will benefit from targeted training to enable them to assume their full role. This training is notably aimed at clearly identifying the different challenges and key players so as to support employees with disabilities more effectively and further raise the awareness of all employees. Communication, awareness-raising and the involvement of all the stakeholders will thus be addressed as an integral part of this training.

Thanks to these commitments, the actions studied in 2021 will bear fruit during 2022. Eutelsat S.A., ringfences a portion of its funds collected in respect of the apprenticeship tax to organisations whose core business is promoting training for persons requiring a second chance and enabling vocational access to persons with disabilities.

3.5.6.3 Combating discrimination and encouraging diversity

The international and multicultural context together with compliance with local regulations have led Eutelsat to emphasise skills and diversity, eliminating all forms of discrimination from its HR management processes. Particular attention is paid to these points during the recruitment process.

Diversity and, in particular, multiculturalism are key factors in Eutelsat's success.

(1) Results of the professional gender equality index relating to 2021, published on 1 March 2022.

3 CORPORATE ENVIRONMENTAL, SOCIAL AND SOCIETAL RESPONSIBILITY

Outsourcing and relationships with suppliers

3.5.7 Respect for the fundamental conventions of the International Labour Organization (ILO)

All Eutelsat subsidiaries comply with the ILO's conventions and principles in countries where these fundamental conventions apply.

3.5.7.1 Respect for freedom of association and the right to collective bargaining

All Eutelsat subsidiaries have stated that they are in compliance with all regulations regarding the right to collective bargaining in the countries in which they operate.

The Group observes strict political, religious, and philosophical neutrality. The Group makes no financial contributions to political candidates, elected political representatives or political parties. Employees are allowed to participate in political activities in their own right, outside company premises and without using the Group's corporate image to support their personal beliefs. These principles are applied with due regard for the individual freedom of expression of employees and their representatives.

3.5.7.2 Fight against labour discrimination

The Group respects the principles outlined in the ILO conventions.

3.5.7.3 Elimination of forced labour

All Group subsidiaries comply with the principles outlined by the ILO.

3.5.7.4 Prohibition of child labour

All Group subsidiaries comply with the principles outlined by the ILO.

3.6 Outsourcing and relationships with suppliers

Given the highly technical nature of Eutelsat's business, the Group works with a limited number of major suppliers or subcontractors to manufacture and launch its satellites. In addition to procuring satellites in accordance with French space law, these main suppliers, who are mainly located in Europe and the United States, are required to meet high standards of social responsibility.

As for the procurement policy for products and services, the Purchasing Department at the Group's headquarters ensures that its key suppliers have implemented a policy that addresses the social and environmental issues: to reach this goal, a supplier charter is in force which our suppliers must respect. All suppliers must adhere to this charter to be eligible for inclusion in Eutelsat's approved list of suppliers.

Supplier control principles and procedures are applicable to the entire Eutelsat Group, as are environmental and social clauses, which are however adapted to local regulations.

All employees who deal with our suppliers are specifically educated and trained on risk issues.

All buyers under permanent contracts have completed an awareness-raising session on responsible procurement and must account for their purchasing practices in their annual performance objectives based on CSR criteria.

Calls for tender include a commitment to respect the ethical charter. Procurement contracts always contain clauses requiring compliance with regulations, including a ban on the employment of non-registered staff and the fight against corruption. For suppliers of product, the product description sheet is usually attached or provided on request.

Furthermore, in compliance with the Sapin II Act, stricter controls have been instituted.

All suppliers must undergo preliminary checks before being included in the supplier databases:

- Suppliers are established on a centralised basis by the Group's Purchasing Department.

- Verification of suppliers is carried out before their registration, on the basis of a dedicated questionnaire and the "World-Check" process.
- The evaluation and classification of supplier risk is carried out according to a set of criteria (supplier's activity, country in which the company is registered for trading, etc.) defined jointly with the Legal Affairs Department based on the recommendations of the French Anti-Corruption Agency's (*Agence française anticorruption* – AFA).
- High-risk suppliers are reviewed and cleared by the Compliance Committee, or even by the Executive Committee in the event of a particularly high risk.
- High-risk suppliers are subject to reinforced monitoring.

For existing suppliers:

- All suppliers with whom Eutelsat already has a relationship are subject to a full assessment when Eutelsat is considering entering into a new contract or renewing an existing contract with them, or when a significant change concerning the supplier is identified.
- In the case of high or particularly high risk, existing suppliers must be audited every two years. For a low or moderate level of risk, these checks take place every three years.

Furthermore, for business introducers/agents, a validation process is in place, starting with the submission of a written requirement validated by the Chief Commercial Officer, followed by the completion of an internal and external questionnaire for the agent, prior to the due diligence procedure entrusted to a specialist service provider.

After receiving the service provider's opinion, the Eutelsat Compliance Committee determines whether to authorise or refuse the contract with the business introducer.

For business introducers who are renewed, a lighter due diligence is requested every two years.

As with business introducers, lobbyists are also subject to a separate due diligence procedure with the assistance of a specialised service provider and on the basis of a decision by Eutelsat's Compliance Committee.

3.7 Human rights actions

3.7.1 Human rights

Eutelsat is committed to respecting human rights in the countries where the Group operates, in particular the Universal Declaration of Human Rights, the International Labour Organisation's fundamental conventions and the United Nations Guiding Principles for Business and Human Rights.

Since 2019, Eutelsat has abided by the ten principles of the United Nations Global Compact.

As part of its General Terms and Conditions of Sale, Eutelsat has incorporated a provision requiring each party to the contract to ensure that they comply with applicable laws and regulations on child labour and fundamental human rights.

3.7.2 Media freedom

In view of its strategic position in the radio and broadcasting market, and although it acts as a simple technical intermediary (Eutelsat makes its satellite capacity available to its customers), the Company is regularly confronted with complex situations in which the fundamental principles of freedom of information, independence and media pluralism are often contravened by attempts, often on the part of foreign States, to impose forms of information regulation informed by values that are different from those prevailing in Europe.

Even within the European Union, the rules applying to the media are currently very different between Member States. In the specific case of satellite broadcasters like Eutelsat, if two EU countries do not agree on the broadcasting of a television channel, it is technically impossible for the operator to cover only one of the two countries. Satellite beams are not wedded to national borders and generally extend across very wide areas. For satellites dedicated to the broadcasting of television channels like Eutelsat's HOTBIRD, the cover is European or nothing. This situation thus further reinforces the need for a single, consistent response at European level.

This is why, in March 2022, Eutelsat submitted to the European Commission, a substantial contribution in response to a public consultation on the topic "Preserving media freedom and pluralism in the internal market" with a view to the adoption of a future European Media Freedom Act. Eutelsat is very much in favour of increased convergence for the decisions taken by Member States, i.e. recourse to a legislative instrument supported by a reinforced network of independent media regulators at EU level with the establishment of common principles applicable within the national procedures. Using the current European network of independent media regulators (ERGA), potentially strengthened by the granting of additional powers and resources, would also be a move in the right direction.

The complete text of Eutelsat's contribution can be consulted at the following address: https://ec.europa.eu/info/law/better-regulation/have-your-say/initiatives/13206-Safeguarding-media-freedom-in-the-EU-new-rules/F2946573_en

3.7.3 Combatting intentional interference

Jamming is defined as interference on Eutelsat's satellite networks which is clearly deliberate and is aimed at disrupting or even preventing the broadcasting of certain TV channels. By definition, deliberate interference is a violation of freedom of information.

Eutelsat constantly monitors incidents of intentional interference, identifying their origins (if possible) and the channels affected. The Group is a member of the Satellite Interference Group (SIG), whose mission is to maintain interference at its lowest level. In this context, Eutelsat uses the "Carrier ID" (CID) system, an embedded code containing information, which allows satellite operators to quickly and easily identify the source of the transmission causing interference. In conjunction with representatives of this organisation and of the GVF, Eutelsat is examining the measures to be adopted against deliberate interference, which must be based on a better geolocation of the signal's origin and on the creation of a repository containing all relevant data on this subject.

Intentional interference is also considered illegal under Article 45 of the Constitution of the International Telecommunications Union (ITU) and Article 15 of the Radio Regulations. This is why the ANFR systematically files complaints with the ITU authorities against countries in which the jamming operations originate. In 2021, on several occasions, Eutelsat again had to ask the ANFR to file such complaints.

Furthermore, Eutelsat follows up on issues regarding the protection of intellectual property rights, in particular the broadcasting of content by "pirate" channels. Since March 2014, the Group has been a member of an Anti-Piracy Coalition that brings together key players in the industry (satellite operators, content providers, distributors, advertisers, etc.) in North Africa and the Middle-East (<http://menaapc.org/index.html>), to monitor satellite TV piracy, take all possible measures to stop piracy (systematic notification of breaches to the distributors involved), ensure the sharing of all data and information relating to pirate channels and raise awareness of the consequences of piracy.

3 CORPORATE ENVIRONMENTAL, SOCIAL AND SOCIETAL RESPONSIBILITY

Indicators

3.8 Indicators

The indicators are structured as specified in the French Commercial Code with regard to extra-financial reporting. Correspondence with the data item listed by the GRI standard is indicated when available, as well as a list of the GRI data items published in the Extra-Financial Performance Statement. Some of the indicators in the social section have a broader scope than last year thus comparison between the 2020 and 2021 data is not meaningful. Indicators have been added

in the social and environmental information, and in the ethics and corruption section. The Group's scope 3 for greenhouse gas emissions has been expanded relative to 2020.

NB: other elements of information in the GRI standard (particularly on governance and the risks) are published in this document but are not listed here.

3.8.1 Social Information

Social information (calendar year unless otherwise stated)		2021 Value	2020 Value	Unit	GRI ref.	Scope
Total headcount		1,171	1,171	persons	102-7	
Workforce by gender	Male	776	775	persons	102-8	
	Female	395	396	persons	102-8	Group
Workforce by age ⁽¹⁾	Under 25 years	5.3%	4%	persons	401-1	
	Between 25 and 40	41.5%	39.8%	persons	401-1	
	Between 40 and 60	50%	51.2%	persons	401-1	
	Over 60 years	3.2%	3.4%	persons	401-1	Group
Workforce by geographical area	France	618	578	persons	102-8	France
	Italy	196	135	persons	102-8	Italy
	Mexico	127	133	persons	102-8	Mexico
	Middle East	36	47	persons	102-8	Middle East
	Others	194	103	persons	102-8	Others
Recruitment and departures on permanent contracts ⁽²⁾	Recruitment	148	113	persons	401-1	
	Departures	163	131	persons	401-1	
Turnover rate		14.01		number	401-1	Group
Number of occupational accidents		6	13	number of accidents	403-2	Group
Number of occupational accidents with days of absence		3	3	number of accidents	403-2	Group
Number of days of absence caused by accidents at work		126	39	number of days	403-2	Group
Frequency rate ⁽³⁾		1.43		number	403-2	Group
Gravity rate ⁽⁴⁾		0.06		number	403-2	Group
Absenteeism rate ⁽⁵⁾		1.87	4.12	percentage	403-2	Group
Occupational diseases		1	1	number of diseases	403-2	Group
Hours of training ⁽⁶⁾		6,716	1,431	number of hours	404-1	Group
Percentage of employees trained ⁽⁷⁾		38.86	100	percentage	404-1	Group
Number of hours of training per employee trained		14.76				Group
Equality men/women		Men in 2021	Women in 2021			
	Managerial functions	200	84	persons		
	Non-managerial functions	576	311	persons		Group
	Average salary (in euros)	82,882	66,813	euros		Eutelsat S.A
		254,696	137,066	Mexican pesos		Satelites Mexicanos S.A.A de C.V
		51,500	48,000	euros		Skylogic Italy

(1) Breakdown by age of the employees of Eutelsat America Corp. not available. The percentages indicated have been established based on the ages communicated on the total employees whose ages have been indicated (1,152 employees).

(2) Some of the departures correspond to employee transfers between subsidiaries.

(3) Data between 2020 and 2021 are not comparable due to the change in scope.

(4) Data between 2020 and 2021 are not comparable due to the change in scope.

(5) Data between 2020 and 2021 are not comparable due to the change in scope.

(6) Data between 2020 and 2021 are not comparable due to the change in scope.

(7) Incorrect figure for 2020 which represented all the employees having already received anti-corruption training and not the number of employees trained over the course of the year.

3.8.2 Environmental information

Environmental information (calendar year unless otherwise stated)	2021 Value	2020 Value	Unit	GRI ref.	Scope
Liquid refrigerants	0.2		tonnes	306-2	Group
Paper waste ⁽¹⁾	1.24		tonnes	301-1	Group
Cardboard waste	2.31		tonnes	306-2	Group
WEEE	3.84		tonnes	306-2	Group
Ordinary Waste	63.78		tonnes	306-2	Group
Metals waste	1.65		tonnes	306-2	Group
Water consumption	11,623	15,737	m ³	303-1	Head office + sites with teleport
Electricity consumption	2,405,657	2,178,878	kWh	302-1	Eutelsat S.A. head office
	9,813,421	9,606,820	kWh	302-1	Paris-Rambouillet Teleport
	3,585,731	3,611,616	kWh	302-1	Eutelsat Americas
	7,066,334	6,501,033	kWh	302-1	Skylogic (Italy)
	1,158,558	1,027,240	kWh	302-1	Canical Teleport
Consumption of renewable energies	46,767		kWh	302-1	Group
Diesel consumption	26,326	31,840	litres	302-1	Group
Petrol consumption	21,759		litres	302-1	Group
Floor area of buildings	30,458		m ²		Group
Greenhouse gas emissions ⁽²⁾	6,632	5,684	tCO ₂ eq.	305-1,2,3	Group (scopes 1+2)
Greenhouse gas emissions excluding satellite missions	9,369	10,495	tCO ₂ eq.	305-1,2,3	Group (scopes 1+2+3 excluding satellites)
Greenhouse gas emissions including satellite missions	94,147	122,496	tCO ₂ eq.	305-1,2,3	Group (scopes 1+2+3 including satellites)

(1) Paper and cardboard waste were regrouped under a single indicator last year. For the purposes of precision, we have shown them separately for this financial year.

(2) The scope 1 measurement was partially realised for the previous financial year.

3.8.3 Societal information

Societal and ethical information (calendar year unless otherwise stated)	2021 Value	2020 Value	Units	GRI ref.	Scope
Meetings of the Group Compliance Committee	6	5	number	205.1	
Number of alerts	2	3	number	205.1	
Number of internal investigations	2	2	number	205.1	
Number of employees trained in anti-corruption ⁽¹⁾	1,171	1,047	persons	205.1	
% of employees trained in anti-corruption	100%		percentage	205.1	Group
World-check verifications ⁽²⁾	2,137	1,519	number	205.1	
Number of employees trained in cybersecurity	360		persons	205.1	
Number of employees trained in personal data protection ⁽³⁾		19	persons	205.1	
Number of entities/sites with an active DPO ⁽⁴⁾	3	6	number	205.1	

(1) This figure represents the Eutelsat employees having received anti-corruption training since their arrival.

(2) Comparison with the previous year's figures is not meaningful as the methods used to identify the third parties assessed changed during the financial year.

(3) The information on this indicator is presented in Section 3.2 "Integrity and ethics".

(4) In correct figure for the previous financial year which represented the number of entities covered by the DPO and not the number of entities with a DPO.

3 CORPORATE ENVIRONMENTAL, SOCIAL AND SOCIETAL RESPONSIBILITY

Note on the methodology

3.9 Note on the methodology

Since 2010 the Group has published an annual report on Corporate Social Responsibility and, since the 2017-18 Financial Year, a non-financial performance statement.

In accordance with Article L. 225-102-1 of the French Commercial Code and Decree No. 2017-1265 of 9 August 2017 implementing

Order No. 2017-1180 of 19 July 2017 on the disclosure of non-financial information by certain large companies and groups of companies, the Group has collected a response for the items that are relevant to its business.

3.9.1 Methodology

Eutelsat's 2021 Non-Financial Performance Statement covers, for the qualitative information, the financial year from 1 July 2021 to 30 June 2022 and, for the quantitative information, the period from 1 January to 31 December 2021, to align this information with the data in the social audit report.

The entire report has been drawn up on the basis of indicators derived from benchmark international standards such as the AA1000 APS (2008), the Global Reporting Initiative (GRI), ISO 26000 and the United Nations Global Compact.

This year saw Eutelsat use the CSR reporting software produced by Tennaxia to ensure the accuracy and consistency of its non-financial performance data and facilitate the steering of its CSR policy. All the contributors have been trained in the use of the software.

Each Group subsidiary has provided some information for the drafting of this report. The section on "social aspects" has been consolidated by the Human Resources Department in the Group's largest subsidiary, Eutelsat S.A., located at the Group's head office in Paris,

France. The information regarding "environmental impacts" primarily reflects input from Eutelsat's suppliers (satellite manufacturers and launch companies). We have also included certain information from the Group's Italian and Mexican subsidiaries and teleports located in Paris-Rambouillet (France), Turin (Italy), Cagliari (Italy), Caniçal (Portugal) and Mexico. Actions against food waste have not been addressed following the Covid-19 health crisis and the transfer of the head office to Issy-les-Moulineaux in October 2021. The "societal" information was gathered mainly through the operating company, Eutelsat S.A., but reflects the picture of the Group as a whole.

With reference to Article L. 225-102-1 of the French Commercial Code, the following topics have been excluded as they are not material to Eutelsat's business:

- ▶ the fight against food waste and food deprivation;
- ▶ a commitment to animal welfare and to responsible, fair and sustainable food.

3.9.2 Scope

This work has been coordinated by the Corporate Communications Department and involves the Group's main departments and subsidiaries: Human Resources, Investor Relations, Institutional Affairs, Legal Affairs, Technical Department, General Services, Finance, Audit and Internal Control, Risk Management and Teleports.

As the Group's main operating subsidiary, Eutelsat S.A. employs the majority of its workforce (52.7%). Information from this subsidiary

is used as an "internal reference" for the Group. For the other subsidiaries included in the scope of consolidation, please refer to Section 5.1 "Simplified Group Organisation Chart" of this Document. Where the information being reported is provided exclusively by a specific subsidiary, this has been specified. The quantitative information in this report refers to the 2021 calendar year (1 January 2021 to 31 December 2021), unless otherwise indicated.

3.9.3 Verification of the report

Every year, in accordance with the regulations, Eutelsat mandates one of its Statutory Auditors, appointed as an independent third party, to verify the compliance of the Non-Financial Performance Statement and the fair presentation of the information contained therein to be included in the consolidated management report. For this year, Grant Thornton is the independent third-party body entrusted with this task.

The verification of the non-financial reporting information was carried out with the entities that contribute the most to the consolidated financial statements. In view of the Covid-19 public health crisis, this verification work was carried out remotely.

1

2

3

4

5

6

7

A





4

Group Risk Factors, INTERNAL CONTROL PROCEDURES AND RISK MANAGEMENT

4.1 OPERATIONAL RISKS 120

4.2 RISKS RELATING TO CHANGES IN THE SATELLITE TELECOMMUNICATIONS MARKET 123

4.3 RISKS RELATING TO CLIENTS 124

4.4 REGULATORY RISKS 125

4.5 FINANCIAL RISKS 128

4.6 INTERNAL CONTROL PROCEDURES AND RISK MANAGEMENT POLICY 130

4.6.1	Procedures relating to the satellite fleet and its operation	130
4.6.2	Procedures for preventing and managing the Group's other operating risks	132
4.6.3	Prevention and management of the Group's commercial risks	134
4.6.4	Management of financial risks	134

4.7 RISKS RELATING TO ONEWEB PROJECT 137

4.7.1	Risks relating to a failure to complete the combination	137
4.7.2	Risk relating to the completion of the combination	137

1

2

3

4

5

6

7

A

4 GROUP RISK FACTORS, INTERNAL CONTROL PROCEDURES AND RISK MANAGEMENT

Operational Risks

Before making an investment decision, investors and shareholders are invited to read all the information contained in this Document, including the risks described below. At the filing date of this Document, the risks described are those for which the Group believes the occurrence is likely to have a significant adverse impact on the Group, its business, financial situation and/or results and outlook, which are important when making an investment decision and which are specific to the Group's activities. This section summarises the main risks that the Group may face in the course of its business. The risks mentioned are for illustrative purposes only and are not exhaustive. These or other risks not identified at the date of the filing of this report, or considered immaterial by the Group at the date of filing of this report, could have an adverse effect on the Group's business, financial position, results or development prospects. In addition, it should be recalled that some of the risks mentioned or not mentioned in this report may be triggered or arise due to external factors, such as risks beyond the Group's control.

Group risks may be divided into five categories:

- ▶ operational risks, including risks linked to the health crisis;
- ▶ risks relating to changes in the satellite communications market;
- ▶ risks relating to clients, including risks linked to the Russian-Ukrainian crisis;
- ▶ regulatory risks;
- ▶ financial risks.

The significance of risks is assessed according to their probability of occurrence and their negative impact in the event of occurrence. It is specified that the risks are understood as net risks. Within each of these categories, risks are ranked in descending order of significance. Finally, it should be noted that the Non-Financial Performance Statement contains a description of the non-financial risks. It should be noted that some of these non-financial risks are – in view of their significance – also included in the risk factors of this chapter.

4.1 Operational Risks

The health crisis

The WHO announced in early January 2020 the discovery of a new coronavirus called Covid-19 whose active circulation has led a significant number of countries to take restrictive measures. In this context, the Group's priority has been to ensure business continuity while safeguarding the health and well-being of its employees and wider communities.

Although the Group's activity demonstrates a certain resilience compared to other industries, a new episode of the Covid-19 crisis, its resurgence, or more broadly any pandemic of the same type could have the following consequences:

- ▶ a decrease in demand and revenues in certain verticals or sub-verticals which are particularly affected by the health crisis, notably Occasional Use, which has been impacted by the postponement or cancellation of sports events, as well as Mobile Connectivity, which is affected by the impact of the crisis on airline traffic and to a lesser extent maritime traffic;
- ▶ difficulties for some of the Group's customers, particularly distributors in the most affected segment, Mobile Connectivity, who may not be able to meet their obligations. To a lesser extent, if a new episode of the health crisis were to last, it could have a lasting impact on the advertising revenues of some of our customers in Broadcast and/or lead to an erosion of the customer bases of pay-TV operators in the absence of sports events;
- ▶ a slowdown in the pace of new business opportunities in a sustainably deteriorating economic environment;
- ▶ late payment and/or non-payment by certain customers, potentially leading to write-downs of receivables;
- ▶ the effect of the crisis on the operations of other players in our value chain, notably satellite manufacturers, launchers and gateway installers, could lead to delays in the entry into service of new satellites. EUTELSAT QUANTUM, KONNECT VHTS, EUTELSAT HOTBIRD 13G and EUTELSAT 10B have therefore seen their entry into service postponed as well as the deployment of the earth stations supporting EUTELSAT KONNECT's operations, resulting in a delay in revenues.

Moreover, if a new episode of the Covid crisis were to lead to a durable downward revision of activity and cash flow generation prospects, this could lead the Group to impair its long-term assets (including its goodwill).

A new episode of the Covid-19 health crisis, its resurgence, or a similar health crisis could thus have a significant negative impact on the Group's business, financial situation, results and objectives.

The satellites operated by the Group may experience failures or malfunctions in-orbit

Satellites are sensitive to the external environment. Once they are in orbit, malfunctions may occur for various reasons and reduce their remaining operating life and/or permanently or intermittently reduce their transmission capacity, which could have a considerable adverse impact on the Group's business, financial situation and results. While the Group considers that its satellite fleet is generally in good working order, some of the Group's satellites have experienced equipment failures and are now operating using their redundancy equipment.

A number of factors can reduce the operational life of a satellite and/or affect its transmission capacity, including:

- ▶ quality defects in the components or equipment on board the satellite;
- ▶ construction and operational defects;
- ▶ excessive fuel consumption to reach the desired orbital position and keep the satellite stationed there or to reposition it to a new orbital position; and
- ▶ damage caused by electrostatic or solar storms or by collision with micrometeorites or space debris.

For example, during the 2019-20 fiscal year, the EUTELSAT 5 WEST B satellite experienced the loss of its southern solar panel, resulting in a loss of power and 55% of the satellite's nominal capacity, with an estimated impact on revenues of between 5 and 10 million euros and a non-recurring cost of mitigation measures, mainly related to the repositioning of the ground antennas, of less than 10 million euros.

In the event of a satellite failure or in-orbit malfunction, the Group may not be able to guarantee continuity of service for all its clients by using redundant equipment or back-up capacity on another satellite, particularly if there is a lack of available satellite capacity suitable for the needs of the customers concerned. Similarly, the Group may not be able to guarantee continuity of service for all customers at that orbital position by successfully launching a replacement satellite or one capable of carrying out the tasks of the defective satellite. In these circumstances, the Group may have difficulty in retaining its customers (who could terminate or renegotiate their capacity allotment agreements) and might not be able to enter into new capacity allotment agreements on satisfactory terms.

Despite the management of this risk through:

- i) an insurance policy that covers both launch + one year insurance for all newly launched satellites and an in-orbit policy for the majority of the existing fleet in stable orbit;
- ii) dynamic management of the fleet and of the deployment plan, which can in certain circumstances allow for the relocation of a satellite to carry out all or part of the mission of a satellite that may have failed,

nevertheless, there remains a significant net risk, as the above-mentioned measures do not cover, for example, the entire loss of opportunity generated by a possible breakdown in orbit or are accompanied by a deductible for in-orbit insurance.

Furthermore, the Group uses capacity on five satellites belonging to third parties, and which are recognised as assets in its consolidated balance sheet: EXPRESS AM6⁽¹⁾, EXPRESS AT1, EXPRESS AT2, EXPRESS AMU1⁽²⁾ are owned by RSCC and ASTRA 2G⁽³⁾ by SES. Furthermore, the Group also leases capacity to Yahsat. In the event of failure or malfunction affecting these satellites, the Group cannot guarantee that it would be in a position to obtain compensation and equivalent available capacity under the same conditions. The Group cannot guarantee that a dispute resulting from such failures or malfunctions would be settled in its favour. The Group may also be exposed to the risk of bankruptcy of the owners of such satellites, which could result in the termination or interruption of its capacity leases. Finally, concerning specifically the satellites belonging to RSCC, in the context of the Russo-Ukrainian crisis, an extension of international sanctions or possible retaliatory measures could put an end to the selling of capacity on these satellites, which generate total annual revenues of 78 million euros. Such situations could lead to a write-down of these assets in the Group's consolidated financial statements and might adversely affect its business, financial situation and results.

The Group might not be able to meet its launch or activation timeframes for new satellites

The Group plans to launch five geostationary satellites (KONNECT VHTS, EUTELSAT HOTBIRD 13F, EUTELSAT HOTBIRD 13G, EUTELSAT 10B and EUTELSAT 36D) before the end of calendar year

2022. The purpose of these satellites is to ensure the continuity of service provided by some existing satellites, increase resources in certain orbital positions, consolidate and develop the Group's service offering and step up the level of security at certain orbital positions. Access to space according to the schedule planned by the Group is a key element of the Group's deployment plan and strategy.

The Group may not be able to keep to the scheduled timetable for launching these new satellites

The number of satellite manufacturers capable of designing and building satellites in compliance with the technical specifications and quality required by the Group is limited, as is the number of suppliers capable of launching these satellites. The limited number of suppliers could reduce the Group's bargaining power and increase the cost of implementing its programme within the scheduled timeframe. Furthermore, in the event a Group supplier is unable to fulfil its contractual commitments towards the Group within the agreed timeframe, the Group would be forced to reallocate the satellites concerned to other service providers and, in some cases, enter into new launch service contracts which might prove more costly.

Satellite construction is a complex process that could fall behind schedule, result in satellite errors or not meet the Group's desired specifications, especially since some of the satellites in the deployment plan (KONNECT VHTS, EUTELSAT 10B) have an innovative architecture compared to satellites currently in service or hosting specific payloads (EGNOS on EUTELSAT HOTBIRD 13G, UHF on EUTELSAT 36D). In addition, the transport of satellites to launch sites could be delayed by the time required to obtain the export authorisations or licences required to transport certain satellite components.

In addition, satellite launch is also a complex process that could be delayed compared to the planned schedule, resulting in a non-optimal result such as insertion into a non-nominal orbit, or in the event of launch failure resulting in the permanent loss of the satellite. This complexity is increased by the fact that some satellites are launched with co-passengers belonging to third parties, so that the launch schedule is also dependent on the availability of co-passengers. The launcher market is also characterised by a small number of launch service providers with the technical capabilities to launch satellites that are currently under construction or future satellites. The limited number of launchers as well as the availability of co-passengers reduce operational flexibility and access to space within the Group's planned timeframe and could increase the cost of the deployment programme or result in a launch delay. If one of the launch service providers is unable to meet its contractual obligations to the Group within the expected timeframe, due to operational (e.g. following a launch failure) or financial difficulties, the Group could reassign the concerned satellite to another launch service provider or, in some cases, even sign new launch service contracts that may be more costly than those currently signed.

(1) Capacity operated by Eutelsat on EXPRESS AM6 is operated under the name EUTELSAT 53A.

(2) Capacity operated by Eutelsat on EXPRESS AMU1 is operated under the name EUTELSAT 36C.

(3) Capacity operated by Eutelsat on ASTRA 2G is operated under the name EUTELSAT 28G.

4 GROUP RISK FACTORS, INTERNAL CONTROL PROCEDURES AND RISK MANAGEMENT

Operational Risks

Since it began operations, the Group has lost three satellites following launch failures (EUTELSAT I-F3 in September 1985, EUTELSAT II-F5 in January 1994 and HOTBIRD 7 in December 2002). In addition, in October 2010, the Group reported the loss of the W3B satellite following a malfunction in the satellite's propulsion subsystem after launch. The AMOS-6 satellite, owned by Spacecom and on which the Group planned to lease capacity, was also lost in September 2016 when the rocket exploded on the launch pad. In addition, the Group has frequently experienced launch delays: during fiscal year ended on 30 June 2022, the availability of both KONNECT VHTS and EUTELSAT 10B was delayed versus previous expectations due to the impact of both manufacturing delays and their knock-on effects, including pairing difficulties, related to launch rescheduling, in the context of the global Covid crisis. As a result of these delays, medium-term financial objectives have been mechanically revised.

A significant delay in satellite construction, or a delay or failure in the launch of one of these satellites, could lead to a delay in revenue generation, impair the Group's ability to generate new sales opportunities, implement its development strategy and meet its growth objectives, or meet its contractual service continuity commitments to customers and end users. Any significant delay or failure in the launch of any of its satellites could thus have a significant negative impact on the Group's business, financial situation, results and objectives.

The Group's information systems and/or teleports could be disrupted or fall victim to a cyber-attack

The Group operates a fleet of 36⁽¹⁾ geostationary satellites that are mainly controlled and operated from its control centres or teleports. The Group's information systems used to control satellites, terminals and communications could experience malfunctions, loss of data integrity, cyber-attacks, or even terrorist acts or sabotage that could compromise the continuity of service, cause a temporary or permanent interruption of service or call into question the quality of the service provided. Such disruptions could result in reputational damage, the loss of customers and revenues or even possible disputes with customers or partners and thus have a material adverse effect on the Group's business, financial position and results.

The Group's satellites could be exposed to interference affecting operations or quality of service

All radiocommunication requires the emission of radio waves characterised in particular by their frequencies. Emissions on identical or insufficiently differentiated frequencies give rise to a risk of interference between these emissions, which can result in "radio interference" that can affect communications to the point of making them unusable or degrading the quality of service. Although there is a set of international rules that are governed by the International Telecommunication Union (ITU), a specialised body of the United Nations, for the "frequency assignments" and their coordination, the Group cannot guarantee that these rules are respected by all

third-party operators. Interference could therefore temporarily, or not, affect the quality of service provided to customers resulting in reputational damage and could even prevent the Group from being able to meet contractual commitments or could lead to the loss of revenue or customers and thus have a significant negative impact on the Group's business, financial position and results.

Insurance policy premiums for satellites in-orbit and satellite launches could increase, and insurance cover could be more difficult to obtain or renew

The Group takes out "Launch-plus-one-year after entry into service" insurance covering the launches of its satellites as well as an in-orbit life insurance programme. These insurance contracts represent significant amounts of investments or expenses for the Group.

Numerous factors, some of which are outside the Group's control, may affect the cost of insurance premiums; these mainly include statistics on satellite failures or launch failures across the sector as a whole.

The Group might not be able to obtain this additional cover or launch insurance for the other satellites currently under construction, or for future satellites, on satisfactory terms. This situation could result from a reduction in the supply of insurance products and services or a substantial increase in launch insurance premiums due, in particular, to launch failure statistics across the whole industry. This could have a significant negative impact on the Group's business, financial situation and results.

The Group might not be able to renew its In-Orbit Life insurance plan on comparable terms. A deterioration in the In-Orbit Life insurance market or an increase in insurance premiums could prompt the Group to reduce its coverage of partial losses or losses deemed total, which itself could lead to an increase in the Group's exposure to the consequences of a failure or malfunction in-orbit. For the fully-owned satellites with the highest revenue contribution, In-Orbit insurance takes into account not only the net book value of the satellites but also the revenues generated. The policies cover the partial losses and/or deemed total losses of the insured satellites under certain conditions. The Group's insurance policies, as is customary in the space sector, systematically provide for exclusions in the event of damage caused by acts of sabotage, piracy or terrorism. Furthermore, this insurance programme does not protect the Group against losses such as opportunity cost, interruption of business, delayed activations, image losses or, to a certain extent, losses of revenues and potential asset impairments lower than the retention level.

Finally, insurance companies could challenge the causes of the failure or malfunction or the amount of the indemnity. The Group cannot guarantee, in the event of a proven failure or malfunction on any of its satellites covered under insurance programmes, that insurers would compensate the Group within a reasonable timeframe or for the amount claimed by the Group. A lack of compensation, late compensation or partial compensation of losses sustained could have a significant adverse impact on the Group's business, financial situation and results.

(1) As of 30 June 2022.

4.2 Risks relating to changes in the Satellite Telecommunications Market

The Group is faced with considerable competition from satellite and terrestrial network operators, which could intensify

The Group is faced with significant competition from international, national and regional satellite operators. The Group's main competitors are other major international satellite operators, such as SES and Intelsat as well as Inmarsat and Viasat for certain verticals. Some of these competitors launch new capacities, thereby increasing the competitive intensity. The Group is also in competition with regional and national satellite operators, some of which enjoy advantages (e.g. tax or regulatory advantages) in their domestic markets. Several low-orbit constellations (Starlink, Kuiper) are also emerging with the launch of low orbit constellations and could represent additional competition for the Group in certain segments. Increased competition between satellite operators could lead to greater pressure on prices, which could have a significant negative impact on the Group's business, financial position and results.

The Group is also in competition with terrestrial network operators (fiber optic, 4G) for most of its services, particularly broadband Internet access but also TV broadcasting services (TV on IP, DTT). Heightened competition could result in greater pressure on prices for satellite broadcasting and telecommunications services. Furthermore, any increase in the geographical reach of the terrestrial network operators could prompt the Group's customers to opt for the telecommunications solutions offered by these operators, thereby making it more difficult for the Group to keep or develop its customer portfolio. Stiffer competition with terrestrial network operators could have a significant negative impact on the Group's business, financial position and results.

Technological changes could make the Group's satellite telecommunications system obsolete and/or increase competition intensity

Technological innovations that could be developed in the future with alternatives to satellites could render the Group's in-orbit infrastructure obsolete.

The telecommunications industry is subject to rapid technological change. Should the Group not be in a position to adapt to these changes quickly and efficiently, its satellite telecommunications system could become obsolete. As such, the Group's competitive position could be weakened, especially if its competitors were capable of incorporating these new technologies into their own systems.

Thus, the rise of "HTS" or "VHTS" high capacity satellites or constellations targeting applications other than Video is bringing a significant amount of new capacity at a lower cost per Gigabit. This could lead to a situation of overcapacity and price pressure, notably in Fixed Data & Professional Video (14% of Group revenues), which is greater than expected, and could have a significant negative impact on the Group's business, financial situation and results. In addition, several low-earth orbit constellation projects are currently underway

and could represent new competitors for the Group in certain Fixed Data, Government Services and Connectivity applications, particularly those with low latency.

If the Group's satellite telecommunications system were to become obsolete, demand for its services could decrease, which would have a significant negative impact on its business, financial situation and results.

The Group may be affected by the departure of key employees or be unable to hire the staff needed for its operations

For management and operational purposes, the Group relies on a number of key employees who have specialised skills and extensive experience in their respective fields. If these employees were to leave, particularly those occupying commercial, technical and regulatory positions, the Group might have difficulty in replacing them. Moreover, the Group's business, characterised by continuously-evolving technology, requires the ability to constantly attract new, highly qualified employees. In the future, if the Group is unable to retain or replace these employees, or is unable to attract new, highly-qualified employees, this could have a negative impact on its business, financial situation and results.

Demand for satellite services may not evolve as expected

The Group's development notably depends on future demand for Broadcast Applications (61% of Group revenue), linked to the evolution of the number of channels broadcast by satellites, improvement of image quality and the evolution of modulation and compression techniques.

The evolution of the number of channels notably depends on the expected development of broadcasting in emerging markets and if it is maintained in Europe. In this respect, it should be noted that the audiovisual industry is sensitive to variations in advertising budgets and consumer spending, which are in turn affected by the economic environment as a whole. In addition, competition from new online Video Distribution platforms could affect the Group's customers in certain geographies or lead them to reduce their bouquets broadcast by satellites. Finally, consolidation among satellite TV broadcast platform operators and/or cable operators could result in streamlining of the number of channels broadcast on a national market.

The improvement of image quality is linked to the rise of High Definition or Ultra High Definition. This rise may not materialise or may be slower than expected. The adoption of new technical broadcasting standards, which has resulted in and could continue to result in a higher signal compression rate, has reduced and could further reduce the demand for transponders for a given number of television channels. If the decline is not offset by an increase in the number of channels transmitted or by improved image quality, the overall demand for transponders could decrease.

1

2

3

4

5

6

7

A

4 GROUP RISK FACTORS, INTERNAL CONTROL PROCEDURES AND RISK MANAGEMENT

Risks Relating to Clients

The development of Connectivity applications (in particular Fixed Broadband and Mobile Connectivity, which represent 13% of Group revenue) represents the main driver of the Group's growth strategy. This will depend, in part, on continued growth in demand for satellite broadband Internet services which is not guaranteed and is not easily predictable, particularly because of the cost of access to satellite capacity, the deployment of alternative terrestrial solutions in certain areas, the cost of terminals or distribution issues. The growth in demand for Mobile Connectivity depends in part on the progressive equipping of aircraft and maritime fleets, the evolution of aircraft and maritime traffic and the strategies of airlines, which are not under the Group's control.

Lastly, the Group generates an important part of its revenues in the Government Services market segment (12% of Group revenue). This segment includes the direct or indirect provision of Government Services, mainly to the U.S. government, through capacity allocation agreements with distributors, which are generally renewable on an annual basis. The obtaining and/or renewal of capacity allocation contracts for this segment depends to a large extent on the international geopolitical and economic context and the commercial success of the Group's capacity distributors. Therefore, the fiscal year 2021-22 was affected by the geopolitical context in the Middle East, in particular the withdrawal of U.S. troops from Afghanistan, so that revenues from Government Services declined by 8%. As a result, the Group cannot be certain that it will be able to continue to generate comparable revenues in Government Services, which may include the non-renewal or renewal of its contracts on less favourable terms.

If the demand for satellite services does not develop as predicted and given the Group's fixed cost structure, this could have a significant negative impact on its business, financial position and results.

The Group's growth depends in part on the development of new applications or innovative projects, the profitability of which is not guaranteed

The Group invests at different scales in innovative projects such as "EUTELSAT QUANTUM", a software-defined satellite, which entered into service in November 2021, or EUTELSAT ADVANCE, an end-to-

end managed connectivity service. The development of these new concepts depends in particular on sufficient demand, the timely and successful execution of these projects and their adequacy to market needs. If these conditions are not met, the ramp-up of these innovative projects could be slower or less profitable than anticipated, which could have a significant negative impact on the Group's business, growth objectives, financial position and results.

In addition, the Group's growth depends in part on the development of the Fixed Broadband business, for which the Group has made significant investments for the European and African markets, on the ground, with a complex network of earth stations, and in orbit, initially with the EUTELSAT KONNECT (progressive entry into service since November 2020) and KONNECT VHTS (entry into service expected in second half of calendar year 2023) satellites. The full realisation of this application's potential, which aims to provide broadband Internet access for individuals through a network of distributors and resellers, with a business-to-business-to-consumer model, is subject, in addition to the proper functioning of the in-orbit and terrestrial infrastructure, to the success of the Group's distribution strategy, which includes a direct distribution component, and to the availability of competitively priced terminals. Unlike the Group's traditional satellite capacity lease business, as far as direct distribution is concerned, this activity does not benefit from backlog and structurally involves higher customer acquisition costs and a higher level of churn. Slower than expected development or more difficult than expected execution in this application could have a significant negative impact on the Group's business, growth objectives, financial position and results.

Finally, the Group also recently invested 715 million U.S. dollars in the OneWeb low-orbit constellation, based on the operation of 648 satellites, which is the first constellation of this nature to be deployed and is currently in the rollout phase. Slower than expected development of this innovative project, unexpected technical issues, access to space that is more difficult than expected, unplanned inadequacy to market demand or more difficult than expected execution of this project could have a significant negative impact on the Group's financial position and results.

4.3 Risks Relating to Clients

The Group is exposed to risks inherent in the international nature of its customer base and business

The Group provides satellite telecommunications services to customers in a very large number of countries, with a significant proportion of its revenues generated in emerging countries, knowing that (i) Eutelsat generates only 6% of its revenues in France; (ii) Eutelsat generates 20% of its revenues in the Middle East and in North Africa, 8% of its revenues in Sub-Saharan Africa and 7% of its revenues in Russia. The Group's future growth depends also partly on its ability to gain business in these emerging countries.

Consequently, the Group is exposed to geopolitical, economic or other risks inherent in the international nature of its commercial activities. Pricing, tax, regulatory and customs policies pertaining

to the services provided by the Group, business practices in certain countries, their political or economic instability, or possible economic sanctions against some of these countries could prevent the Group from implementing its development strategy or ensuring the continuity of its activity and thereby have a significant negative impact on its business, financial position and results.

In particular, in the context of the Russian-Ukrainian crisis, it should be remembered that the Group generates 6.7% of its revenues in Russia and leases capacity on four satellites belonging to the Russian operator RSCC⁽¹⁾. A tightening of sanctions against Russia, making it impossible, for example, to continue providing service or to receive payments from customers, could have a significant negative impact on the Group's financial situation and results.

(1) Russian Satellite Communications Company.

Furthermore, if the Group had to bring legal action against its customers or commercial partners located outside the European Union, it could prove difficult to assert its rights, which could have a significant negative impact on its business, financial position and results.

The Group is exposed to a specific risk related to its distributors

A significant portion of the Group's capacity is marketed by specialised distributors. These distributors, who resell the Group's resources to end customers, may have overestimated demand or misunderstood customer needs and may not be able to resell the capacity for which they have committed. In this case, these distributors could seek to return the unsold capacity or seek to resell it to Group customers at lower prices. In addition, certain distributors in specific segments such as Mobile Connectivity (7% of revenue) are faced with low margins and high levels of debt that may lead them into a situation of fragility. These elements could have a significant negative impact on the Group's business, financial situation and results.

Furthermore, for several years now, the Group has developed a Fixed Broadband Internet business based in part on a B-to-B-to-C model (business-to-business-to-consumer), addressing end-users through specialised distributors in some geographical regions. These distributors may not be able to develop the business at the pace the Group expects. The Group may also not be able to find suitable distributors in certain markets.

The Group is dependent on a limited number of major customers

The Group generates a significant portion of its business from a limited number of customers. As of 30 June 2022, the Group's ten

largest customers represented 35% of its revenues (35% as of 30 June 2021). The five largest represent 24% of the Group's revenue (24% as of 30 June 2021), and 16% for the three largest (16% as of 30 June 2021). Some of the Group's major customers could decide to terminate their contracts, not to partially or totally renew them, or to renew them on terms that are less favourable to the Group. This could have a negative impact on its business, financial position and results. Moreover, some of the Group's major customers, particularly those located in emerging markets or specialised distributors, could encounter financial difficulties that could result in late payments, unpaid debts or bankruptcy, which could lead to an impairment of receivables and/or the termination of capacity agreements, which could have a negative impact on the Group's business, financial position and results.

The Group is exposed to the risk of unpaid or late payments

The Group's receivables amounted to 247 million euros at 30 June 2022. In the normal course of business, the Group occasionally encounters difficulties in obtaining payment of the price related to the use of satellite capacity by certain customers or payment of this capacity within the expected time limits, which may result in the impairment of receivables or a negative impact on the Group's working capital requirements. For the year ended 30 June 2022, additional provisions for impairment of receivables (net of reversals) amounted to 23 million euros (26 million euros at 30 June 2021) and the change in working capital related to trade receivables and related accounts generated a cash flow of 6 million euros (80 million euros at 30 June 2021). Late payments or increased non-payment volumes could have a significant negative impact on the Group's business, financial position and results.

4.4 Regulatory Risks

The application of international regulations on coordinating frequency assignments could make it more difficult for the Group to implement its deployment plan

Frequency assignments are coordinated internationally according to the International Telecommunication Union's (ITU) "Radio Regulations". The purpose of this coordination is to limit the risks of interference between broadcasts.

Eutelsat S.A. has a number of frequency assignments for which the international coordination procedure, in accordance with the general regime defined by the ITU's Radio Regulations is not yet complete and/or is not yet in operation with any of the Group's satellites. Concerning assignments for which the coordination procedure is not yet complete, priorities for these assignments and for third parties involved in the coordination could mean that coordination restricts the Group's ability to fully operate some of these assignments. Concerning assignments for which the coordination procedure is not yet in operation, the Group might not be in a position to activate

them within the timeframes set by the Radio Regulations, which would result in a loss of their current priorities. Both situations could have a significant adverse impact on the Group's activities, financial situation and results.

The Group also has certain frequency assignments governed by one of two special regulations. If any State decides to exercise their rights under these systems, or if these special regimes are amended, the Group could be forced to change or discontinue the current use of its assignments, which could have a significant negative impact on its business, financial situation and results.

Finally, the ITU's Radio Regulations provide only for voluntary resolution of disputes in the event of disagreements between the ITU's Member States over non-compliance with international regulations governing coordination of their frequency assignments. The Group could be forced to accept the result of an unfavourable agreement between ITU Member States relating to frequency assignments it uses. This could have a significant negative impact on the Group's business, financial situation and results.

4 GROUP RISK FACTORS, INTERNAL CONTROL PROCEDURES AND RISK MANAGEMENT

Regulatory Risks

The Group could be exposed to the risk of non-compliance with the laws and regulations applicable to it, notably with regard to the fight against corruption and influence peddling, economic sanctions, the protection of personal data and competition law

In the course of conducting its business in France and internationally, the Group is exposed to the risk of non-compliance with the laws and regulations applicable to it, notably with regard to the fight against corruption and influence peddling, economic sanctions, the protection of personal data and competition law. In the event of unethical practices or violations of the laws and regulations applicable to the Group by any employee, the risk could take the form of financial, administrative or criminal penalties and damage to the Group's reputation or image.

In order to reduce its exposure to the risk of corruption in particular, the Group has set up a compliance programme aimed at preventing and detecting acts of corruption or influence peddling, coupled with a control system to ensure their effectiveness. These actions are in accordance with Act 2016-1691 of 9 December 2016 on transparency, the fight against corruption and the modernisation of economic life (the "Sapin II Act") and the recommendations of the *Agence française anticorruption* ("AFA"). Nevertheless, the Group cannot guarantee that the procedures and controls in place will prevent or detect all violations of the laws and regulations applicable to the Group by an employee; if it were to occur, such a violation could have a material adverse effect on the Group's business, financial situation, results and growth prospects.

Such violations can result in civil penalties, including fines, the denial of export privileges, injunctions, asset seizures, debarment from government contracts, the termination of existing contracts, revocations or restrictions of licenses, criminal fines or imprisonment.

In addition, such violations could also negatively impact the Group's reputation and consequently its business. Moreover, any such violations by the Group's competitors, if undetected, could give them an unfair advantage when bidding for contracts. The consequences the Group may suffer as a result of the foregoing could have a material adverse effect on the Group's business, financial condition and results.

The Group is governed by the French Space Operations Act

The Space Operations Act was published in France's *Journal officiel* on 4 June 2008, and its application decrees were published on 10 June 2009. The Group is mainly affected by Decree No. 2009-643 on authorisations. Under this law, a licensing mechanism has been set up for space operations and in-orbit control operations. This licensing system establishes several administrative, technical, operational and organisational requirements. If these regulations are tightened or, as the case may be, the Group is unable to comply with them, this could have an impact on the Group's in-orbit operations and/or roll-out plan, which in turn could adversely affect the Group's financial situation.

The Group may not obtain the landing rights or licenses necessary for its activity in certain markets

As a satellite operator offering its services in approximately 150 countries, the Group is subject to the national laws and regulations of many countries regarding communication and broadcasting. Most of these countries do not require specific authorisation or licensing to only provide satellite capacity to entities that are themselves authorised to operate communication networks and/or services. In these countries, the Group only needs an authorisation license if it intends to deploy and operate its own communication networks or install and operate earth stations. Most European countries and many Member States of the World Trade Organization ("WTO") fall into this category. However, some countries require authorisations for the operation of satellites in orbit. In this case, the Group must therefore be authorised to provide downlink services from the satellite to the earth station terminals located in these countries – the "landing rights".

If the Group is unable to obtain or renew the necessary authorisations for its business in certain markets, or the authorisation regime becomes more restrictive, this could have a significant negative impact on the Group's business, financial situation and results.

The Group's provision of satellite telecommunications services is subject to certain specific statutory and regulatory provisions, the evolution of which could have an adverse impact

The satellite telecommunications industry in which the Group operates is governed by extensive regulation. Changes in policy or regulation on a global level within the framework of the ITU or within the European Union, France or other countries in which the Group does business could have a significant negative impact, particularly if such changes increase costs and regulatory restrictions relating to the Group's services.

The Group must be able to maintain its authorisations to operate existing frequency allocations at the orbital positions at which its satellites are operated or where it might need to redeploy some of its satellites. It must also be able to obtain new authorisations to operate existing frequency allocations at both existing and new orbital positions for the future expansion of its business.

In France, the regulatory framework governing electronic communications is laid down in the French Post and Electronic Communications Code, which sets out the rules applicable to any request for authorisation to operate frequency assignments. The regulations set out various obligations for the holder of the authorisation. Any change in these regulations that would make the conditions for obtaining and implementing these applications more stringent could ultimately affect the Group's ability to obtain new frequency assignment authorisations from the French authorities, or to use them as it sees fit. To date, frequency assignment filings with the ITU and requests for frequency operation authorisations only incur charges for processing the file with the French National Frequencies Agency (*Agence nationale des fréquences*). A change in the pricing policy could, for example, prompt the authorities to pass on to the operator a portion of the economic value of the orbital positions it operates.

Furthermore, the use of radio frequencies by RF earth stations is covered by authorisations issued by ARCEP. Changes in global, European or national regulatory policies could mean that certain frequency bands previously open to satellites could no longer be accessed through future authorisation requests. This is the case with the 3.4–3.8 GHz band, which cannot be used for Fixed Satellite Services in France since 2008.

In particular, at the World Radiocommunication Conferences held every four years (the last one being held in 2019), certain bands identified for satellite use can be put on the agenda, and their potential usage for other purposes than satellite, for example for 5G mobile networks, can be discussed. Thus, any regulatory changes at international, regional or national level could have a potential impact on the Group's ability to operate optimally in these frequency bands.

When developing new businesses, the Group could be subject to regulatory requirements including those relating to broadcasting (content broadcast) and earth stations. Compliance with these new regulatory requirements could involve considerable investment of time and resources. Furthermore, the Group cannot guarantee that it will be able to obtain or maintain the necessary authorisations, which could delay or interfere with the provision of services to clients in the affected countries or the implementation of its development strategy, thereby having a significant negative impact on its business, financial situation and results.

The amendment of applicable regulations could also limit or prevent the obtaining or retaining of the requisite authorisations regarding the Group's current business or its development strategy. Some States could decide to impose a system of taxation on satellite operators for satellite broadcast reception in their territory. Such a development could have a significant negative impact on the Group's business, financial situation and results.

In addition, the Group is subject to strict regulations regarding the content of the programmes broadcast by its satellites. Regulations on the broadcasting of television programmes in the European Union provide that each Member State must ensure that the programmes transmitted comply with applicable laws on broadcasts to the general public, especially for the purpose of the protection of minors and the avoidance of incitement to hatred or violence on grounds of race, gender, religion, habits or nationality. As a European satellite operator, the Group could be given formal notice to cease broadcasting of a television channel from outside the European Union if the channel's content does not comply with the applicable European laws and regulations or if it is likely to damage public order. Any competent regulatory authority in Europe could issue an order to interrupt broadcasting of new non-European channels. As a result, if at any time, governmental or judicial decisions prevent the Group from delivering its transmission services, it could find it more and more difficult to pursue its policy of long-term contracts for the transmission of television channels with non-French customers, thereby encouraging some of its customers to use the services of competing operators, which would have a negative impact on the Group's business, financial situation and results. Furthermore, the Group might not be technically able to cease the broadcast without being forced to interrupt the transmission of other television channels that are part of the same multiplex on the same transponder. These television channels might then terminate contracts for that capacity and apply for compensation. This risk can vary from one Member State to another, with certain legislations adopting more flexible policies within the limits authorised by the community framework,

and each regulator adopting its own interpretation of adherence to the principles. Certain steps relating to channels that may create compliance problems under French law and the European directive (which is merely transposed by national legislation) are initiated by the Commission itself. Such steps may therefore have repercussions, regardless of the designated national regulator within the European Union. The position of one or another of the appropriate European regulators may, moreover, change and become entrenched over time, and this can neither be predicted nor prevented.

Finally, the Group is subject to other regulations applicable to the channels it broadcasts. Some channels broadcast by the Group could be explicitly addressed by United Nations resolutions transposed via European Union regulations, introducing restrictive measures against some entities, or citing them directly in European regulations. These European regulations are directly applicable to the Group, which must ensure that none of the listed channels are broadcast using its satellites. Considering the number of channels broadcast by the Group, and the absence of direct contractual links with television channels, the risk of transmitting channels covered by such regulations is real.

Thus, the evolution of certain specific legislative and regulatory provisions could have a significant negative impact on the Group's business, financial situation and results.

Eutelsat S.A., the Group's main operating subsidiary, is subject to the Amended Convention of EUTELSAT IGO, and Eutelsat Communications is subject to the Letter-Agreement

Eutelsat S.A. By-laws provide that the international treaty establishing the EUTELSAT IGO, dated 15 July 1982 and amended on 20 May 1999 (hereinafter the "Amended Convention"), is a "Reference Document" for the conduct of Eutelsat S.A.'s business activities. Furthermore, the reciprocal rights and obligations of Eutelsat S.A. and EUTELSAT IGO are defined in an agreement pursuant to the Amended Convention (the "Arrangement") dated 2 July 2001.

The rights of EUTELSAT IGO under the Arrangement allow EUTELSAT IGO to ensure that Eutelsat S.A. abides by the "Basic Principles" defined in the Amended Convention, namely: the public service/universal service obligation for telephony services connected to the international public switched network; the provision of audiovisual services in compliance with relevant international agreements, including the European Convention on transfrontier television and national regulations; the pan-European coverage of the satellite system and compliance with the principles of non-discrimination and fair competition in defining its strategy and conducting its business. With a view to allowing the Company to carry out an initial public offering of its shares, Eutelsat Communications and EUTELSAT IGO signed a Letter-Agreement dated 2 September 2005 (the "Letter-Agreement") by which the Company made certain commitments to EUTELSAT IGO, notably in terms of financial policy.

EUTELSAT IGO's assessment of Eutelsat S.A.'s operations and strategy, in terms of the obligation to observe the "Basic Principles", could be different from that of the Group. As a result, taking into account EUTELSAT IGO's recommendations or requests could reduce the Group's responsiveness and flexibility in conducting its business, managing its debt and equity and defining its distribution policy, and could have a significant negative impact on the Group's business, financial situation and results.

1

2

3

4

5

6

7

A

4 GROUP RISK FACTORS, INTERNAL CONTROL PROCEDURES AND RISK MANAGEMENT

Financial Risks

4.5 Financial Risks

Eutelsat S.A., the Group's main operating subsidiary, could be subject to new financing requests regarding the financial guarantee it provides to the IGO's Closed Pension Fund

Before Eutelsat S.A. was set up and prior to the transfer by the Intergovernmental Organization (IGO) of its operating activities, the IGO managed a pension fund (the "Closed Pension Fund") for its staff members. The rights of the Closed Pension Fund's beneficiaries were fixed, and management of the fund and the corresponding assets were assigned to a Trust, which was also charged with managing the associated pension liabilities. Pursuant to the transfer agreement dated 2 July 2001, Eutelsat S.A. took over the unlimited financial guarantee given by the IGO to cover any financing shortfall in the Closed Pension Fund.

During fiscal year ended on 30 June 2017, the financial guarantee was called for an amount of 35.9 million euros. This amount was evaluated on the basis of the projections of the Trust, taking into account future market evolutions. In March 2017, an agreement was reached with the Trust for nine annual payments of 4.0 million euros, spread between 30 June 2017 and 30 June 2025.

During fiscal year ended on 30 June 2021, a new agreement replacing the previous one was signed with the pension fund, bringing the total amount of payments due to the fund as of 30 June 2021 to 38 million euros, with a schedule running until 30 June 2029. These sums could vary dependent on the future financial positions established annually.

Changes in the financial position of the fund result in the recognition of a balance sheet provision to cover the difference between the Group's payment obligations and the fair value of the fund's assets. This difference is influenced by changes in the actuarial assumptions reviewed at each balance sheet date by an actuarial expert (discount rate, assets' yield rate, rate of increase in pensions, estimated life expectancy), which means that a significant change in one or more of these variables could result in a call on the unlimited financial guarantee (which is at the fund's discretion) granted by Eutelsat S.A. to the fund after agreements signed in fiscal year 2016-17 and 2020-21, and, if necessary, in the adoption of a new agreement involving additional payments by Eutelsat S.A.

As of 30 June 2022, the defined benefit obligation of the Trust's pension liabilities amounted to 146 million euros in Eutelsat Communications' consolidated financial statements, and the fair value of its assets was 145 million euros. The calculation of total pension liabilities is based on actuarial assumptions including the discount rate, the long-term yield on assets invested, and the estimated life expectancy of the Closed Pension Fund's beneficiaries. The estimated net defined obligation may be higher or lower depending on the scenario applied. Accordingly, as of 30 June 2022, a 25 bps decrease in the discount rate would have therefore resulted in an increase of 5 million euros in the provision.

Furthermore, in accordance with the agreements governing the Closed Pension Fund, the Trust's administrators have the power to liquidate the Closed Pension Fund if certain events should occur, including if they deem that the Closed Pension Fund cannot continue to be managed effectively. In the event that administrators of the Trust

liquidate the Closed Pension Fund, they would appoint an actuary to determine any shortfall between the value of the Closed Pension Fund's assets compared to its liabilities, and the Group would be compelled to pay the difference, which could be substantial.

The Group cannot predict with great certainty the amount it might have to pay if the guarantee were enforced. Any financing shortfall in the Closed Pension Fund could generate new obligations for the Group pursuant to the financial guarantee. This could have a significant negative impact on the Group's financial situation and results.

Foreign exchange risk

The euro is the currency used by the Group to draw up its financial statements. However, since a portion of the Group's activities is carried out outside the eurozone and as some of its principal suppliers are located outside the eurozone, the Group must contend with the risk of fluctuations in foreign exchange rates when conducting its business.

Some of the Group's revenue and costs are denominated U.S. dollar, which represented around 41% of revenues in the Financial Year ended 30 June 2022 without it being offset by an equivalent level of foreign currency expenditure. The Group is also exposed to euro/U.S. dollar exchange rate risks because some purchases of satellites and launch services may be denominated in U.S. dollars. These contracts may involve significant amounts, generally in excess of 50 million U.S. dollars, whose payment may be phased over time. As a result, fluctuations in exchange rates may have a negative impact on the Group's results despite the implementation of a hedging policy, as the Group is not certain that it will be able to hedge its entire net exposure under favourable conditions and/or beyond a 1-year horizon. Moreover, considering that development of the Group's business outside the eurozone is a key component of its business strategy, its exposure to exchange rate fluctuations could increase in the future.

Fluctuating exchange rates could lead to an increase in the price of the Group's capacity and services for customers when they generate revenues in currencies other than the euro. These fluctuations could reduce demand from customers paying in currencies other than the euro.

Moreover, the Group's clients located in emerging countries may encounter difficulties in obtaining euros or U.S. dollars because of currency controls, or may face a strong decrease of the euro-equivalent of revenues generated in local currencies. This could significantly affect their ability to pay in euros or in U.S. dollars, thereby exposing the Group to additional exchange rate risks. In particular, given the context of the Russian-Ukrainian crisis and its consequences on the parity between the euro and the ruble, on the potential difficulties for Russian customers to have access to euros, and on the fluidity of payment circuits, the Group may have to renegotiate certain contracts in order to temporarily ease certain conditions, or may be confronted with difficulties on the part of customers to pay in euros. Finally, the Group owns Satélites Mexicanos, with functional currency in U.S. dollars. Euro/U.S. dollars exchange-rate variations could therefore generate a translation risk when the Group consolidates the accounts of this subsidiary.

Given its level of indebtedness, the Group is exposed to liquidity risk

As of 30 June 2022, the Group's consolidated net debt was 2,814 million euros with gross debt of 3,495 million euros and cash of 681 million euros. The Group's main debt maturities are October 2022 (300 million euros), October 2025 (800 million euros), June 2026 (400 million euros), July 2027 (600 million euros), October 2028 (600 million euros) and December 2028 (200 million euros). As of 30 June 2022, the breakdown of Group's financing sources was the following: 18% bank, 66% bond debt, 4% structured debt and 12% financial leases. The main components of the Group's debt are described in Section 7.4.1 of this Document.

The Group's ability to generate cash flow depends on economic, financial, competitive, legal, regulatory, commercial and other factors, which are outside its control and which will determine its future performance. Given its level of indebtedness, if the Group's operating cash flow is not sufficient, it could be forced to postpone or reduce investments, sell assets, relinquish commercial opportunities or opportunities for external growth (including acquisitions), thereby limiting its operational flexibility. Moreover, if the Group were not able to meet its debt-related obligations, it could be forced to refinance or restructure its debt under less favourable terms or may have difficulty refinancing itself. Such a situation could have a significant adverse impact on its business, financial situation and results.

Given the available resources (cash of 681 million euros and unused credit line of 1,209 million euros as at 30 June 2022) and the planned disbursements, the Group considers that it will be able to meet its future obligations over the next 12 months.

Interest rate risk

Given the financial structure described above and despite the Group's active interest-rate risk management policy described below, the Group's bank debt and structured debt remain at variable rates (for a total outstanding amount of 531 million euros as of 30 June 2022), so that a significant increase in interest rates could result in an immediate increase in the Group's financial expense. In addition, as the Group's main fixed-rate maturities are to be refinanced and taking into account an average maturity of the Group's debt of 4.3 years, an increase in interest rates would also result in a gradual increase in interest expense.

Thus, a substantial increase in interest rates could have a negative impact on its business, financial situation and results.

A change in the Group's debt rating could affect the cost and terms of its debt as well as its ability to raise financing

The Group's debt instruments are rated by independent rating agencies, with the following solicited ratings as of 30 June 2022:

- i) Standard & Poor's (with Eutelsat Communications S.A.'s debt rated BB+/Negative Outlook and Eutelsat S.A.'s debt rated BBB-/Negative Outlook);
- ii) Fitch Ratings (with Eutelsat S.A.'s debt rated BBB/Stable Outlook).

During Financial Year 2021-22, Fitch confirmed its rating and Stable Outlook and S&P confirmed its rating but associated it with a Negative Outlook (vs. Stable previously).

It should also be noted that, although Eutelsat has requested the withdrawal of this rating, Moody's Investors Service rates the Group's debt on an unsolicited basis (with Eutelsat S.A.'s debt rated Baa3/Negative Outlook).

These ratings affect the cost and terms of the Group's credit facilities. Any future rating downgrades, should they occur, could affect the Group's ability to obtain financing and the terms associated with that financing.

The Group cannot guarantee that it will be able to take measures enabling it to improve or maintain its ratings, nor that agencies will regard such measures as sufficient. Additionally, factors beyond the Group's control, such as those related to its industry segment or the geographical areas in which it operates, may affect its credit ratings.

Consequently, the Group cannot guarantee that its debt rating will not be downgraded in the future, which could have a significant negative impact on its business, financial situation and results.

The Company is a holding company that depends on its subsidiaries for the resources required to pay dividends. The ability of its subsidiaries to make distributions may be subject to certain constraints

The Company is a holding company that has only limited capacity to generate revenues. The Company therefore depends on its subsidiaries for the resources required for any payment of dividends or any other form of distribution to its shareholders.

As of 30 June 2022, the Company had a high level of debt with 400 million euros in bank borrowings drawn under the Refinancing Agreement. These borrowings do not carry guarantees from Eutelsat Communications subsidiaries, nor any pledge of assets to the lenders.

The distributable funds of its principal operating subsidiary, Eutelsat S.A., could be seriously affected by its costs, whether or not they result in any disbursement and, in particular, by any impairment of assets recorded in Eutelsat S.A.'s financial statements. In the past, Eutelsat S.A. recorded substantial asset write-downs and may record such write-downs in the future, thereby reducing its distributable net income. Any decline in its subsidiaries' distribution capacity could have a significant negative impact on the Company's financial situation and results.

1

2

3

4

5

6

7

A

4 GROUP RISK FACTORS, INTERNAL CONTROL PROCEDURES AND RISK MANAGEMENT

Internal control procedures and risk management policy

4.6 Internal control procedures and risk management policy

Internal control is a Company process defined and implemented under the responsibility of the Audit Departments to ensure, at both the Company and the Group level:

- ▶ that there is compliance with legislation and regulations;
- ▶ that instructions and guidelines laid down by General Management are applied;
- ▶ that the Company's internal procedures function properly, particularly those that help to safeguard its assets;
- ▶ that the financial information is reliable,

while contributing to controlling its activities, the effectiveness of its operations and the efficient use of its resources.

The Company ensures that its internal control system complies with the AMF's Reference Terms. This report on the internal control and risk management procedures implemented by the Company is based on the implementation guidelines in the Reference Terms, supplemented by the application guidelines established by the *Autorité des marchés financiers* (AMF – French financial market regulator) as published in its recommendation dated 22 July 2010.

The risks identified in the internal control plan approved by the Audit Committee are specifically monitored by the Internal Control Department.

The main actions undertaken during the fiscal year include optimising the internal control process in relation to the main Group-wide systems, in particular through the continued implementation of tools for managing purchases, sales, cash, missions and expense reports according to a Group "core model". The internal control environment relating to the development of Broadband activities, as well as the acquisition of BigBlu Broadband, was the subject of particular attention during the year in order to secure the new processes inherent to these activities.

A process map has been drawn up for the entire group. It then led to a plan to formalise the processes by priority. Based on this mapping,

internal control works closely with the Broadband operations to harmonise procedures where possible.

In the description below, it is important to make a distinction between internal control procedures designed to ensure the security of the Group's operating activities, namely procedures relating to the management of satellite risks and other Group risks, on the one hand, and internal control procedures relating to the handling of accounting and financial information (in compliance with the applicable regulations) concerning the business activity of the Company and its subsidiaries, on the other hand.

The Company's role is to provide financial and strategic management for the Eutelsat Group. The operating procedures described below are the procedures implemented at Eutelsat S.A. and its subsidiaries.

Risk management policy

Due to the very complex nature of the activities involved in operating and developing its satellite fleet, the Group's Senior Management has always been particularly attentive to risk management within the Group and to the measures taken to cover these risks. The appointment of a risk manager took place in 2022. The Risk Manager oversees the overall approach to operational risk management. He also has the support of internal control in the following steps:

- ▶ to identify major risks likely to affect the Group's operations and activities and define an associated risk management policy and procedure in conjunction with the other departments involved;
- ▶ to update the evaluation (impact and frequency) of the risks identified during the preceding fiscal year, assessing, in conjunction with the functions concerned, policies and processes in place to mitigate risks; and
- ▶ to assist the Group's Senior Management as well as the Audit Committee in applying a risk management policy consisting of all the envisaged measures to prevent and reduce risks.

4.6.1 Procedures relating to the satellite fleet and its operation

These procedures are designed to ensure the continuity of the communications service offered to our customers and end users.

Administration and control of the satellite system is the responsibility of the Technical Department, which is in charge of controlling the satellites and the quality of the signals the satellites receive and broadcast.

These activities are carried out from the Company's control centres, which have backup facilities to overcome any operational unavailability or interruption affecting the centres. These centres are located in France and in Mexico depending on the satellite and the entity (Eutelsat S.A. or Eutelsat Americas) responsible for controlling and marketing the satellite. A centre for the control of signal quality was recently opened in Sao Paolo (Brazil) to assist customers in this country. The operational availability of the backup facilities is checked regularly.

These control centres are responsible for ensuring, in line with the recommendations and technical procedures applicable to the various satellites, that the satellites are protected, and that the

signal's operational continuity is maintained to meet the requirements of the Group's customers.

Written operational procedures for the control centres, and the control centre responsible for the satellite fleet in particular, cover the various manoeuvres and configuration changes required in a nominal situation as well as in a crisis situation, or when a technical incident occurs. These procedures are reviewed and checked using satellite simulators by the staff responsible for controlling them and form part of the controllers' ongoing training.

Any incident affecting a satellite or one of the transmitted signals (e.g. a technical failure or signal interruption) is dealt with internally by the Operations Department according to escalation procedures. These procedures enable internal skilled staff to intervene immediately or call on the expertise of the satellite manufacturers if necessary. Any incidents that affect a satellite or the control system are logged and monitored under the authority of the manager responsible for satellite operations, so as to identify the causes of the incident and propose and implement the necessary corrective measures.

GROUP RISK FACTORS, INTERNAL CONTROL PROCEDURES AND RISK MANAGEMENT

Internal control procedures and risk management policy

In addition, any material incident likely to affect the quality or continuity of the telecommunications service is:

- ▶ communicated to the Group's Senior Management;
- ▶ reviewed internally by Eutelsat S.A.'s Technical Department;
- ▶ where appropriate, reviewed by a panel of independent experts, depending on the nature of the relevant incidents;
- ▶ communicated to customers; and
- ▶ where appropriate, reported in a press release.

Back-up capacity and redundancy

As part of the Group's risk management strategy, it has developed a back-up and redundancy policy designed to reduce the risk of service interruptions, outages or failure to meet its contractual commitments.

The Group's satellites are designed with adequate redundancy to contend with potential equipment failures and to meet or exceed their theoretical operational life in-orbit. Significant on-board redundancy of equipment allows the Group to quickly replace any equipment damaged during the operational life of the satellite with minimal or no interruption of service, depending on the nature of the incident. Some of the satellites in the fleet are currently using this redundancy equipment.

Furthermore, the Group offers significant back-up capacity in certain key orbital locations. Back-up capacity is used to replace leased capacity in the event of an on-board fault or equipment failure on a satellite. It is often obtained by pooling capacity on several satellites located at nearby orbital positions and offering similar coverage and technical specifications. This enables the Group to provide continuity of service to customers, depending on the fill factors of the satellites concerned.

The Group has also signed leases guaranteeing continuity of service to some of its customers, by offering them capacity with guaranteed restoration of service using pre-defined capacity (generally on a neighbouring satellite). These leases generally attract a higher price. In the absence of an emergency or malfunction that requires back-up capacity, the Group is able to market this capacity subject to a clawback clause.

IT security and certification of satellite control systems and related services

The introduction of measures designed to improve the security of the satellite control information systems and associated services continued during the past year.

In 2011, the satellite control team obtained ISO 27001 certification for its information security management system for a period of three years, which was renewed in June 2014, June 2017 and in April 2020.

The certification covers:

- ▶ satellite control and operations, Launch and Early Orbit Phase Operations (LEOP);
- ▶ human resources and defining, developing, procuring, deploying, operating and maintaining the software, computer systems and networks that form part of the satellite ground control systems; and
- ▶ the security of stations for the operation of geostationary satellites.

In June 2013, the teleport teams in Rambouillet obtained information security certification (ISO 27001) for a period of three years, renewed in June 2016 and June 2019. The certification covers the activities and systems related to:

- ▶ the communication control centre;

- ▶ the management of the Rambouillet teleport;
- ▶ the implementation and supervision of managed services operations; and
- ▶ the security of all sites for monitoring the payload, the points of presence and the teleports.

In addition to the ISO 27001 certification, in June 2016 and renewed in June 2019, the Rambouillet teleport teams obtained Tier 4 certification – the highest – for a period of three years, in the context of the programme of certification delivered by the World Teleport Association (WTA). This teleport certification programme is aimed at both teleport operators and their customers. It is intended to be an objective, transparent and internationally-recognised methodology enabling an assessment to be made of the security and the quality of our teleport facilities, as well as the technology used and the operating procedures in place, via a rigorous evaluation of the elements relating to business continuity, transmission chains, satellite and terrestrial connectivity, security of persons and IT systems (cyber security) and the network operations centre.

The operational teams of Eutelsat Americas obtained ISO 27001 certification in August 2016 for a period of three years and renewed in August 2019.

The certification covers the activities and systems related to:

- ▶ satellite control operations;
- ▶ the operation of the payload;
- ▶ monitoring of communications and of the ground segment.

The Skylogic Mediterraneo teams obtained the ISO 27001 certification in 2017 for a period of three years, which was renewed in March 2020.

The certification covers activities and systems relating to design, installation, supply and technical assistance activities for video and data connectivity services, and to the management of the Cagliari teleport.

The Skylogic teams obtained the ISO 27001 certification in 2017 for a period of three years, which was renewed in March 2020.

The certification covers activities and systems relating to design, installation, supply and technical assistance activities for video and data connectivity services on behalf of the Eutelsat Group.

ISO 9001 certification for the satellite control activities was obtained in 2005 and renewed four times: in June 2008, April 2011, May 2014, May 2017 and April 2020. Certification covers control and operation of the satellites, satellite launch and orbit operations and the satellite ground control system (definition, development, procurement, deployment, operation and maintenance).

ISO 9001 certification was also obtained in 2011 for the activities of the Rambouillet teleport, and this was renewed in May 2014, May 2017 and June 2020.

For the Rambouillet teleport, this certification covers activities relating to:

- ▶ the communication control centre;
- ▶ commercial services (management of data and television signals through teleport ground equipment); and
- ▶ radio frequency systems and Rambouillet teleport's technical infrastructures.

1

2

3

4

5

6

7

A

4 GROUP RISK FACTORS, INTERNAL CONTROL PROCEDURES AND RISK MANAGEMENT

Internal control procedures and risk management policy

For the teleport activities of the subsidiary Skylogic (Turin, Italy) the ISO 9001 certification obtained in May 2014 and renewed in May 2017 and in March 2020 covers design, installation, supply and technical assistance activities on behalf of the Eutelsat Group for video and data connectivity services.

In June 2017, the teleport of the subsidiary Skylogic Mediterraneo (Cagliari, Italy) obtained ISO 9001 certification, which was renewed in March 2020. The certification covers design, installation, supply and technical assistance activities for video and data connectivity services.

Our subsidiary Eutelsat Americas also obtained ISO 9001 certification for all of its operational activities in November 2007 (satellite control and monitoring of the quality of signals received and relayed by satellites). This certification has been renewed in 2010, 2013, 2016 and 2019.

In March 2021, Eutelsat Group hired an Information Systems Security Officer.

Reporting to the Group Chief Technical Officer with a functional line to the Chief Security Officer, he will lead all aspects of cybersecurity for the Group. He will be responsible for developing and executing a comprehensive security programme to ensure the Company's assets and business processes are protected and that risks are assessed and treated at the right level. The CISO will partner with the IT and satellite engineering teams to make sure that the programme is aligned with the business interests and the best practices.

Insurance

Launch-plus-one-year and In-Orbit Life Insurance

The Group has an insurance programme covering the phases of a satellite's lifespan, i.e. launch (the launch insurance policy also covers in-orbit acceptance testing and In-Orbit Life of the satellite until the anniversary date of the launch) and in-orbit (In-Orbit Life Insurance policy).

The Group's Launch-plus-one-year and In-Orbit Life Insurance policies include exclusions that are customary in space insurance.

4.6.2 Procedures for preventing and managing the Group's other operating risks

The Company's Business Continuity Plan

The continuity plan includes the following items:

- ▶ mapping of critical processes and their recovery objectives. This mapping is derived from an analysis of the impacts on business performance in various crisis scenarios;
- ▶ crisis management procedures (logistics, external and internal communication, decision-making processes);
- ▶ business procedures describing the tasks to be performed at the backup site;
- ▶ the backup IT system (applications, systems and network infrastructure, telecoms);
- ▶ procedures describing urgent action to be taken in the event of an incident; and
- ▶ the logistics required when the plan is triggered (backup user locations, plant rooms containing backup infrastructure).

The business continuity plan (BCP) aims to define the conditions for continuity of the commercial, financial, administrative and legal activities, as well as corporate communications, management of the IT systems and Human Resources. The business continuity plan was updated during the current fiscal year.

Activities directly linked to managing the satellite fleet (particularly satellite and communications control centre activities) are not currently included as they are already covered by specific security procedures, as described in the previous paragraph devoted to this topic.

Information systems security

In carrying out its business, the Group is exposed to a certain number of operational risks and, more specifically, to risks that are likely to affect its business process. The IT Department is addressing the operating risks relating to the security of the Group's information systems, and this is reflected in the following activities:

- ▶ mapping risks relating to the security of IT systems and assessing their impact on the Group's operations;

- ▶ introducing a policy and a set of standards to meet the Group's security requirements;
- ▶ drawing up and monitoring an action plan;
- ▶ assessing the protective measures that are in place in organisational and technical areas; and
- ▶ reacting in the event of suspicious events or security incidents.

Processing accounting and financial information

In addition to the internal control procedures inherent in its main business activity, the Group has developed significant control procedures for processing accounting and financial information, for both its operating subsidiaries and those that manage its equity interests. During the 2021-22 fiscal year, the Group has continued the implementation of a Group ERP and core model IT tools in each of its subsidiaries.

Monthly reports are also prepared under the supervision the Chief Financial Officer and presented to the Executive Committee. These reports take into account information on the various activities of the Group from the different operational departments of Eutelsat S.A. (Sales Department, Finance Department, Technical Department, Legal Affairs Department etc.) after reconciliation with appropriate accounting and legal documents.

Closing, consolidation and reporting procedures have not been specifically amended during this financial year. Eutelsat S.A.'s financial departments and those of its subsidiaries have duly complied with these procedures.

Preparing the consolidated financial statements

At the end of each month, the financial data from each subsidiary is reviewed by the Consolidation Manager to verify, in particular, that the accounting principles and methods currently in force within the Group are being correctly applied. These accounting principles and methods are set out in the consolidation manual drawn up and distributed within the Group during the year. This manual is updated when necessary. In addition, the Consolidation Manager issues

GROUP RISK FACTORS, INTERNAL CONTROL PROCEDURES AND RISK MANAGEMENT

Internal control procedures and risk management policy

specific instructions to the subsidiaries before the end of each closure of the accounts, including a detailed timetable and a list of the various actions to be taken. In addition, the increased formalisation of the process for drawing up consolidated accounts on the basis of information provided by the subsidiaries ensures that the entire corporate perimeter is covered.

The closing process has been strengthened within the Group's subsidiaries. The half-yearly financial and accounting performance letters were extended over the sales scope and are signed by the RVPs every quarter. This ensures that accounting and financial management is aware of any business commitments.

In addition, each time the accounts are closed (for the half-year and the full-year), the Audit Committee meets to examine and approve the financial statements in the presence of the Company's Statutory Auditors.

Following application by the Company of accounting principles and procedures embedded in the consolidation tool data entry manual, the Statutory Auditors present the conclusions of their work to the Audit Committee and then to the Board. This process aims to ensure accounts approved by the Board of Directors give a reliable and accurate picture of the financial position and business activity of the Company and the Group.

In furtherance of Management responsibility and financial data control for all companies in the Group, the Company uses a consolidation and reporting system guaranteeing:

- ▶ a single source for information used in the legal consolidation and reporting process, managed in a shared database; and
- ▶ that legal data is entered by the various senior managers in the companies comprising the Group and stored in the system.

The information used for consolidation is confirmed by the legal managers in the subsidiaries using representation letters.

Insurance

In-orbit third-party liability insurance – Spacecraft third-party liability policy

The Group subscribes to an insurance policy covering civil responsibility for spacecraft, renewed on an annual basis, and which covers potential damage caused to third parties by the Company in its capacity as a satellite operator.

Other insurance policies

The Group has taken out several third-party liability insurances policies, including one covering its Corporate Officers, Directors and senior managers, as well as the senior managers of its subsidiaries, in the performance of their duties.

In addition, the Group has notably a standard insurance policy against all risks of damage or loss for on-ground telecommunications equipment, various assistance policies for its employees and visitors and an insurance policy covering employees' travel.

Delegation of signing authority and delegation of powers

In principle, all contracts and documents embodying a commitment by the Company are submitted for signature by the Chief Executive Officer or by one of the two Deputy Chief Executive Officers. However, in a number of specific cases, such as managing contracts with suppliers involving small amounts (lower than 300,000 euros), the Chief Executive Officer has authorised certain people in the Group to delegate signing authority. These delegations are established by the Legal Affairs Department, which monitors them. The CEO and the Deputy CEO are authorised to sign all commitments without limitation of the amount or nature, subject to the provisions laid down by the law and the Internal Rules of the Company's Board of Directors.

Managing and monitoring the Group's supplier contracts

As with the Group's other contracts, preparing, negotiating and monitoring the Company's supplier contracts and financing contracts is carried out by Eutelsat S.A. under the service agreement between the Company and Eutelsat S.A. Accordingly, before they are signed, supplier contracts are examined using a procedure that requires endorsement from the relevant Managers, followed by formal approval from the Chief Executive Officer, the Deputy Chief Executive Officer or the Managers to whom the Chief Executive Officer has delegated signing authority.

Procurement procedures

Procedures have been put in place to guarantee that any commitment to order goods or services is preceded by a duly authorised purchase requisition.

The following authorisation procedure must precede all purchases:

- ▶ approval by Senior Management of a procurement budget per project/activity as part of the Annual Budget approved by the Board of Directors; and
- ▶ validation by Management of the Department which made the purchase request (as well as by General Management beyond a predetermined amount).

Invoices received are compared with the appropriate items delivered and/or the appropriate services provided subsequent to the relevant contract or order being submitted.

Invoice payment is subject to the agreement of the various services involved in the procurement process, in compliance with the internal control principles relating to the rules regarding the separation of roles.

All payments are predicated on the principle that two signatures are required. If certain pre-determined amounts are exceeded, the signature of the Chief Executive Officer or one of the two Deputy Chief Executive Officers is also required.

It should be noted that procurement contracts for satellites and launchers are approved beforehand by the Board of Directors as part of its review of the Group's business and investment decisions. Contracts for these programmes are governed by a specific procedure (technical, legal and financial) before being signed by the Chief Executive Officer or the Deputy Chief Executive Officers of Eutelsat S.A.

Addressing the risk of non-compliance

During the fiscal year, the Group has strengthened the programme set up in 2014 to prevent and detect acts of corruption within the Group and continued to deploy it, notably by:

- ▶ the implementation of dedicated governance within the Group, based on the organisation and management of an internal network of correspondents in charge of implementing compliance actions locally, monitoring their effectiveness and reporting on any vulnerabilities detected;
- ▶ strengthening internal communication to reflect senior management's commitment to the fight against corruption and influence peddling and the application of a "zero tolerance" policy to promote a culture of integrity and ethics throughout the Group;
- ▶ the continuation of the actions undertaken as part of the implementation of the eight preventive measures prescribed by the Sapin II Act, in accordance with the recommendations of the AFA, notably: (i) the development of a global action plan based on risk mapping and specific action plans with regard to the main risk areas identified, (ii) the development and regular updating of internal policies on ethics and compliance, (iii) the automation of pre-contractual due diligence on third parties and their integration

1

2

3

4

5

6

7

A

4 GROUP RISK FACTORS, INTERNAL CONTROL PROCEDURES AND RISK MANAGEMENT

Internal control procedures and risk management policy

into internal procedures, (iv) the optimisation of the internal alert system, (v) the intensification of the training program, and (vi) the conduct of compliance reviews by the internal auditors to assess the implementation and effectiveness of the program.

For more information on non-compliance risk management, please refer to Section 3 of this Document.

4.6.3 Prevention and management of the Group's commercial risks

Managing and monitoring the Group's customer contracts

The Group's customer contracts are concluded by Eutelsat S.A. or its subsidiaries on the basis of standard contracts prepared by Eutelsat S.A.'s Legal Affairs Department and Sales Department.

Any change to the standard form is examined in advance by the Legal Affairs Department before the contracts are signed by those with authority to do so.

The execution of sales agreements is subject to a number of approval stages, which vary depending on the annual value of each commitment.

The Group has implemented processes to develop contracts for the allocation of capacity, in particular to verify that contracts are duly signed and that customers are invoiced in accordance with the contract conditions.

Allotment agreements are the subject of monthly and quarterly reports prepared jointly by the Sales and Finance Departments.

Managing the Group's credit risk

In this respect, the standard contracts entered into with customers provide for suspension or interruption of services in the event of payment default. The Company has contracted with two collection agencies.

All new customers undergo a customer risk assessment by the "Credit Management" team in the Finance Department, which determines the amount of financial guarantee required. An annual reassessment is systematically carried out on the entire customer portfolio. Revaluations are also made on a case-by-case basis throughout the year.

The in-house "Credit Management" team of the Financial Department has exclusive responsibility for checking payments. Customers located in geographical areas deemed to be potentially the most exposed to the impact of the economic downturn are monitored closely.

Any delayed payment is thoroughly analysed with the appropriate customer relations managers in the Sales Department and the office of the Legal Affairs Department and, if necessary, followed by appropriate measures. In the event of a dispute, it contacts the Legal Department, which handles any litigation with the support of specialised law firms.

4.6.4 Management of financial risks

Via its subsidiary Eutelsat S.A., the Group has put in place centralised cash flow management. Under service agreements between Eutelsat S.A. and the various entities within the Group (including the Company), the accounts department at Eutelsat S.A. manages foreign exchange, interest rate, counterparty and liquidity risks on behalf of all the Group's entities.

Moreover, the Group is exposed to market risks, notably in terms of currency, interest rates and counterparty risk. The Executive Board actively manages this risk exposure using various derivative instruments.

These instruments are traded over-the-counter with first-rate banking counterparties. The Group does not engage in financial transactions in a speculative perspective or in transactions whose associated risk cannot be quantified at their outset, i.e. the Group never sells assets it does not possess or does not know it will subsequently possess.

The goal is, where appropriate, to reduce revenue and cash flow fluctuations arising from interest-rate and foreign exchange rate variations.

► The Group manages liquidity risk

As of 30 June 2022, liquidity remains strong, with undrawn credit lines of almost 1,209 million euros and cash of 681 million euros.

As of 30 June 2022, the Group complied with all of the covenants on its various credit facilities as described in Section 7.4 of this Document. The Net Debt to EBITDA ratio stood at 3.27x at 30 June 2022 (2.88x at 30 June 2021).

The Group manages liquidity risk by using a tool enabling it to monitor and manage its recurrent cash flow needs. This tool takes account of the maturity of financial investments, financial assets and estimated future cash flows arising from operations.

The Group's goal is to maintain a balance between continuous funding and flexibility by use of overdrafts, term loans, bond issues, revolving credit lines, structured loans and satellite lease contracts.

GROUP RISK FACTORS, INTERNAL CONTROL PROCEDURES AND RISK MANAGEMENT

Internal control procedures and risk management policy

Total flows	30 June 2022		30 June 2023		30 June 2024		30 June 2025		30 June 2026		30 June 2027		Beyond 5 years		Total	
(in millions of euros)	Balance Sheet value	Contractual flows	Principal	Interest	Principal	Interest	Principal	Interest	Principal	Interest	Principal	Interest	Principal	Interest	Principal	Interest
Bank loan Eutelsat Communications S.A.	(398.2)	(426.4)	0	(4.4)	0	(4.4)	0	(4.4)	0	(4.4)	0	(4.4)	(400.0)	(4.4)	(400)	(26.4)
EIB loan Eutelsat S.A.	(199.8)	(207.34)	0	(1)	0	(1)	0	(1)	0	(1)	0	(1)	(200)	(2.4)	(200)	(7.4)
Eutelsat S.A. bonds	(2,289.6)	(2,517.4)	(300)	(47.9)	0	(38.5)	0	(38.5)	(800)	(38.5)	0	(22.5)	(1,200)	(31.5)	(2,300)	(217.4)
Structured debt	(130.5)	(134.5)	(80.0)	(1)	(53.0)	(0.5)	0	0	0	0	0	0	0	0	(133)	(1.5)
Finance leases	(420.6)	(471.7)	(54.7)	(13.8)	(51.0)	(8.8)	(52.2)	(7.5)	(54.7)	(6.2)	(55.9)	(4.9)	(152.1)	(9.9)	(420.5)	(51.1)
Qualified Interest-rate derivatives	(105.7)	(105.7)	(47.4)	0	0	0	(58.3)	0	0	0	0	0	0	0	(105.7)	0
TOTAL FINANCIAL DEBT	(3,544.4)	(3,863.0)	(482.1)	(68.1)	(104.0)	(53.2)	(110.5)	(51.4)	(854.7)	(50.1)	(55.9)	(32.8)	(1,952.1)	(48.2)	(3,559.2)	(298.8)
Other financial liabilities	(291.4)	(291.4)	(255)	0	(36.4)	0	0	0	0	0	0	0	0	0	(291.4)	0
TOTAL FINANCIAL LIABILITIES	(3,835.8)	(4,154.4)	(737.1)	(68.1)	(140.4)	(53.2)	(110.5)	(51.4)	(854.7)	(50.1)	(55.9)	(32.8)	(1,952.1)	(48.2)	(3,850.6)	(298.8)

The following table presents credit line maturities:

(in millions of euros)	30 June 2022	June 2023	June 2024	June 2025	June 2026	June 2027	June 2028
Maturity of available unused credit facilities	(1,209)	(200)	(525)	(103)	(128)	(253)	0

The following table presents the maturity schedule for financial assets:

(in millions of euros)	Total flows 30 June 2022	June 2023 Principal	June 2024 Principal	June 2025 Principal	June 2026 Principal	June 2027 Principal	Beyond 5 years Principal
Currency derivatives	-	-	-	-	-	-	-
Financial assets	108.0	65.1	42.9	-	-	-	-
Cash	596.9	596.9	-	-	-	-	-
Cash equivalents	83.6	83.6	-	-	-	-	-
TOTAL FINANCIAL ASSETS	788.5	745.6	42.9	-	-	-	-

4 GROUP RISK FACTORS, INTERNAL CONTROL PROCEDURES AND RISK MANAGEMENT

Internal control procedures and risk management policy

► Interest rate risk

The Group manages its exposure to interest rate volatility by maintaining a portion of its debt at fixed rates (Eutelsat S.A. bond issues) and when appropriate by a hedging or pre-hedging policy.

Please refer to the Note 7.3.6 of the notes to the consolidated financial statements for more information.

As of 30 June 2022, there was no interest-rate hedging instrument.

The net interest-rate position as of 30 June 2022 was as follows:

(in millions of euros)	Financial assets (a)		Liabilities (b)		Net position before hedging (c) = (a) - (b)		Off-balance sheet (fixed rate swaps, caps, collars) (d)		Net position after hedging (e) = (c) + (d)	
Maturity	Fixed rate	Floating rate	Fixed rate	Floating rate	Fixed rate	Floating rate	Fixed rate	Floating rate	Fixed rate	Floating rate
Less than 1 year	-	745.60	657.10	80.00	(657.10)	665.60	0	0	(657.10)	665.60
From 1 to 5 years	-	42.9	1,108.46	453.00	(1,108.46)	(410.10)	646.81	0	(461.65)	(410.10)
More than 5 years	-	0	1,552.07	0	(1,552.07)	0	0	0	(1,552.07)	0
TOTAL		788.50	3,317.60	533.0	(3,317.63)	255.50	646.81	0	(2,670.82)	255.50

► Foreign exchange risk

In order to hedge the risks of fluctuating foreign exchange rates, the Group may carry out forward sales or synthetic forward sales of U.S. dollars and euros with knock-in options which are exercised or not, depending on the exchange rates on their expiry date. The Group does not automatically hedge or may not be able to hedge all of its contracts denominated in U.S. dollars.

Moreover, in order to hedge the translation risk, the Group may also create liabilities denominated in the currency of the cash flows generated by these assets. Hedging instruments include currency derivatives (cross-currency swaps) documented as hedges of net

investments in foreign operations. The Group implemented foreign exchange swaps for a notional amount of 647 million euros to hedge its net investment in Satmex.

In the context of the C-Band transition, C-band proceeds were hedged for a notional amount of 350 million U.S. dollars, of which 77 million U.S. dollars have been exercised in May in relation to receipt of phase 1 of C-band proceeds. As of 30 June 2022, there were 273 million U.S. dollars in the portfolio to hedge phase 2 of C-band proceeds at a 1.20 euro/U.S. dollar rate.

Please refer to the Note 7.3.6 of the notes to the consolidated financial statements for more information.

The following table shows the situation (in millions of euros) for all existing foreign currency hedging instruments as of 30 June:

(in millions of euros)	Notional amounts		
	2020	2021	2022
Synthetic forward transaction with knock-in option	124.1	100.9	114.10
Forward	106.3	143.0	373.68
Cross currency swap (Eutelsat S.A.)	612.0	572.2	646.81

► Counterparty risk

Counterparty risk includes issuer risk, execution risk in connection with derivatives or monetary instruments, and credit risk related to liquidity and forward investments. The Group minimises its exposure to issuer risk and its exposure to execution and credit risk by acquiring financial products mainly from A-rated financial institutions or banks. Exposure to these risks is closely monitored and maintained within predetermined limits. As of 30 June 2022, the Eutelsat Communications banking syndicate comprised nine lenders, with Eutelsat S.A.'s banking syndicate comprising eight banks for the 450 million euros revolver facility and nine for the 200 million euros revolver facility.

If any of the lenders default on the term loan portion of the credit facilities, the Group retains the amounts initially allocated in full. If any counterparty defaults on the revolving part of a credit facility, the amount obtained may be less than the total amount requested. In this case, the Group has the possibility of drawing one or more additional amounts from the other counterparties in order to obtain the extra sums needed to make up the total amount required. The Group does not expect any losses resulting from a failure by its counterparties to respect their commitments under the agreements it has concluded. As of 30 June 2022, the counterparty risk is not significant.

4.7 Risks relating to OneWeb project

4.7.1 Risks relating to a failure to complete the combination

The failure to complete the proposed combination with OneWeb could have an adverse impact on Eutelsat's share price and its future activities and financial results.

If the combination with OneWeb is not completed because of termination of the memorandum of understanding or, as the case may be, of the final agreements (which would be concluded after the completion of the process of information and consultation of the employee representative bodies and a decision of the Board of Directors), Eutelsat could face a certain number of risks including the following:

- ▶ Eutelsat has incurred and could continue to incur significant costs and expenses in the context of the proposed combination;
- ▶ Eutelsat could face negative reactions from stakeholders such as customers, regulatory authorities, and employees; and
- ▶ Eutelsat's management would have dedicated time and significant resources, before the termination, to issues relating to the combination that could have been otherwise dedicated to day-to-day transactions and other opportunities from which Eutelsat could have benefited.

If the combination does not take place, these risks could materialize and have an adverse impact on Eutelsat's activities, financial position, results and share price.

Moreover, once the definitive agreements are signed, the completion of the combination will be subject to several conditions precedent, some of which are beyond the control of Eutelsat, OneWeb and the main shareholders of OneWeb, and their satisfaction or removal cannot be guaranteed. Any failure or delay in the satisfaction of the conditions precedent could prevent or delay the completion of the combination, which would reduce the synergies and benefits that Eutelsat and OneWeb expect to obtain in the context of the combination and the successful integration of their respective businesses. In particular, the combination is subject in some jurisdictions to prior approval by competition authorities, foreign investment authorities and/or telecom regulatory authorities. The relevant authorities could impose measures or conditions that could have a material adverse impact on Eutelsat's business, operating results, financial position, synergies, and prospects. In addition, the combination remains subject to the approval of Eutelsat's general meeting of shareholders, in particular with regard to the capital increase resulting from the contribution of OneWeb's ordinary shares by OneWeb's shareholders (other than Eutelsat S.A.).

4.7.2 Risk relating to the completion of the combination

Eutelsat expects that the combination would create significant value from synergies over the medium-long term. However, there can be no assurance of such synergies or that the anticipated synergies will exist or will be achieved within the expected timeframe, as the achievement and extent of any synergies depend on a number of factors and assumptions, many of which are outside of Eutelsat's and OneWeb's control. In addition, costs incurred in view of obtaining these synergies may be higher than expected or additional unexpected costs that exceed the value of the expected synergies could arise, leading to a loss of value for shareholders. Finally, the contemplated capital expenditures related to the combination could be higher than anticipated or additional unanticipated capital expenditures could be necessary. The inability to achieve the expected synergies and/or the increase in costs and/or capital expenditure generated in the context of the combination could have a material adverse impact on Eutelsat's business, operating results, financial position, and prospects.

All risk factors relating to the combination, and in particular risks relating to the preparation of pro forma financial information and the reconciliation of accounting standards, will be included and described in detail in the document presenting the transaction, which will be available prior to the shareholders' general meeting convened to approve the resolutions relating to the combination.





5 Regulation

5.1 REGULATIONS GOVERNING FREQUENCY ASSIGNMENTS AND INTERNATIONAL COORDINATION 140

5.1.1	International coordination of frequency assignments under the Radio Regulations	140
5.1.2	Frequency assignments under joint responsibility and/or granted by France	142
5.1.3	French regulations relating to satellite frequency assignments and their operation	142
5.1.4	Frequency assignments granted by Mexico	142
5.1.5	Frequency assignments granted by authorities other than France or Mexico	143

5.2 REGULATIONS GOVERNING THE OPERATION OF EARTH STATIONS, THE DEPLOYMENT OF NETWORKS, THE OPERATION OF ELECTRONIC COMMUNICATIONS NETWORKS, AND THE PROVISION OF ELECTRONIC COMMUNICATIONS SERVICES 144

5.2.1	Regulations in France	144
5.2.2	Regulations in other countries	145
5.2.3	European Union regulations	146

5.3 REGULATIONS GOVERNING CONTENT 146

5.3.1	"Audio-visual Media Services" Directive applicable to TV channels	146
5.3.2	French legislation on audiovisual communication	148
5.3.3	Digital Services Act (DSA)	148

5.4 REGULATIONS GOVERNING SPACE OPERATIONS 149

5.4.1	Principles set out in the law	149
5.4.2	Authorisation process	149
5.4.3	Licences and authorisations obtained by the Group	150

5.5 U.S. EXPORT CONTROL REQUIREMENTS (REGULATIONS GOVERNING THE ACTIVITIES OF THE GROUP'S SUPPLIERS) 151

5.6 OTHER PROVISIONS APPLICABLE TO THE GROUP 151

5.6.1	Role of EUTELSAT IGO	152
5.6.2	Current relationship between Eutelsat S.A. and EUTELSAT IGO	152
5.6.3	Relationship between Eutelsat Communications and EUTELSAT IGO	152

5 REGULATION

Regulations governing frequency assignments and international coordination

The provision of satellite capacity and services is highly regulated. As a satellite operator providing satellite capacity and services in a number of countries, the Group must comply with national regulations in countries in which it provides or seeks to provide capacity and services, and its operations are also governed indirectly by international regulations with which these countries themselves must comply. These various regulations fall into six categories:

- ▶ regulations governing access to the radio frequency spectrum and its international coordination;
- ▶ national regulations governing the deployment and operation of telecommunications networks, the supply of telecommunications services and the operation of RF facilities on the ground ("earth station");

- ▶ regulations governing content;
- ▶ French regulations governing space operations for which France could potentially bear international liability;
- ▶ control requirements relating to exports (regulations governing the activities of the Group's suppliers); and
- ▶ other requirements applicable to the Group (relations with EUTELSAT IGO).

5.1 Regulations governing frequency assignments and international coordination

Frequency assignments are currently distributed between several different radiocommunications services.

In any radiocommunication, radio waves are transmitted, which are primarily characterised by their frequencies. Transmissions on identical frequencies or on frequencies that are insufficiently differentiated run the risk of creating a disturbance between these transmissions, which can result in "radio interference". This type of interference affects the quality of the communications to some degree and, depending on the level of severity, is deemed "permissible" or "acceptable" or, if it affects the communications to the point of making them unusable, "harmful". It is because of the need for an efficient use of frequencies

and to mitigate the risks of interference and the effect on the quality of radiocommunications services as much as possible that the International Telecommunication Union (ITU), which is a specialised United Nations agency, has a body of rules regarding "frequency assignments" and their coordination at the international level to limit the risks of interference. These rules are contained in the ITU's "Radio Regulations".

The World Radiocommunication Conference (WRC) is held every four years to agree on amendments to the Radio Regulations and their Appendices. The next WRC will take place from 20 November to 15 December 2023 in the United Arab Emirates.

5.1.1 International coordination of frequency assignments under the Radio Regulations

The coordination of frequency assignments at the international level aims to define the technical and regulatory conditions required to use frequency bands in order to ensure the co-existence of satellite operations authorised by countries in the exercise of their sovereign rights (or groups of countries in their capacity as Parties to an intergovernmental organisation, which is the case of the assignments the Group inherited from the IGO when the Transformation to private the Company took place in 2001).

The rules governing coordination make it possible to determine whether satellite operations that have not yet commenced can begin as defined by the corresponding assignments or, if not, whether they have to be adjusted due to the risks of interference with other satellite operations. Similarly, when satellite operations have already started and are proven to cause harmful interference to other operations, the rules define to what extent such operations can continue, with or without adjustments, or whether they must be terminated to avoid interference.

The Radio Regulations define three separate systems for frequency assignments to be used for space radiocommunications using geostationary satellites. The applicable system is determined by the frequency bands in which the frequencies to be assigned are located:

- ▶ a general system governs assignments in all frequency bands assigned to space radiocommunications services in the parts of

the spectrum known as "C-band", "Ku-band", "Ka-band" and "Q/V band", with the exception of those explicitly governed by one of the two special systems described below;

- ▶ the first special system (referred to below as the "BSS System") governs assignments in the Ku-band spectrum assigned to the Broadcasting Satellite Service (BSS) and the corresponding resources to be used for uplinks to the broadcasting satellites; and
- ▶ the second special system (referred to below as the "FSS System") governs assignments in specific sections of the spectrum in the C- and Ku-bands, assigned to the Fixed Satellite Service (FSS).

Under these three systems, the countries that have international responsibility for the given assignments, either individually or jointly, must submit, through their competent regulatory authority, certain items of information about the assignments to the ITU Radiocommunication Bureau (RB). The RB then publishes this information in circulars sent out periodically to the authorities of all ITU Member States. For France, the Authority is the *Agence nationale des fréquences* ("ANFR").

Regulations governing frequency assignments and international coordination

► General scheme

Under the general scheme, an initial submission ("Request for Coordination"), which provides very detailed information on the assignments, marks the beginning of the actual coordination process. From the date it is received by the Radiocommunication Bureau, this Request for Coordination takes priority over all assignments covered by a subsequent Request for Coordination. By virtue of this priority, when coordination between assignments covered by a subsequent Request for Coordination proves problematic or impossible, the Authority that submitted its Request for Coordination first is not required to make adjustments to its frequency assignments in order to facilitate coordination with assignments covered by a subsequent Request or Requests for Coordination.

The general scheme does not prohibit the implementation or operation of frequency assignments for which the coordination process has not been completed. However, in such a case, operation of these frequency assignments may have to be interrupted or adjusted if such operation causes harmful interference to operations covered by assignments with a higher priority.

Priority continues to apply for the 7-year period during which assignments can be brought into operation. If the assignments have not been brought into operation when this time limit expires, the Request for Coordination is deemed to have never existed. However, the Authority responsible must then restart the process and re-submit the submission. The new Request for Coordination then gives these assignments a lower priority than the first, placing them behind all assignments for which a Request for Coordination has been submitted in the meantime.

Assignments that are brought into use before the deadline expires continue to enjoy the priority conferred by the Request for Coordination during the full term of validity of the assignments as declared by the relevant Authority in its Request for Coordination (30–40 years for the Group's frequency assignments). There are, however, provisions in the Radio Regulations enabling an extension in the period of validity for assignments in operation.

► Special BSS and FSS schemes

With these two special systems, the international community adopted *a priori* plans at the ITU's World Radiocommunication Conferences (WRCs). These plans guarantee all ITU Member States identical rights, irrespective of the size of their populations and territories, to make predefined use of specified amounts of radio spectrum resources in the frequency bands governed by these two systems. These predefined uses have priority over any other use of these resources. Furthermore, in contrast to the general method of coordination in which participating authorities can freely agree on the measures and technical conditions to be used for coordination, these special systems define highly detailed rules and technical conditions to be used for coordination.

Apart from these predefined frequency assignments for national coverage, public authorities may submit requests for additional frequency assignments as in the case of the general system. In this case, these two systems do not involve an initial submission (whose date, in the case of the general coordination system, determines the deadline for bringing the assignments into use), but instead call for a single detailed submission (request for registration of "additional

assignments"), which, as in the general method of coordination, gives priority over subsequent submissions from the date it is received by the RB.

Under the BSS method, the date of receipt by the ITU is the start of an 8-year period during which the assignments have to be brought into use, otherwise the entire process must be restarted with a new submission and a lower priority. Once operation has begun, it can continue for 15 years and is renewable, without loss of rights, as long as the technical specifications of these rights remain the same. As under the general coordination system, operation may begin before the end of the coordination process with priority uses that are predefined as being additional. In situations where there is harmful interference, the priority ranking will determine the uses that can be continued without adjustments and those which will have to be interrupted or adjusted, with predefined uses having the highest priority.

Under the FSS system, it is also the date of receipt by the ITU which starts the 8-year period.

Following a review by the RB, a submission is accepted if:

- the assignments do not affect the rights of any Member State, as predetermined by the plan, or the rights acquired by a Member State for assignments covered by a submission on which the RB has previously reached a favourable finding; or, if the opposite is the case;
- the authorities, the rights of which might be affected, have explicitly accepted that their rights can be affected.

If the RB reaches a negative conclusion, the submission is deemed null and void. In that case, the authority concerned must make a new submission, which will be examined by the RB after all the other submissions that have been received by the RB in the meantime.

A majority of the frequency assignments the Group uses for its activities, present and future, have been granted under the general system and have either been successfully co-ordinated or benefit from a high priority.

Nevertheless, at a number of orbital positions, the Group operates under frequency assignments governed by the special BSS and FSS systems. Most of these assignments have been the subject of a successful coordination procedure. In a very small number of cases, however, the Group began operation under such assignments without having fully completed the coordination process.

► Settlement of disputes

The legal certainty obtained by satellite operators from the application of the Radio Regulations governing international coordination of frequency assignments depends on strict compliance with these procedures by all ITU Member States.

As a general rule, verified situations of harmful interference are handled through informal contacts at an operational level (control centres) between the operators concerned. In the majority of cases, the operators resolve the problem. Rare cases that cannot be resolved by such means are handled through exchanges between the relevant authorities ("interference claims"). The authorities can also request the assistance of the RB to establish contacts or, in very rare cases, conduct an investigation into the failure by an ITU Member State to comply with its obligations under the Radio Regulations.

1

2

3

4

5

6

7

A

5 REGULATION

Regulations governing frequency assignments and international coordination

However, the Radio Regulations do not contain any mechanism for mandatory resolution of disputes or compulsory enforcement. The ITU's arbitration procedure assumes the consent of the parties. Similarly, no provision of the Radio Regulations or of international

law in general offers a solution in cases when this spontaneous and voluntary arbitration process does not succeed in resolving the dispute.

5.1.2 Frequency assignments under joint responsibility and/or granted by France

Frequency assignments used by the Group in its business activities, both present and future, involve joint responsibility, and were, in part, issued to the IGO by the Member States collectively ("Parties") prior to the Transformation. For all these frequency assignments, the Parties collectively discharged their joint obligations under the Radio Regulations through the Party of France, which was designated by them to act in their name and on their behalf.

The *Agence nationale des fréquences* ("ANFR") is the French authority responsible for ensuring that France complies with its obligations under the Radio Regulations. Prior to the Transformation, the ANFR was the entity responsible for applying the international rules governing the coordination of frequency assignments on behalf of all the Parties.

Following the Transformation, all frequency assignments remained under the joint responsibility of the Parties.

France is the main authority required by the Group for all new French frequency assignments (see the description of applicable French regulations under "Access to frequencies" as below). Eutelsat S.A. has already requested and obtained new frequency assignments, both to supplement the collective frequency assignments that were transferred to it on 2 July 2001 and to plan for the future development of its activities. In addition, in connection with the Group's international expansion, new assignments were also requested through other authorities.

5.1.3 French regulations relating to satellite frequency assignments and their operation

Prior to the adoption of French Law No. 2004-575 of 21 June 2004, satellite frequency assignments were under the sole control of the ANFR. They depended on the ANFR submitting to the ITU's Radiocommunication Bureau information required under the Radio Regulations governing international coordination of frequency assignments. Relations between the operators and the ANFR for the operation of frequency assignments were not legally formalised.

French Law No. 2004-575 of 21 June 2004 concerning confidence in the digital economy (known as LCEN) contains a section on "satellite frequency assignments" and was transposed into the *Code des postes et des communications électroniques* (Postal and Electronic Communications Code ("CPCE")) in Articles L. 97-2 et seq. This law, together with Decree No. 2006-1015 of 11 August 2006, transposed into the CPCE in Articles R. 52-3-1 et seq., establishes a new two-stage process:

- ▶ the assignment request is sent to the ANFR, which, after verifying that it complies with the national Table of Frequency Band Allocations, declares it to the ITU on behalf of France. A fee, equal to the amount invoiced by ITU to ANFR for processing the request submitted to ITU, is payable by the operator (Article R. 52-3-1 of the CPCE);
- ▶ operation of the assignment is subject to authorisation by the Minister responsible for electronic communications, after obtaining

the opinion of the authorities involved in assigning the frequencies concerned (*Conseil supérieur de l'audiovisuel* – CSA, the *Autorité de régulation des communications électroniques et des postes* (ARCEP), the French Ministry of Defence, etc.). This authorisation is granted on condition that the entity requesting the capacity provides proof of its ability to control the emissions of all RF stations, including earth stations, using the frequency assignment, and pays a fee to the ANFR for services rendered corresponding to the cost to the government of processing the request. The amount of this fee is established jointly by the Minister in charge of the budget and the Minister in charge of electronic communications. The Decree of 11 August 2006 set this amount at 20,000 euros. Authorisation can be refused, for example "for the protection of public order, defence or public safety".

Currently, Eutelsat S.A. is authorised to operate frequency assignments at the following orbital positions: 5° West, 7° West, 8° West, 12.5° West, 3° East, 4° East, 7° East, 9° East, 10° East, 13° East, 14.5° East, 16° East, 21.5° East, 25.5° East, 28.5° East, 33° East, 36° East, 48° East, 70.5° East, and 88.5° East. In addition, some filings for other orbital positions (such as 61° West, 133° West, 139° West, 80.5° East, 172° East, and NGSO), or, more frequently, to complement authorisations already obtained, are currently under examination and should be authorised in the near future.

5.1.4 Frequency assignments granted by Mexico

Providers of satellite services to or within Mexico and the use of orbital slots licensed by the Mexican government are subject to the requirements of the Federal Telecommunications and Broadcasting Law. Under the Telecommunications Law, a provider of satellite services must operate under a concession granted by the SCT. Such

a concession may only be granted to a Mexican corporation and may not be transferred or assigned without the approval of the SCT. Pursuant to a recent amendment to the Mexican Constitution, foreign investors are permitted by law to hold up to 100% of the full-voting stock of such a corporation.

Regulations governing frequency assignments and international coordination

In addition, Eutelsat Americas' operations are subject to the regulations of the Mexican (a) *Ley General de Bienes Nacionales* ("General Law on National Assets"), which regulates all assets that fall within the public domain, as well as the safeguarding clauses contained in our Concession; (b) *Ley General del Equilibrio Ecológico y Protección al Ambiente* ("General Law on Ecology and Protection of the Environment") together with other Mexican environmental laws; (c) *Ley Federal de Competencia Económica* ("Federal Economic Competition Law"); (d) *Ley de Vías Generales de Comunicación* ("Law of General Means of Communication"), and (e) other international treaties, laws, rules, regulations, and decrees.

Under the Federal Telecommunications and Broadcasting Law, the SCT is, among other things, responsible for issuing concessions and permits related to telecommunications and for formulating policies in the telecommunications area and otherwise taking all other actions on behalf of the Mexican government in connection with telecommunications. The *Instituto Federal de Telecomunicaciones* ("IFT") is the telecommunications regulator responsible for, among other things, most day-to-day regulation of satellite communications services in Mexico.

The rules promulgated pursuant to the Federal Telecommunications and Broadcasting Law require licensees of satellites intending to provide telecommunications services through one or more transmitting earth stations of their own to obtain a separate license to construct and operate a public telecommunications network. Where

the satellite operator intends to provide telecommunication services to any person not holding a public telecommunications network concession or permit, it must provide such services only through an affiliate or subsidiary that holds a separate concession or permit.

Mexican laws currently allow competition in the provision of (a) any Mexican satellite operators holding a concession and (b) any foreign satellite operators holding an authorisation to provide international FSS, DTH FSS and broadcast satellite services. The Mexican government has liberalised its regulatory environment to allow non-Mexican satellite companies to provide satellite services in Mexico.

The Orbital Concessions awarded by the Mexican government to Eutelsat Americas currently include the right to use the 113.0° W.L., 114.9° W.L. and 116.8° W.L. orbital slots and associated C- and Ku-radio-frequency bands, and the right to use a Ka-band at 113.0° W.L. and 114.9° W.L. upon fulfilment of certain requirements before the SCT and the IFT.

As part of the three Orbital Concessions, Eutelsat Americas is required by the SCT to allocate 362.88 MHz (171.84 MHz in C-band and 191.04 MHz in Ku-band) of capacity to the Mexican government, free of charge, for national security and certain social services (State Reserve). In the case of future satellites, the capacity reserved to the Mexican government will be defined by the SCT according to applicable law and regulations.

5.1.5 Frequency assignments granted by authorities other than France or Mexico

The Group operates satellites with frequency assignments granted by authorities other than France or Mexico on an increasing number of orbital positions.

The Group may directly hold the corresponding rights, or these frequency assignments may be operated by the Group under agreements entered into with entities having the right to use these assignments.

The EUTELSAT 36A satellite is operated at 36° East under Russian frequency assignments granted by the Russian Authority and held directly by RSCC.

In the case of the EUTELSAT 172B satellite operated at 172° East, the Group is directly entitled to a combination of frequency assignments granted by the U.S. and the French authorities. Furthermore, the satellite operates its assignments under the U.S. regulations and authority.

In the case of the EUTELSAT 174A satellite operated at the 174° East orbital position, the Group directly holds frequency assignments notified under Cyprus's administration, and the satellite operates these assignments under the authority and regulations of Cyprus.

For the EUTELSAT 65 WEST A satellite operated at 65° West, frequency assignments have been granted by the Brazilian Authority. They were obtained, together with associated authorisations, in an auction process in Brazil and they were directly granted to the Group. The satellite operates these assignments under the Brazilian authority and regulations as well as under other authorities, in particular to protect services provided outside the Brazilian territory from the 65° West orbital position. In this regard, the Group also obtained rights on further assignments for additional frequencies and/or coverage. As an example, for the specific frequency band known as Ka, frequency assignments notified under the administration of Papua New Guinea (PNG) for which Eutelsat is the beneficiary are also used.

The EUTELSAT 117 WEST B is operated at the 117° West orbital position under frequency assignments granted by the authority of Papua New Guinea and held by Eutelsat.

1

2

3

4

5

6

7

A

5 REGULATION

Regulations governing the operation of earth stations, the deployment of networks, the operation of electronic communications networks, and the provision of electronic communications services

5.2 Regulations governing the operation of earth stations, the deployment of networks, the operation of electronic communications networks, and the provision of electronic communications services

As a satellite operator offering its services in approximately 150 countries, the Group is subject to national laws and regulations on communications and broadcasting in a large number of different countries.

Most of these countries do not require satellite operators to obtain a licence or other authorisation if their role is limited to providing satellite capacity to other entities that are themselves authorised to operate networks and/or communications services. In these countries,

the Group only needs a licence or other authorisation if it intends to deploy and operate its own communications networks or install and operate earth stations. Most European countries and many of the Member States of the World Trade Organisation ("WTO") have been included in this category of countries since the liberalisation of their regulations, by virtue of the commitments made under the WTO Agreement on basic telecommunications services, which came into force in February 1998.

5.2.1 Regulations in France

The *Autorité de régulation des communications électroniques et des postes* ("ARCEP") is the French authority responsible for ensuring that operators comply with the obligations contained in the applicable legislation and regulation.

► Operation of telecommunications networks

In France, the installation and operation of telecommunications networks open to the general public as well as the provision to the general public of telecommunications services used to require prior declaration to the ARCEP under French Law No. 2004-669 of 9 July 2004 on electronic communications and audio-visual communications services.

In accordance with Order No. 2021-650 of 26 May 2021 transposing Directive (EU) 2018/1972 of the European Parliament and of the Council of 11 December 2018 establishing the European electronic communications code, the establishment and operation networks open to the general public as well as the provision to the general public of electronic communications services are now free, subject to compliance with a certain number of rules relating, in particular, to:

- the conditions of permanence, quality, availability, security, and integrity of the network and the service;
- the secrecy of correspondence;
- network and service standards and specifications;
- the requirements imposed by the protection of health and the environment and by land use and urban development objectives;
- the requirements imposed by public order, national defence, and public security, in particular those necessary for the implementation of interceptions justified by public security requirements;
- the free delivery of emergency communications and information of general interest to end users;
- the financing of the universal service;
- interconnection and access as well as interoperability of services;
- Internet neutrality, which consists of ensuring open Internet access.

However, until 2015, these activities still required payment of an administrative tax of 20,000 euros under Article L. 33-1 of the CPCE. French Finance Law No. 2015-1785 of 29 December 2015 for 2016 removed this tax due by communication operators (Article 27).

In France, the services provided by electronic communications operators are now subject to the payment of the "Copé Tax" introduced by Article 33 of Law No. 2009-258 of 5 March 2009 on audio-visual communication and the new public television service.

In accordance with Article 302 bis KH of the French General Tax Code, this tax is payable by all telecommunications operators, within the meaning of Article L. 32 of the CPCE, which provide a service in France and are subject to a prior declaration to ARCEP (the French Electronic Communications, Postal and Print media distribution Regulatory Authority). The tax is based on the amount, excluding VAT, of subscriptions and other amounts paid by users to operators for telecommunications services that they provide. A rate of 1.3% is applied to the portion of this annual revenue, excluding VAT, over and above five million euros.

► Access to frequencies

Moreover, the use of radio frequencies by RF earth stations is covered by authorisations issued by ARCEP ("frequency assignments"). Under Article L. 42-1 of the CPCE, these authorisations cannot exceed 20 years. In practice, they are issued for 10 years. ARCEP also imposes a certain number of technical requirements that must be respected by the operators to which the frequencies have been assigned.

In addition, operators are required to pay an annual fee to the government for the provision of frequencies and an annual fee for their management, under Decree No. 2007-1532 and the Order of 24 October 2007, as amended by Decree No. 2008-656 and the Order of 2 July 2008 as well as Decree No. 2016-409 and the Order of 5 April 2016.

Regulations governing the operation of earth stations, the deployment of networks, the operation of electronic communications networks, and the provision of electronic communications services

They also have to take the necessary measures to protect the secrecy of private communications as well as the confidentiality of their customers' personal data. ARCEP has assigned to Eutelsat S.A. a certain number of frequencies for the operation of earth stations, notably earth stations located at its Paris-Rambouillet teleport.

Non-compliance with the applicable telecommunication laws and regulations could result in administrative or criminal fines, as well as sanctions imposed by ARCEP or other public authorities, including the suspension or withdrawal of the frequency assignment.

5.2.2 Regulations in other countries

Many countries, including most European states, have liberalised their regulatory frameworks relating to the provision of voice, data and video services. They have also increased the scope for granting authorisations to own and operate earth station equipment and to select a provider of satellite capacity. Most countries allow authorised providers of communications services to have their own transmission equipment and to purchase satellite capacity without restriction. This facilitates end-user access to the Group's services.

The Group filed licensing applications to act as a network and earth station operator in Italy, Germany, Austria, the United Kingdom, Switzerland and Spain. The Group notably obtained a network operator licence and two general authorisations to provide interactive satellite services in Italy.

Some countries, mainly in emerging markets, have maintained strict or de facto monopolies. In these countries, a single State entity (generally the public postal, telephone and telegraph authority) often has a monopoly on the ownership and operation of communications equipment or on the provision of communications or broadcasting services to/from that country, including via satellite. To offer services in these countries, the Group may have to negotiate an operating agreement with the State entity, which defines the services to be offered by each party, the contractual terms of the service and tariffs. Depending on national regulatory requirements, operating agreements between the Group and the service provider may require end-user clients to obtain the Group's services through the State entity, with all associated ground services provided by that entity. These operating agreements also allow customers to possess and use their own equipment, while requiring them to purchase the Group's services through the State entity.

► Landing rights

Despite the liberalisation of national regulations following adoption of the WTO Agreement on Basic Telecommunications Services, some countries require authorisations to operate satellites in-orbit. In these countries, the Group must obtain authorisation to provide (i) downlink services from the satellite to the earth station terminals located in these countries ("landing rights") or (ii) uplink services from the earth station terminals to the satellite ("take-off rights").

Prior to becoming a part of the Group, Satmex (which now operates under the commercial name Eutelsat Americas) secured landing rights to provide satellite services to more than 45 nations and territories across the Americas (Canada to Argentina). Eutelsat

Americas holds an authorisation by the FCC to access the U.S. market with respect to SATMEX 5 (renamed EUTELSAT 115 WEST A), SATMEX 6 (renamed EUTELSAT 113 WEST A), SATMEX 7 (renamed EUTELSAT 115 WEST B), SATMEX 8 (renamed EUTELSAT 117 WEST A), and SATMEX 9 (renamed EUTELSAT 117 WEST B). Except for EUTELSAT 117 WEST B, all of these satellites have been added to the list of foreign satellites approved to provide FSS in Canada. The Brazilian regulatory authority has also granted landing rights for EUTELSAT 113 WEST A.

The Group has also obtained these authorisations for some of its satellites in Brazil, Pakistan and a number of other South American countries. The Brazilian regulatory authority granted Eutelsat S.A. landing rights for EUTELSAT 8 WEST A (at 8° West), EUTELSAT 10A (at 10° East) and EUTELSAT 12 WEST A (12.5° West) and for EUTELSAT 5 WEST A (at 5° West).

As part of the acquisition of orbital rights at the 65° West orbital position under the auction process in Brazil, the Group has automatically obtained the Brazilian landing rights for this orbital position, and landing rights are being secured for other countries in the region covered by the EUTELSAT 65 WEST A satellite launched in March 2016.

► Access to the Group's satellites from the U.S.A.

The Federal Communications Commission ("FCC") is the U.S. governmental agency responsible for regulating satellite communications. In 1997, the FCC enacted regulations permitting non-U.S. satellite operators to request access to the U.S. market using non-U.S. satellites for the provision of both international and domestic services. In 1999, the FCC streamlined the process by creating the "Permitted Space Station List".

Where a non-U.S. satellite is added to the FCC's Permitted Space Station List, earth station operators in the U.S.A. licensed to operate with U.S. satellites are able to access that non-U.S. satellite without additional authorisation from the FCC. These streamlined procedures are applicable only to frequency bands that the FCC considers "conventional". These do not include the full spectrum of Ku-band or C-band frequencies used for transmissions to and from the Group's satellites. Earth station operators in the U.S.A. must therefore still apply for FCC authorisation to transmit to or receive from the Group's satellites in certain frequency bands despite these satellites being on the FCC's "Permitted Space Station List".

1

2

3

4

5

6

7

A

5 REGULATION

Regulations governing content

Currently nine of the Group's satellites are entered on the "Permitted Space Station List".

Satellite name	Orbital position	Date of entry on the Permitted Space Station List
EUTELSAT 8 WEST B	8° West	2020
EUTELSAT 113 WEST A (previously SATMEX 6)	113.0° West	2006
EUTELSAT 115 WEST B (previously SATMEX 7)	114.9° West	2015
EUTELSAT 117 WEST A (previously SATMEX 8)	116.8° West	2012
EUTELSAT 117 WEST B (previously SATMEX 9)	117.0° West	2015
EUTELSAT 172B	172° East	2017
EUTELSAT 174A	174° East	2017
EUTELSAT 133 WEST A	133° West	2018
EUTELSAT 139 WEST A	139° West	2021

5.2.3 European Union regulations

► Current regulatory framework

Directive (EU) 2018-1972 of the European Parliament and of the Council of 11 December 2018 establishing the new European electronic communications code, defines the new regulatory framework in this area.

This text, which covers issues relating to spectrum, access, consumer rights, universal service, the alert mechanism, and intra-EU calls, was to be transposed by the Member States before 21 December 2020.

On 26 May 2021, France adopted Ordinance No. 2021-650 transposing this Directive (EU) 2018-1972, which also establishes the measures to adapt the powers of the regulatory authority for electronic communications, the post, and the distribution of the printed press.

This new European code replaced and repealed the regulatory framework formerly in force, adopted on 24 November 2009 and known as the "Telecom Package", which contained:

- a Directive (2009/140/EC) which amended three existing directives:
 - the "Access" Directive (2002/19/EC),
 - the "Authorisation" Directive (2002/20/EC),
 - the "Framework" Directive (2002/21/EC);
- a Directive (2009/136/EC) which amended two existing directives:
 - the "Universal Service" Directive (2002/22/EC),
 - the "Privacy and Electronic Communications" Directive (2002/58/EC);
- Regulation (EC) No. 1211/2009 establishing the Body of European Regulators for Electronic Communications (BEREC).

5.3 Regulations governing content

5.3.1 "Audio-visual Media Services" Directive applicable to TV channels

TV broadcasting in the European Union was first regulated by Directive 89/552/EEC of 3 October 1989, also known as the "Television without Frontiers" Directive. This directive was substantially amended three times by:

- European Directive 97/36/EEC of 30 June 1997 on the coordination of certain legislative, regulatory or administrative provisions in Member States relating to the performance of television broadcasting activities;
- European Directive 2007/65/EC of 11 December 2007 known as the "Audio-visual Media Services" (AVMS) Directive. This Directive (i) extends the scope of the "Television Without Frontiers" Directive to on-demand audio-visual media services, (ii) promotes the production of and access to European works and (iii) relaxes the rules governing audio-visual advertising. The directive was required to be transposed into the national laws of Member States by

19 December 2009; it has direct and simultaneous application throughout the European Union since this date, hence preventing any dispute over jurisdiction liable to arise from any gap in transposition between Member States and was transposed into French law by the Act of 5 March 2009 relating to audio-visual communication and the new public television service; and

- Directive 2018/1808 of 14 November 2018. It introduces new provisions such as (i) extending the scope of application to new audio-visual media services such as video sharing platforms, social media and live streaming, (ii) imposing a quota of 30% of European works in the catalogues of video-on-demand services (VOD) such as Netflix or Amazon Prime or (iii) applying the target country's rules to taxation for linear and non-linear services. Self-regulation and co-regulation is strongly encouraged.

In accordance with this regulation, each EU Member State must ensure that programmes transmitted by TV broadcasters under its jurisdiction comply with laws applicable to broadcasts intended for the general public.

► Channels established in an EU Member State

If the television channel is established in an EU Member State, that Member State is automatically the competent regulatory authority. Under the regulations of most EU Member States, producers of television programmes that can be viewed by the general public must be authorised by the regulatory body. After being approved by the regulator in its home country, a channel can then broadcast its content freely in other EU States, provided that it continues to comply with its home country's laws. These laws include the provisions of Directives in force, including those covering the protection of minors and banning the promotion of hatred and racial discrimination.

► Channels established in a non-EU country

In the case of channels outside the EU that are broadcast via satellite to all or part of the EU and, by definition, are established in a non-EU country, the "Audio-visual Media Services" Directive provides for the determination of an EU Member State to regulate these channels on behalf of the other Member States.

Since the "Audio-visual Media Services" directive came into force on 19 December 2009, the responsible EU Member State has been the one from which the uplink is made towards the satellite (criterion No. 1) or, failing this, the one with authority over the satellite capacity used (criterion No. 2).

The AVMS Directive has established a Contact Committee under the aegis of the European Commission. The Committee brings together representatives of the regulatory authorities of EU Member States. Its objective is to facilitate effective implementation of the Directive through regular consultation on any practical problems arising from its application (particularly from application of Article 2), to deliver opinions, and to be a forum for an exchange of views.

At its 26th meeting held on 19 February 2008, during the AVMS Directive's transposition period, the Commission established an anteriority rule to ensure that channels are only subject to one jurisdiction: *"the Member State where the uplink is used first keeps jurisdiction, even if the same signal is also uplinked later – for other packages – from another Member State"*. Accordingly, the uplink prevails to identify the Member State having jurisdiction.

On 3 November 2009, during its 31st meeting, the Commission proposed an improvement to the anteriority criterion of the uplink: *"if the oldest uplink concerns a satellite whose footprint is not focused on Europe, while the more recent one concerns a satellite whose footprint is focused on Europe, the more recent uplink should be taken into consideration for determining the jurisdiction. The focus of a footprint is the region where the signal strength is the highest"*.

In practice, these principles are implemented by the CSA as follows:

- when two or more uplinks concern satellites with non-equivalent coverages of Europe (EU), the Member State having jurisdiction is the one where the uplink targets the satellite offering the best coverage of Europe (footprint criterion);
- when two or more uplinks concern satellites with equivalent coverages of Europe (or the same satellite), the Member State

having jurisdiction is the one with the oldest uplink (anteriority criterion).

The directive was transposed in France by the Law of 5 March 2009. Since 2009, most of the non-European channels broadcast by the Group in Europe use an uplink coming from an EU country which is now covered by other European regulators. The French CSA is no longer systematically the competent regulatory authority.

The AVMS Directive has been revised through Directive 2018/1808 of the European Parliament and of the Council of 14 November 2018. Nevertheless, the criteria of the 2007 AVMS Directive for determining the competence of the regulator in the case of non-European channels have remained unchanged. Article 2 of the new directive was transposed into French law on 21 December 2020 by ordinance.

► Consequences of Brexit: the specific case of British channels

In application of Article 43-7 of the French Law of 1986, television services coming under the jurisdiction of another EU member state or a party to the agreement on the European Economic Area, as well as television services falling under the jurisdiction of another State party to the European Convention on Transfrontier Television (ECTT), can be broadcast in France by satellite or wireline without prior formalities.

As the United Kingdom is, like France, a Party to the ECTT, the television services established there, within the meaning of Article 5 of this convention, continue to benefit from this option, in accordance with the ECTT, of which Article 4 provides that the Parties "shall guarantee freedom of reception and shall not restrict the retransmission on their territories [...] of programme services which comply with the terms of this Convention".

Conversely, the United Kingdom ensures the freedom of reception, on its territory, of television services falling under the jurisdiction of other States party to the ECTT, including the EU member states party to the ECTT, such as France. Television services of States not party to the ECTT must complete the formalities required by Ofcom for their reception in the United Kingdom.

Some EU and EEA member states have not signed or ratified the ECTT.

In these states, a television service established in the United Kingdom cannot benefit from the freedom of reception provided for in Article 4 of the ECTT, and it is solely on the basis of the AVMS Directive and national legislation in each of these States that the legal situation is examined.

Each of these States is therefore justified in considering that this service established in the United Kingdom, a non-EU State, is deemed to come under the jurisdiction of an EU member state under Article 2-4 of the AVMS directive (provisions transposed in France in Article 43-4 of the Law of 30 September 1986), if it uses an uplink to a satellite located in a member state or, failing that, if it uses satellite capacity under the authority of a member state.

Consequently, this television service can be brought under the jurisdiction of France due to its link's location in France or its broadcasting in Europe by Eutelsat's satellite capacity.

French law applicable to non-European television services under the jurisdiction of France provides that they can be broadcast by satellite and wireline without prior formalities. However, they must respect the French Law of 30 September 1986 and are subject to the CSA's control.

1

2

3

4

5

6

7

A

5.3.2 French legislation on audiovisual communication

In accordance with French Law No. 86-1067 of 30 September 1986 on the freedom of communication, as amended, French TV channels broadcast by the Group were subject to a convention with the CSA until the Antiterrorism Act of 23 January 2006, introducing various provisions concerning security and border controls, which terminated all prior formalities (i.e. all authorisation procedures) regarding the broadcasting of non-EU channels for which France has authority and those that come under the authority of other European Member States or parties to the European Economic Area Agreement. Nevertheless, like French channels, they remain subject to French law and all restrictions on content imposed by the 1986 Act, particularly regarding human dignity, protection of minors and the safeguarding of public order, as defined in Article 1, and non-incitement to hatred and violence for reasons of race, sex, culture, religion or nationality, as established in Article 15.

As a satellite operator, the Group is not a provider of television programmes. However, it is subject to certain obligations under the Law of 30 September 1986:

- ▶ it is required, under Article 19, to provide the CSA with all information needed to identify the producers of the channels it broadcasts; and
- ▶ it is required, under Article 33-1-III, to inform channel producers of the regime applicable to them, including the aforementioned restrictions on the freedom of communication. Since Eutelsat S.A. has no direct contractual link with most of the channels it broadcasts, it fulfils its obligation by including in its contracts a provision stating that content broadcast on leased capacity must comply with the law in force in the country of reception.

The CSA's powers of sanction are defined in Article 42: it can serve a notice directly on Eutelsat to comply with its legal obligations. The CSA can serve a notice on Eutelsat not only to fulfil its obligations as defined in Articles 19 and 33-1, but also to cease broadcasting any non-EU TV channel that does not comply with the principles set out in the law. In practice, this provision has so far been used only to address threats against public order, incitement to racial hatred as well as offence to human dignity.

If Eutelsat S.A. were to fail to cease such transmissions by the specified deadline, the CSA would have the right to sanction the Company by imposing a fine of up to 3% of its annual revenues and 5% in the event of a further violation of the same obligation (Articles 42-1 and 42-2).

The CSA has another legal method of ensuring compliance with a notice, i.e. application to the *Conseil d'État* for an interim order

requiring Eutelsat to fulfil its legal obligations. However, since this method is more cumbersome than the service of a notice and direct penalties, it has rarely been used.

These specific powers, which enable the CSA to bring pressure to bear on the satellite operator, are not expressly provided for in the directive. The directive does accept, however, that States can take this type of action.

Finally, within the framework of sanctions imposed on some states by the European Union and/or the Security Council of United Nations, Eutelsat might have to request the termination of a service if a channel broadcast by its satellites were to figure amongst the sanctioned organisations.

Since the launch of the war in Ukraine by Russia on 24 February 2022, the European Union has taken numerous sanctions related to the broadcasting of Russian television channels. As early as 2 March 2022, Russia Today (RT) and Sputnik were banned from broadcasting in Europe. Further measures then prohibited the three major Russian public broadcasters (RTR Planeta, Rossiya 24/Russia 24, TV Centre International) from broadcasting content via operators in the European Union.

These bans are directly applicable in all member states, without the need for national regulators to intervene. Eutelsat has therefore implemented these broadcasting bans, making these sanctions fully effective.

Broadcasting more than 7,000 channels around the world, Eutelsat has always pursued a strict policy of neutrality, systematically applying the decisions of the competent regulators and authorities.

It could nevertheless prove difficult to comply with injunctions to cease transmission of an uplinked signal on a given transponder, in the event of the broadcaster client or the channel itself not stopping the broadcasting of the programme concerned. This would imply that the Group would have to switch off the corresponding transponder on-board the satellite even if this transponder is carrying other, authorised television channels (a 36 MHz transponder can broadcast around ten television channels in digital mode). In addition, unlike terrestrial networks, it is technically impossible, for example, because of the satellite technology itself, to broadcast certain channels only in certain countries of the European Union. This is why Eutelsat is inviting Member States to improve European coordination so that these measures can be effectively applied.

5.3.3 Digital Services Act (DSA)

The Digital Services Act (DSA) aims to regulate Internet content (hate, child pornography, terrorism, etc.) and illegal products (counterfeit or dangerous) offered online. This new European regulation seeks to harmonise the national legislation already in place in the Member States in this area and has as its motto: "what is illegal offline must also be illegal online".

On 5 July 2022, the European Parliament adopted the final version of this text. The Council must in turn validate it in September. Once finally adopted, it will apply to all EU countries and companies operating in them.

The DSA imposes new obligations on service providers and particularly on large platforms. Until now, it was mainly the responsibility of Internet service providers to block the distribution of illegal content. With the DSA, most of these obligations now fall on online platforms.

The latter are therefore the most directly concerned by this new regulation, which aims primarily at fighting against disinformation, child pornography, online hate... and which imposes on them numerous transparency obligations (algorithms used). Nevertheless, the scope of the actors targeted by the DSA is broader and also includes companies offering “intermediary services”, i.e. Internet Service Providers (ISPs), cloud services, messaging systems, social networks, etc. In concrete terms, under the DSA, each Member State will have to determine the applicable penalties up to a limit of 6%

of the Company’s annual revenue or turnover (the ceiling is lowered to 1% in the event of incorrect information or refusal to carry out an on-site investigation). For very large platforms, the Commission will be able to monitor compliance with the legislation itself. Companies that repeatedly fail to comply with the rules may be banned.

Eutelsat is present in several European countries through its subsidiary Konnect Europe and will closely monitor the implementation of the regulation in countries where it is a registered Internet Service Provider (ISP).

5.4 Regulations governing space operations

The French Law No. 2008-518 governing space operations (LOS) was published in France’s legal gazette, *Journal officiel*, on 3 June 2008. This legislation is the direct result of France’s international obligations, imposed by various UN treaties – of which France is a signatory – including:

- ▶ the 1967 Treaty on principles governing the activities of states in the exploration and use of outer space, including the moon and other celestial bodies; and
- ▶ the 1972 Convention on international liability for damage caused by space objects.

Two application decrees were published on 10 June 2009. Of the two, the Group is mainly affected by Decree No. 2009-643 relating to authorisations delivered in application of LOS. This decree – which clarifies the procedure for issuing authorisations – also stipulates that the system will come into force one year after the publication of the relevant technical regulations and, at the latest, 18 months after publication of the decrees. The technical regulations to comply with were published by decree on 31 May 2011, and the system has thus been in force since 10 December 2010.

5.4.1 Principles set out in the law

The law creates an authorisation regime providing a framework for space operations under French jurisdiction that may incur France’s international liability, namely the launch of a space object from France and, for a French operator, the launch of a space object from France or abroad (or the return of a space object), the control of a space object in outer space or the transfer of control of a space object that has already been authorised. These authorisations are granted by the Minister for Space within a period of four months, which may be extended by two months if there is a valid reason.

This law also creates a licensing regime for operators involving certain guarantees. Three licence levels exist: licences which only attest to compliance with moral, financial, and professional guarantees, those which also attest to the compliance of systems and procedures with technical regulations (for these first two levels, an authorisation on a case-by-case basis for each operation remains necessary but with shorter lead times compared to the conventional procedure), and those which constitute an authorisation for certain operations (only an obligation to provide information on a case-by-case basis then exists). The third level of licences only exists for in-orbit control operations and will not cover launch operations, which remain subject to a system of case-by-case authorisations.

The LOS also requires insurance (or equivalent financial guarantee) throughout space operation. Nevertheless, the decree relating to authorisations states that the Minister for Space may waive this obligation for an operator during the station-keeping phase of a geostationary satellite if it can produce a document confirming its solvency.

If, as a result of an operation authorised under this law, any operator is required to compensate a third party for damage caused by a space object during and/or after launch, the operator may benefit from a state guarantee for amounts exceeding the ceiling set out in the authorisation and enshrined by the applicable finance law. The ceiling is currently between 50 million euros and 70 million euros as laid down by Article 119 of Law No. 2008-1443 of 30 December 2008 Amending Finance Law 2008. However, the operator will not be able to claim in the event of intentional fault and will only be able to claim if the operation is conducted from France or any EU or EEA (European economic area) country or using resources or facilities under the jurisdiction of any such country. Furthermore, during the orbital control phase, the guarantee will only apply if the damage is caused on the ground or in the airspace.

5.4.2 Authorisation process

Decree No. 2009-643 stipulates the authorisation process, providing for delivery of authorisations by the Minister for Space no later than four months from the date of registration of the application, which can be extended by two months if the decision is justified. The process

and timeframe are the same for licence applications. If the applicant already has a level 1 or 2 licence, the authorisations are delivered within one month, which may be extended by two months.

5 REGULATION

Regulations governing space operations

Authorisation or licence applications include two parts:

- ▶ an administrative part, which attests to the existence of sufficient moral, professional and financial guarantees;
- ▶ a technical part, which demonstrates that the systems and procedures the applicant intends to use comply with the technical regulations.

These technical regulations were published by order on 31 May 2011. Within the framework of the authorisation process, they require the availability of various studies on orbital control (studies on danger and environmental impact), risk control measures (plan for limitation of debris in space, plan for preventing collision risk, etc.), documents on quality and proof of the implementation of an organisation to deal with all the technical and organisational facts, as the case may be, potentially affecting space operations as authorised. The regulations also require the CNES (*Centre national d'études spatiales*) to be informed of the co-contractors' and subcontractors' undertaking to comply with the technical regulations.

They also establish a number of requirements linked to the limitation of debris in space, in the form of information on the likelihood of accidental disintegration, passivation at the end of useful life, the probability of being able to dispose of the energy resources needed for end of operational life manoeuvres, etc.

The regulations provide for temporary measures and progressive entry into force (best efforts) for the various requirements, to take the current design of satellites into account and to give manufacturers the time needed to apply the new requirements to future satellites. All the legal provisions are applicable as of 1 January 2021.

The technical part of applications is dealt with by the CNES, which transmits its decision to the Ministry in charge of Space. Before handing down a decision, the Ministry informs the applicant of its draft decision, and the latter has a fortnight in which to make comments.

The LOS and its implementing texts are currently undergoing a two-stage review.

First, the Minister of the Armed Forces introduced Ordinance No. 2022-232 of 23 February 2022 on the protection of national defence interests in the conduct of space operations and the exploitation of space-derived data, before presenting a bill ratifying the said ordinance. The latter aims to improve and complete the existing legal framework relating to space operations conducted in the interest of national defence, as well as that guaranteeing the preservation of national defence interests when space operations and activities subject to authorisation are implemented.

First of all, Article 44 of French Law No. 2020-1674 of 24 December 2020 on research programming for 2021 to 2030 authorises the Government to take, by ordinance, any measure falling within the scope of the law necessary to complete and adapt the provisions relating to space activities and operations and the services which contribute to them, for the sole purpose of guaranteeing the protection of national defence interests, by specifying, in particular, the conditions under which the State can act as a space operator as well as the rules for collecting and disseminating space-derived data and promoting space research and development for the same purposes.

Then, a more comprehensive review of the applicable legal and regulatory framework will take place in order to better address issues more related to the civil and commercial operations of interest to the Group.

Discussions and works are currently underway involving the various space industry stakeholders (Ministry in charge of Space, Ministry of research, CNES, operators, manufacturers, etc.) and in which Eutelsat S.A. is actively participating.

5.4.3 Licences and authorisations obtained by the Group

Within the framework of this process, on 24 December 2010, the Group obtained by order a licence equivalent to authorisation for the control of space devices for its entire fleet. This licence was granted for one year as from the effective date of the order insofar as the technical regulations associated with the law had not yet been published. On 11 October 2011, the Group obtained a new licence serving as authorisation and valid until 31 December 2020. On 25 November 2020, the Group received from the Minister in charge of Space confirmation that the in-orbit control operations of satellites in progress, having been authorised under the aforementioned licence, would remain so for the duration of the operation and, therefore, in this case, until the end of life of the satellites concerned, or, where applicable, until Eutelsat's transfer of control to a new operator, even after the authorisation licence has expired.

The licence provides for requirements in addition to those in the technical regulations. In particular, the Group will have to provide, for

any new satellite to be launched within the framework of this licence, specific information such as the mission analysis and danger study, the revision dates prior to launch and the launch date, and propellant emissions before and after the launch. The Group will also have to send regular declarations to the CNES proving the ability of satellites covered by the licence to perform service withdrawal manoeuvres. The Group is also required to notify the Minister and the CNES of any changes in orbital position other than an avoidance manoeuvre one month before the start of its implementation, except in the event of an emergency.

The Group also obtained authorisations to operate satellites which were not covered by the licence obtained on 11 October 2011:

- ▶ on 29 July 2013, the authorisation to operate EUTELSAT 25B⁽¹⁾;
- ▶ on 29 February 2016, the authorisation to operate EUTELSAT 65 WEST A;
- ▶ on 15 March 2017, the authorisation to operate EUTELSAT 172B;

(1) EUTELSAT KA-SAT 9A and EUTELSAT 25B have been sold and are no longer part of the Group's fleet as at 30 June 2021.

- ▶ on 8 June 2017, the authorisation to operate EUTELSAT 117 WEST B (authorisation limited to some non-recurring operations);
- ▶ on 30 April 2019, the authorisation to operate EUTELSAT 7C;
- ▶ on 19 September 2019, the authorisation to operate EUTELSAT 5 WEST B;
- ▶ on 30 April 2020, the authorisation to operate EUTELSAT QUANTUM.

In addition, on 4 December 2019, the Group obtained the licence to operate satellites that are or will be based on a Spacebus Neo platform from Thalès Alenia Space, as is the case for KONNECT KONNECT VHTS or EUTELSAT 10B.

Any satellite launches undertaken by the Group from France or abroad remain subject to a case-by-case authorisation regime. However, on 23 December 2010, the Group obtained a licence certifying that Eutelsat has moral, financial and professional/business guarantees granting it an exemption from the administrative part of

such subsequent requests and reducing the authorisation timeframe from four months to one month. Valid for ten years, this licence was renewed on 1 December 2020 and is therefore in effect until 30 November 2030.

To date, the Group has obtained authorisations to launch EUTELSAT KA-SAT 9A⁽¹⁾, EUTELSAT 7 WEST A, EUTELSAT 16A, EUTELSAT 21B, EUTELSAT 70B, EUTELSAT 3D, EUTELSAT 25B⁽¹⁾, EUTELSAT 3B, EUTELSAT 9B, EUTELSAT 8 WEST B, EUTELSAT 7C, EUTELSAT 5 WEST B, KONNECT, and EUTELSAT QUANTUM.

Within the framework of its authorisations to proceed with satellite launches, one month before the launch, the Group must provide the launch authorisation obtained by Arianespace in the case of a launch by Ariane 5, or, in the case of a launch by other launchers, the launch authorisation granted by the relevant government to its launch operator or, failing this, a "certificate" for authorisation to launch from the relevant government or its launch operator.

5.5 U.S. Export Control Requirements (regulations governing the activities of the Group's suppliers)

U.S. companies and companies located in the USA must comply with U.S. export control laws and regulations, specifically the Arms Export Control Act, the International Traffic in Arms Regulations, the Export Administration Act and the trade sanction laws and regulations administered by the U.S. Treasury's Office of Foreign Asset Control in connection with any information, products and equipment that are regulated by U.S. law and supplied to non-U.S. companies.

The export of satellites, satellite hardware, defence services and technical information relating to satellites of non-U.S. satellite manufacturers, launch services providers, insurers, customers, non-U.S. employees and other persons who do not have U.S. nationality

is regulated by the Office of Defense Trade Controls under the International Traffic in Arms Regulations of the U.S. Department of State and/or by the U.S. Department of Commerce.

Since the Group and its service providers, distributors, suppliers and sub-contractors using U.S. technologies (including for communications) export U.S. components for the construction of the Group's satellites and provide launch services outside the U.S.A., they are required to obtain permits for the export of technical data and material (under technical assistance agreements) for any material they purchase for the construction of satellites or for satellite launches outside the U.S.A.

5.6 Other provisions applicable to the Group

Eutelsat S.A.'s activities were originally carried out by an intergovernmental organisation, the European Telecommunications Satellite Organisation ("IGO"). The IGO was founded by certain countries in Western Europe ("Signatories") on 1 September 1985 ("Convention") to develop and operate a telecommunications satellite system for trans-European telecommunications purposes.

On 2 July 2001, all the IGO's operating activities were transferred to Eutelsat S.A. ("Transformation"). As a result of the Transformation, the Convention was amended to adjust the IGO's missions ("Amended Convention").

The IGO has been maintained as an intergovernmental organisation and currently covers 49 European countries ("EUTELSAT IGO").

(1) EUTELSAT KA-SAT 9A and EUTELSAT 25B have been sold and are no longer part of the Group's fleet as at 30 June 2021.

5 REGULATION

Other provisions applicable to the Group

5.6.1 Role of EUTELSAT IGO

The main purpose of EUTELSAT IGO is to ensure that Eutelsat S.A. complies with the following principles ("Basic Principles"):

- ▶ public service/universal service obligations: these obligations apply to the space segment and to its use to provide services connected to the public switched telephone network. Audio-visual services and future services will be provided in compliance with the relevant national regulations and international agreements, in particular the European Convention on Transfrontier Television, taking account of the provisions applying to the universal service concept and the information society;
- ▶ pan-European coverage by the satellite system: Eutelsat S.A. will, on an economic basis, seek through the pan-European coverage of its satellite system to serve all areas where there is a need for communications services in Member States;
- ▶ non-discrimination: services will be provided to users on an equitable basis, subject to commercial flexibility and consistent with applicable laws and regulations; and
- ▶ fair competition: Eutelsat S.A. must comply with all applicable laws and regulations relating to competition.

5.6.2 Current relationship between Eutelsat S.A. and EUTELSAT IGO

The relationship between Eutelsat S.A. and EUTELSAT IGO is governed by an agreement ("Arrangement") that came into force on 2 July 2001 and was amended on 1 July 2021 ("Amendment No. 6"). The Arrangement states that, on the understanding that the management of Eutelsat S.A. is carried out on a sound economic and financial basis, Eutelsat S.A.'s principal obligation under the Arrangement will be to observe the Basic Principles. The main provisions of the Arrangement are as follows:

▶ Eutelsat S.A.'s obligations

- ▶ EUTELSAT IGO will be given 60 days' notice of any proposal to change its Articles of Association which would materially affect the observance of the Basic Principles.
- ▶ Eutelsat S.A. must inform EUTELSAT IGO and take into account any recommendation made by EUTELSAT IGO, in the event of any major changes to its operating, technical, marketing or financial policies that might materially affect the observance of the Basic Principles.
- ▶ Eutelsat S.A. must obtain written prior approval from EUTELSAT IGO if it intends to go into voluntary liquidation, or if it intends to merge or combine with another entity.
- ▶ EUTELSAT IGO's Executive Secretary must be named as an Observer on Eutelsat S.A.'s Board of Directors, subject to certain conditions.
- ▶ Eutelsat S.A. must finance EUTELSAT IGO's annual operating costs.

▶ EUTELSAT IGO's obligations

- ▶ EUTELSAT IGO must make every effort to ensure that Eutelsat S.A. can make use of all frequency assignments acquired or filed with the ITU Radiocommunication Bureau as of 2 July 2001.
- ▶ Any proposed amendment to the Amended Convention that is liable to affect EUTELSAT IGO's performance of its activities must be submitted to Eutelsat S.A., which will have six weeks in which to communicate its observations to EUTELSAT IGO.

▶ Liaison and information

- ▶ A joint committee made up of representatives of EUTELSAT IGO and Eutelsat S.A. must meet at least once per quarter to ensure that Eutelsat S.A. is observing the Basic Principles. In this regard, Eutelsat S.A. must send EUTELSAT IGO extracts from its Five-Year Strategic Plan and its certified annual accounts and must examine with EUTELSAT IGO the impact on its activity or on its observance of the "Basic Principles" caused by any changes in regulations, particularly European or French, applicable to it.
- ▶ In his capacity as Observer, the Executive Secretary of EUTELSAT IGO will have access to information under the same conditions as those which apply to a Board Member and will attend, but not vote at, meetings of Eutelsat S.A.'s Board of Directors.

The Arrangement also provides for a mechanism for settling disputes, including by arbitration.

5.6.3 Relationship between Eutelsat Communications and EUTELSAT IGO

At the time of Eutelsat Communications' IPO, Eutelsat Communications and EUTELSAT IGO signed a Letter-Agreement on 2 September 2005, which came into force on 6 December 2005 ("Letter-Agreement"). Under the Letter-Agreement, Eutelsat Communications undertook:

- ▶ to give EUTELSAT IGO's Executive Secretary a seat as Observer on the Board of Directors of Eutelsat Communications from the date of the latter's IPO;
- ▶ to ensure that Eutelsat S.A. is at all times able to honour its undertakings made pursuant to the Arrangement and not to take any decision which might entail any breach of the said undertakings by Eutelsat S.A.;
- ▶ in any event, and without constituting an exception to or a reduction of the undertaking set out in the above paragraph, to inform the Executive Secretary, in his capacity as Observer, of any decision taken by Eutelsat Communications which might affect Eutelsat S.A.'s compliance with the Basic Principles and to communicate to him all useful information on such matters;
- ▶ to inform EUTELSAT IGO, through its Executive Secretary, of any crossing of a legal threshold or of a threshold contained in the Articles of Association, which has been notified to it by a shareholder;

- ▶ not to propose or vote for any proposal that Eutelsat S.A. distribute dividends in excess of the amount of Eutelsat S.A.'s annual net income and/or annual net income plus retained earnings and/or which would result in Eutelsat S.A.'s net debt/EBITDA ratio rising above 3.75/1, given that this ratio will not be considered as having been exceeded where any excess comes as a result of any external growth operation and that the notion of dividends is that defined under Article L. 232-12 of the French Commercial Code;
- ▶ to take all steps necessary so that the undertakings given by Eutelsat Communications, or those that Eutelsat Communications may give, in particular in relation to its financial needs, present or future, cannot in any way result in cross default by Eutelsat S.A., unless such undertakings given by Eutelsat Communications were also given in Eutelsat S.A.'s direct interest;
- ▶ to maintain a level of consolidated Group debt that is not contrary to market practice and sound management of the Eutelsat Group; and
- ▶ to maintain within Eutelsat S.A. a minimum amount of equity in compliance with sound financial management of Eutelsat S.A. and allowing it to continue complying with the Basic Principles.

The role, position, remuneration and right to information of the Observer, as well as the right to supply information to the Parties and the settlement of any disputes relating to such supply of information, are specified in the Letter-Agreement (see Section 7.1.3.2 "Board of Directors, Committees and Observer (Articles 13 to 19 of the Articles of Association)" for further information on the clause in Eutelsat Communications' Articles of Association concerning the Observer).

The Letter-Agreement also provides for the creation of a Coordination Committee, whose main tasks are (i) to exchange useful information and views for the proper implementation of the Letter-Agreement, (ii) to examine any request for the removal of confidentiality restrictions on information received by the Observer, and (iii) to examine in particular the annual accounts and the list of third-party experts designated to resolve any problem arising as to what information may be circulated by the Observer to the Parties to the Convention.

The Letter-Agreement will become null and void upon the expiry of the Arrangement pursuant to its terms and conditions (it should be noted that the Arrangement may only be terminated by mutual agreement). EUTELSAT IGO and Eutelsat Communications may, however, terminate or amend the Letter-Agreement at any time upon mutual agreement, in particular in the event where such termination or amendment proves to be helpful in facilitating the development of the Group.

In the event of assignment of Eutelsat S.A. shares by Eutelsat Communications, the latter shall inform the proposed transferee of the content of the Letter-Agreement, it being understood that Eutelsat Communications shall remain bound, in any event, by its undertakings until the expiry of the Letter-Agreement in accordance with the paragraph above.

The Letter-Agreement also contains a mechanism for settling disputes by arbitration.

1

2

3

4

5

6

7

A





6 Financial INFORMATION

6.1 REVIEW OF EUTELSAT COMMUNICATIONS' FINANCIAL POSITION

156

6.1.1	Preliminary note	156
6.1.2	Analysis of the income statement	157
6.1.3	Liquidity and capital resources	162
6.1.4	Dividend policy	168

6.2 CONSOLIDATED FINANCIAL STATEMENTS AS OF 30 JUNE 2022

169

Consolidated income statement	169
Comprehensive income statement	169
Consolidated statements of financial position	170
Consolidated statement of cash flows	171
Consolidated statement of changes in shareholders' equity	172
Notes to the consolidated financial statements	173

6.3 ANNUAL FINANCIAL STATEMENTS AS OF 30 JUNE 2022

209

Income statement	209
Balance sheet	210
Notes to the financial statements	211

1

2

3

4

5

6

7

A

6 FINANCIAL INFORMATION

Review of Eutelsat communications' financial position

6.1 Review of Eutelsat communications' financial position

6.1.1 Preliminary note

The Company is a holding company with no business activities of its own other than its indirect equity interest in Eutelsat S.A. As of 30 June 2021, the Company held directly 96.38% of the share capital of Eutelsat S.A.

The following paragraphs are mainly dedicated to the presentation and analysis of Eutelsat Communications' consolidated results for the Financial Year ended 30 June 2022.

Readers are invited to read the following presentation together with the document as a whole, including Eutelsat Communications' consolidated financial statements for the Financial Year ended 30 June 2022 prepared in accordance with International Financial Reporting Standards ("IFRS"), and the Notes to those financial statements in Section 6.2 "Eutelsat Communications 30 June 2022 consolidated financial statements" of this document.

The review of the Company's financial position and results for the Financial Years ended 30 June 2021 and 2020 are incorporated for reference purposes in this document and may be found, respectively,

in Section 6.1 of the Company's 2020-21 and 2019-20 Universal Registration Documents.

► Alternative Performance Indicators

In addition to the data published in its financial statements, the Group communicates on four alternative performance indicators which it deems relevant for measuring its financial performance: EBITDA, Cash Capex, Discretionary Free Cash Flow (DFCF) and Adjusted Discretionary Free Cash Flow. These indicators are the object of reconciliation with the consolidated accounts.

EBITDA, EBITDA margin and Net debt/EBITDA ratio

EBITDA reflects the profitability of the Group before Interest, Tax, Depreciation and Amortisation. It is a frequently used indicator in the Fixed Satellite Services Sector and more generally the Telecom industry.

The table below shows the calculation of EBITDA based on the consolidated P&L accounts for FY 2020-21 and FY 2021-22:

Twelve months ended 30 June (in millions of euros)	2021	2022
Operating income	347.2	424.8
+ Depreciation and Amortisation	507.7	481.7
- Other operating income and expenses	67.0	-44.9
EBITDA	921.9	861.6

The EBITDA margin is the ratio of EBITDA to revenues. It is calculated as follows:

Twelve months ended 30 June (in millions of euros)	2021	2022
EBITDA	921.9	861.6
Revenues	1,233.9	1,151.6
EBITDA MARGIN (as a % of revenues)	74.7%	74.8%

The Net debt/EBITDA ratio is the ratio of net debt to last-twelve months EBITDA. It is calculated as follows:

Twelve months ended 30 June (in millions of euros)	2021	2022
Last twelve months EBITDA	921.9	861.6
Closing net debt ⁽¹⁾	2,655.5	2,814.4
NET DEBT/EBITDA	2.88X	3.27X

(1) Net debt includes all bank debt, bonds and all liabilities from lease agreements and structured debt as well as the Forex portion of the cross-currency swap, less cash and cash equivalents (net of bank overdraft). Net Debt calculation is available in the Note 7.4.4 of the consolidated financial statements.

Cash Capex

The Group on occasion operates capacity within the framework of leases, or finances all or part of certain satellite programmes under export credit agreements or through other bank facilities, leading to outflows which are not reflected in the item "acquisition of satellites and other tangible or intangible assets". Cash Capex including the outflows related to these elements is published in order to reflect the totality of Capital Expenditures undertaken in any financial year.

In addition, in the event of a partial or total loss of a satellite, as previously reported Cash Capex included investment in assets which are inoperable or partially inoperable, the amount of insurance proceeds is deducted from Cash Capex.

Cash Capex therefore covers the acquisition of satellites and other tangible or intangible assets, payments in respect of export credit facilities or other bank facilities financing investments as well as payments related to lease liabilities. If applicable it is net from the amount of insurance proceeds.

The table below shows the calculation of Cash Capex for FY 2020-21 and FY 2021-22:

Twelve months ended 30 June (in millions of euros)	2021	2022
Acquisitions of satellites, other property and equipment and intangible assets	(183.4)	(177.2)
Insurance proceeds	6.6	-
Repayments of ECA loans, lease liabilities and other bank facilities ⁽¹⁾	(165.2)	(102.3)
CASH CAPEX	(342.0)	(279.5)

(1) Included in lines "Repayment of borrowings" and "Repayment of lease liabilities" of cash flow statement.

Discretionary Free Cash Flow (DFCF)

The Group communicates on Discretionary Free Cash Flow, which reflects its ability to generate cash after the payment of interest and taxes. DFCF generally and principally serves the shareholder remuneration and debt reduction.

Reported Discretionary Free Cash Flow is defined as Net cash flow from operating activities less Cash Capex as well as interest and other fees paid net of interest received. It excludes C-Band proceeds and attendant tax.

Adjusted Discretionary Free Cash Flow (as per financial objectives) is calculated at the euro/U.S. dollar rate assumed in financial objectives (1.20) and excludes one-off impacts such as Hedging, effects of changes in perimeter when relevant, and one-off costs related to specific projects in particular to the LEAP 2 programme and to the move to new headquarters.

The table below shows the calculation of Reported Discretionary Free Cash Flow and Adjusted Discretionary Free Cash Flow for FY 2020-21 and FY 2021-22 and its reconciliation with the Cash Flow statement:

Twelve months ended 30 June (in millions of euros)	2021	2022
Net cash flows from operating activities	889.0	800.9
Cash Capex (as defined above)	(342.0)	(279.5)
Interest and other fees paid net of interest received	(80.0)	(78.3)
REPORTED DISCRETIONARY FREE CASH FLOW	467.1	443.2
Currency impact ⁽¹⁾	(3.2)	(16.6)
Hedging Impact	(15.6)	11.8
One-off costs related to "LEAP 2" programme and move to new headquarters	21.7	21.6
ADJUSTED DISCRETIONARY FREE CASH FLOW	470.0	460.0

(1) FY 2020-21 and FY 2021-22 Discretionary Free Cash Flows have been converted at 1.20 euro/U.S. dollar rate.

6.1.2 Analysis of the income statement

Revenues

The Group's revenues mainly come from supplying satellite capacity. The Group's customer base includes both distributors who resell satellite capacity to end-users and end-user customers who use the Group's satellite capacity for their own needs. The Group's ability to generate revenues largely depends on its tariffs, which vary mainly according to the type of capacity offered and the orbital neighbourhood of the satellites.

However, the prices charged by the Group also depend on the rates charged by the competition.

In addition, a modest portion of the Group's revenues ("Other revenues") mainly derives from:

- i) the impact of euro/U.S. dollar currency hedging;
- ii) the provision of various services or consulting/engineering fees; and
- iii) termination fees.

The evolution of these various items is difficult to predict.

6 FINANCIAL INFORMATION

Review of Eutelsat communications' financial position

Operating costs

Operating costs mainly include staff costs and other costs associated with controlling and operating the satellites, as well as insurance premiums for satellite in-orbit lives:

- ▶ **staff costs:** these comprise salaries and the payments by the employer for employees responsible for supplying, operating and maintaining the satellites (including French mandatory profit-sharing for Group employees);
- ▶ **costs for operating and controlling the satellites:** these correspond to the earth station operating costs and equipment costs, which include, in particular, telemetry, control, positioning, payload management, and maintaining software and equipment at the satellite control centres, as well as traffic supervision and management. The amount of these costs is based on the number of satellites and the family of satellites operated, any repositioning of the satellites, as well as the number and type of services offered. These costs also include sub-contracting of telemetry, control and tracking operations for a number of the satellites in-orbit. In addition, Eutelsat S.A. has signed service agreements related to control of the satellite communications systems;
- ▶ **in-orbit insurance premiums:** in-orbit insurance premiums for satellite lives: Satellite in-orbit insurance generally takes effect when the launch insurance policy expires (generally one year after the satellite is launched). When the Group takes out launch insurance covering a satellite's In-Orbit Life, the premiums for periods after the first anniversary of the launch date are treated as in-orbit insurance costs. Depending on the selected risk management policy and prevailing market conditions for space insurance the costs for these insurance premiums can vary from one year to the next.

Selling, general and administrative expenses

Selling, general and administrative expenses include notably:

- ▶ administrative and commercial staff costs (including mandatory employee profit-sharing);
- ▶ general expenses associated with property leases, external studies and logistics;
- ▶ expenses associated with developing and marketing new products;
- ▶ a portion of the operating taxes; and
- ▶ provisions for accounts receivable or other receivables.

Depreciation and amortisation

The depreciation charge is the Group's largest expense item and includes costs concerning the depreciation of non-current assets.

The Group's non-current assets mainly consist of its satellites in orbit or under construction, right of use in respect of leases, ground facilities and intangible assets. Satellite costs include all expenses incurred in bringing individual satellites into operational use, in particular manufacturing, launch and launch insurance costs, capitalised interest, satellite performance incentives, and costs directly associated with the monitoring of the satellite programme (studies, staff and consultancy costs).

Satellites are depreciated on a straight-line basis over their estimated useful lives, which is between 12 to 24 years.

The Group conducts an annual review of the remaining useful lives of its in-orbit satellites on the basis of both their forecast utilisation and the technical assessment of their useful lives. In case the useful life is reduced or extended, the amortisation schedule is revised prospectively.

Intangible assets consist of goodwill, certain licences, the "Eutelsat" brand and the associated "Customer Contracts and Relationships" assets. Because their lifetimes are indefinite, the "Eutelsat" brand and the licences are not amortised but are systematically tested for impairment on a yearly basis. The "Customer Contracts and Relationships" assets are amortised on a straight-line basis over their economic life. This useful life was estimated on the basis of the average length of the contractual relationships existing at the date of acquisition of Eutelsat and taking into account anticipated contract renewal rates.

Other operating income and expenses

Please refer to Note 6.3 of the consolidated financial statements.

Operating income

Operating income reflects revenues less operating costs, selling, general and administrative expenses, depreciation and amortisation, and other operating income and charges.

Financial result

The financial result mainly reflects (i) interest expense and bond issuance costs related to the Group's borrowings, less borrowing costs offset against the value of eligible assets, (ii) changes in the fair value of the financial instruments (primarily including changes in time value and changes in the fair value of derivatives not eligible for hedge accounting) and (iii) foreign exchange gains and losses.

Share of result of associates

The Group's investments in associates consolidated under the equity method are initially booked at their cost of acquisition, including as appropriate the goodwill arising. Their book value is then increased or reduced to take into account the Group's share in the profits or losses realised after the acquisition date. In FY 2021-22, the share of profit of associates corresponds to the Group's share in the profit of OneWeb Holdings Ltd.

Consolidated net income

Consolidated net income reflects the sum of operating income, the financial result and income from equity investments, less income tax.

Net income attributable to the Group

Net income attributable to the Group represents the Group's consolidated net income less the income from subsidiaries attributable to non-controlling interests in these subsidiaries.

6.1.2.1 Comparative analysis of the income statements for the Financial Years ended 30 June 2021 and 2022

► Condensed consolidated income statement for the Financial Years ended 30 June 2021 and 2022

IFRS (in millions of euros)	12-month financial year ended	
	30 June 2021	30 June 2022
REVENUES	1,233.9	1,151.6
Operating costs	(94.7)	(93.2)
Selling, general and administrative expenses	(217.3)	(196.8)
EBITDA	921.9	861.6
Depreciation and amortisation	(507.7)	(481.7)
Other operating income (charges)	(67.0)	44.9
OPERATING INCOME	347.2	424.8
Financial result	(95.0)	(64.9)
Income tax expense	(24.2)	(48.6)
Share of result of associates	-	(71.5)
CONSOLIDATED NET INCOME	228.1	239.8
Portion of net income attributable to non-controlling interests	(14.0)	(9.1)
GROUP SHARE OF NET INCOME	214.1	230.8

6.1.2.2 Revenues and key indicators

Change in revenues⁽¹⁾

(in millions of euros)	FY 2020-21	FY 2021-22	Change	
			Reported	Like-for-like ⁽²⁾
Broadcast	741.0	696.9	-6.0%	-6.9%
Data & Professional Video	161.4	158.5	-1.8%	-4.2%
Government Services	151.4	144.4	-4.6%	-7.9%
Fixed Broadband	80.2	68.7	-14.3%	+36.0%
Mobile Connectivity	67.2	79.9	+18.9%	+15.0%
TOTAL OPERATING VERTICALS	1,201.2	1,148.3	-4.4%	-3.8%
Other revenues ⁽³⁾	32.7	3.3	-89.9%	-11.8%
TOTAL	1,233.9	1,151.6	-6.7%	-3.9%
EUR/USD exchange rate	1.19	1.14		

(1) The share of each application as a percentage of total revenues is calculated excluding "Other revenues".

(2) Change at constant currency and perimeter. The variation is calculated as follows: i) FY 2021-22 U.S. dollars revenues are converted at FY 2020-21 rates; ii) the contribution of BigBlu Broadband Europe (BBB) from 1 July 2021 to 30 September 2021 is excluded from FY 2021-22 revenues; iii) the contribution of Eurobroadband Infrastructure (EBI) is excluded from FY 2020-21 revenues; iv) Hedging revenues are excluded from "Other revenues".

(3) "Other revenues" include mainly the impact of euro/U.S. dollar revenue currency hedging, the provision of various services or consulting/engineering fees and termination fees.

Total revenues for **FY 2021-22** stood at 1,152 million euros, down by 6.7% on a reported basis and by 3.9% like-for-like.

Revenues of the five **Operating Verticals** (i.e., excluding 'Other Revenues') stood at 1,148 million euros. They were down by 3.8% on a like-for-like basis excluding a positive currency effect of circa 2 points as well as a negative perimeter effect of circa 2.5 points from the disposal of Eurobroadband Infrastructure (EBI) on 30 April 2021, only partly offset by the consolidation of BigBlu Broadband Europe since 1 October 2020.

Fourth Quarter revenues stood at 293 million euros down 3.8% on a reported basis and by 3.3% like-for-like. Revenues of the five

Operating Verticals stood at 295 million euros, down 3.1% year-on-year and up 1.5% quarter-on-quarter on a like-for-like basis.

Unless otherwise stated, all variations indicated below are on a like-for-like basis, i.e., at constant currency and perimeter.

Broadcast (61% of revenues)

FY 2021-22 Broadcast revenues were down 6.9% like-for-like to 697 million euros. They reflected predominantly the effect of the partial renewal of capacity with Nilesat at 7/8° West as well as lower revenues in Europe in the first half of the fiscal year due largely to the carry-forward effect of a slowdown in the pace of new business during the Covid period.

6 FINANCIAL INFORMATION

Review of Eutelsat communications' financial position

Fourth Quarter revenues stood at 174 million euros, down by 5.8% year-on-year. Excluding the 7/8° West impact, Broadcast revenues experienced a low single-digit decline. Quarter-on-quarter, revenues were broadly stable for the second quarter in a row.

Data & Professional Video (14% of revenues)

FY 2021-22 Data & Professional Video revenues stood at 159 million euros, down by 4.2% year-on-year, a trend which is broadly in keeping with the previous fiscal year (-3.7%).

Fixed Data, which accounts for more than two thirds of this vertical, is benefiting from higher volumes, which partly offset a continued double-digit price pressure. Professional Video remains in structural decline, although it benefited from a robust performance in Occasional Use.

Fourth Quarter revenues stood at 41 million euros, down 5.8% year-on-year and 1.1% quarter-on-quarter.

Government Services (12% of revenues)

FY 2021-22 Government Services revenues stood at 144 million euros, down 7.9% year-on-year. This reflected the negative effect of U.S. Government renewals, driven by the withdrawal of troops from Afghanistan, which led to a renewal rate of circa 75% during the fiscal year, as well as the end of life in stable orbit of EUTELSAT 174A. These headwinds were only partly offset by initial incremental revenues secured on EUTELSAT QUANTUM.

Fourth Quarter revenues stood at 36 million euros, down 12.9% year-on-year. They were stable quarter-on-quarter.

Fixed Broadband (6% of revenues)

FY 2021-22 Fixed Broadband revenues stood at 69 million euros, up 36.0% year-on-year. They reflected the contribution from the

wholesale agreements with Orange, TIM and, from November 2021, Hispasat, the strong dynamic of our African operations and the ramp-up of the multi-beam agreement signed on EUTELSAT 65 WEST A with several Mexican service providers. Revenues also benefitted from a positive one-off in the Fourth Quarter amounting to circa 2.5 million euros. These tailwinds more than offset the erosion of the legacy business of BigBlu Broadband on the KA-SAT satellite.

Fourth Quarter revenues stood at 22 million euros, up 26.0% quarter-on-quarter and largely reflecting the above-mentioned one-off. They were up 39.2% on a year-on-year basis (+22.4% excluding the one-off).

Mobile Connectivity (7% of revenues)

FY 2021-22 Mobile Connectivity revenues stood at 80 million euros, up 15.0% year-on-year. Revenues reflected the carry-forward effect of the contract signed with Anuvu last year as well as the ongoing strong growth of Maritime, driven by the ramp-up of contracts with service providers signed in recent years and by the agreement inked earlier this year on EUTELSAT QUANTUM with a customer in the Middle East. These tailwinds more than offset the downsizing of a contract with a service provider in the Middle East.

Fourth Quarter revenues stood at 23 million euros, up 16.4% year-on-year and 4.5% quarter-on-quarter.

Other Revenues

Other Revenues amounted to 3 million euros versus 33 million euros a year earlier. They included a negative 12 million euros impact from hedging operations compared to a positive effect of 16 million euros last year.

Geographical breakdown of revenues

The following table gives a breakdown of the Group's revenue by geographical area for the Financial Years ended 30 June 2021 and 2022. This table is based on sales region.

(in millions of euros and as a percentage)			30 June 2021		30 June 2022	
Regions	Amount	%	Amount	%		
Western Europe	375.8	30.5%	321.0	27.9%		
MENA	259.0	21.0%	234.9	20.4%		
Central Europe, Balkans	130.1	10.5%	141.2	12.3%		
North America	125.3	10.2%	119.7	10.4%		
Latin America	120.1	9.7%	128.6	11.2%		
Sub-Saharan Africa	83.5	6.8%	89.3	7.8%		
Russia and Central Asia	78.2	6.3%	76.9	6.7%		
Asia-Pacific and China	28.3	2.3%	30.3	2.6%		
Others and unallocated	33.6	2.7%	9.8	0.9%		
TOTAL	1,233.9	100.0%	1,151.6	100.0%		

Main customers

As of 30 June 2022, the Group's top 10 customers accounted for 35% of its revenues (35% as of 30 June 2021). The top five customers represented 24% (24% as of 30 June 2021) and the top three 16% (16% as of 30 June 2021).

Key Indicators

Operational and utilised transponders

The number of operational transponders at 30 June 2022 stood at 1,361 units, down 16 units year-on-year, the latter reflecting principally the end of life in stable orbit of EUTELSAT 174A.

The number of utilised transponders stood at 996 units, up 15 units year-on-year, reflecting principally the ramp-up of the maritime connectivity vertical, partially offset by the renewal campaigns with the U.S. Government as well as the partial renewal with Nilesat.

As a result, the fill rate stood at 73.2% compared with 71.2% a year ago.

	30 June 2021	30 June 2022
Operational transponders ⁽¹⁾	1,377	1,361
Utilised transponders ⁽²⁾	981	996
Fill rate	71.2%	73.2%

(1) Number of transponders on satellites in stable orbit, back-up capacity excluded.

(2) Number of transponders utilised on satellites in stable orbit.

Note: Based on 36 MHz-equivalent transponders excluding high throughput capacity.

Backlog

At 30 June 2022, the backlog stood at 4.0 billion euros, down 7.5% compared to 30 June 2021, largely reflecting natural backlog consumption. The backlog was equivalent to 3.5 times 2021-22 revenues, with Broadcast representing 62%.

	30 June 2021	30 June 2022
Value of contracts (in billions of euros)	4.4	4.0
In years of revenues based on last fiscal year	3.5	3.5
Share of Broadcast	64%	62%

Note: The backlog represents future revenues from capacity or service agreements and can include contracts for satellites under procurement.

6.1.2.3 Operating costs and selling, general and administrative expenses

Opex (Operating costs and selling, general and administrative expenses) were 26 million euros lower than last fiscal year at constant currency reflecting the favourable effect of changes in perimeter, lower Bad Debt and continued strict cost discipline in the legacy businesses, which more than offset additional costs for growth verticals. In the context of the LEAP 2 cost-saving program, 24 million euros savings are being achieved, in the high end of the 20-25 million euros annual savings target range.

6.1.2.4 EBITDA

As a result, EBITDA stood at 862 million euros (922 million euros at 30 June 2021), down 6.5%.

The EBITDA margin stood at 74.8%, stable compared to 74.7% last year.

6.1.2.5 Depreciation and amortisation, other operating charges and other operating income

Depreciation and amortisation mainly corresponds to the depreciation of satellites and on-ground facilities, as well as the amortisation of intangible assets recorded under "Customer Contracts and associated relationships".

Depreciation and amortisation represents the Group's largest expense item.

For fiscal year 2021-22, depreciation and amortisation expenses amounted to 482 million euros, down 26 million euros on last year, as a result of the disposal of the KA-SAT satellite in May 2021 and of the end of the amortisation period of certain in-orbit assets, which more than offset the effect of the entry into service of KONNECT in November 2020 and of EUTELSAT QUANTUM in November 2021.

"Other operating income (charges)" stood at +45 million euros as of 30 June 2022 compared to (67) million euros last year; FY 2021-22 included the 125 million U.S. dollars payment related to Phase I of C-Band proceeds, partly offset by some asset impairments recorded mostly in the first half.

FY 2020-21 included notably costs related to the Issy-les-Moulineaux headquarters move, the LEAP 2 plan and M&A activity as well as some asset impairments.

6 FINANCIAL INFORMATION

Review of Eutelsat communications' financial position

6.1.2.6 Operating income

As of 30 June 2022, operating income stood at 425 million euros, up 22% on last year.

6.1.2.7 Financial result

The net financial result amounted to (65) million euros (*versus* (95) million euros a year earlier), mainly reflecting a favourable impact from foreign exchange gains and losses.

6.1.2.8 Income tax

Tax rate was at 14% (*versus* 10% last year), which reflects notably the 30% tax rate applied to the above-mentioned C-Band proceeds.

6.1.2.9 Share of result of associates

The Share of result of associates represented a negative impact of (72) million euros, reflecting the contribution of the investment in OneWeb since September.

6.1.2.10 Consolidated net income

As of 30 June 2022, consolidated net income totaled 240 million euros, compared to 228 million euros as of 30 June 2021.

6.1.2.11 Net income attributable to the Group

Group share of net income stood at 231 million euros in 2021-22 *versus* 214 million euros in 2020-21, an increase of 8%. The net margin stood at 20%.

6.1.3 Liquidity and capital resources

6.1.3.1 Eutelsat Communications' equity

Investors are advised to refer to Note 7.6 on the consolidated financial statements for the year ended 30 June 2022 shown in Section 6.2 of this document, which contains information on the issuer's equity.

6.1.3.2 Evolution of Discretionary Free Cash Flow

Cash Capex and Discretionary Free Cash Flow are defined at the beginning of this section (see "Alternative Performance Indicators"). Their evolution is shown in the chart below:

Twelve months ended 30 June (in millions of euros)	2021	2022
Net cash flows from operating activities	889.0	800.9
Cash Capex (as defined above)	(342.0)	(279.5)
Interest and other fees paid net of interest received	(80.0)	(78.3)
REPORTED DISCRETIONARY FREE-CASH FLOW	467.1	443.2
Currency impact ⁽¹⁾	(3.2)	(16.6)
Hedging Impact	(15.6)	11.8
One-off costs related to "LEAP 2" programme and move to new headquarters	21.7	21.6
ADJUSTED DISCRETIONARY FREE-CASH FLOW	470.0	460.0

(1) FY 2020-21 and FY 2021-22 Discretionary Free Cash Flows have been converted at 1.20 euro/U.S. dollar rate.

Net cash flow from operating activities amounted to 801 million euros, 88 million euros lower than last year. This reflected the decrease in EBITDA as well as an unfavourable comparison basis for working capital requirement as FY 2020-21 benefitted from a catch up after the Covid crisis. Excluding the tax related to the phase I of C-Band proceeds, cash tax was lower than in previous year.

Cash Capex⁽¹⁾ amounted to 280 million euros (63 million euros below FY 2020-21), well within our 400 million euros per annum envelope and not reflective of our long-term expectations. FY 2020-21 notably included anticipated leases and ECA repayments.

Interest and other fees paid net of interest received amounted to 78 million euros, essentially unchanged *versus* last year (80 million euros).

As a result, **Reported Discretionary Free Cash Flow** amounted to 443 million euros on a reported basis. At the euro/U.S. dollar rate which was set for financial objectives (1.20) and excluding the impact of hedging and one-off costs, Adjusted DFCF stood at 460 million euros, down 2.1% compared to the record high level of FY 2020-21, but well above our expected range of objectives (400 to 430 million euros).

Reported Discretionary Free Cash Flow represented 38% of revenues.

(1) Please refer to Appendix 3 for more details on Alternative Performance Measures.

6.1.3.3 Changes in Eutelsat Communications' cash flow

The following table shows changes in cash flow for the Financial Years ended 30 June 2021 and 2022:

<i>(in millions of euros)</i>	30 June 2021	30 June 2022
Cash flow from operating activities	889.0	800.9
Cash flow from investing activities	(183.3)	(583.0)
Cash flow from financing activities	(670.1)	(413.3)
Impact of exchange rate on cash and cash equivalents	(6.5)	14.7
INCREASE (DECREASE) IN CASH AND CASH EQUIVALENTS	29.1	(180.6)
Cash and cash equivalents at beginning of year	832.0	861.1
Cash and cash equivalents at end of year	861.1	680.5

Cash flow from operating activities

Net cash flow from operating activities amounted to 801 million euros, 88 million euros lower than last year. This reflected the decrease in EBITDA as well as an unfavourable comparison basis for working capital requirement as FY 2020-21 benefitted from a catch up after the Covid crisis. Excluding the tax related to the phase I of C-Band proceeds, cash tax was lower than in previous year.

Cash flow from investing activities

Investing activities mainly concern satellites ("Acquisitions of satellites") and ground equipment ("Other property and equipment").

"Acquisitions of satellites" covers the costs of satellite construction, launch, and entry into operational service. These expenses comprise construction costs (including performance-related incentive payments), launch costs and Launch-plus-one-year insurance premiums.

"Acquisitions of satellites" is the largest component of the Group's capital investments. The cost of procuring and launching a satellite is generally spread over the 2-or 3-year period prior to the satellite launch.

"Other property and equipment" essentially comprises satellite control and monitoring equipment.

Cash flow from investing activities might also include operations related to changes in perimeter, if any.

The level of investment depends on the satellite launch programme and may fluctuate substantially from one year to the next.

During the Financial Year ended 30 June 2022, cash flows from investing activities stood at (583.0) million euros compared to (183.3) million euros one year before, a variation reflecting mainly:

- i) The phasing of various satellite programmes;
- ii) During the Financial Year ended 30 June 2021:
 - Acquisition of equity investments for 48 million euros mostly related to the acquisition of BigBlu Broadband,
 - The disposal of Eutelsat's 51% stake in Eurobroadband Infrastructure (EBI), representing a net impact of 41.5 million euros, after taking into account the cash held by EBI at the date of the sale;
- iii) During the Financial Year ended 30 June 2022, Acquisition of equity investments for 491.9 million euros mostly related to the acquisition of a stake in OneWeb Holdings Limited;
- iv) The payment related to the phase I of C-Band proceeds for an amount of 86 million euros after tax.

The following table shows cash flows from investing activities during the Financial Years ended 30 June 2021 and 2022.

Financial Year ended 30 June <i>(in millions of euros)</i>	12-month period	
	2021	2022
Acquisitions of satellites, other property and equipment and intangible assets	(183.4)	(177.2)
Insurance repayments	6.6	-
Sale of entities	41.5	-
C-Band transition plan	-	86.1
Acquisition of equity investments and other movements	(48.0)	(491.9)
Cash flows from investing activities	(183.3)	(583.0)

Cash flow from financing activities

During the Financial Year ended 30 June 2022, cash flow from financing activities moved from (670.1) million euros to (413.3) million euros. This evolution reflected principally:

- ▶ the effect of the main financing or refinancing operations described in the paragraph "The Group's financing structure as of 30 June 2022 Main changes during Financial Year ended 30 June 2022" of the following section.
- ▶ the evolution of dividends paid in cash (204.9 million euros in 2020-21 and 221.5 million euros in 2021-22);
- ▶ lease payments for (91.5) million euros in 2020-21 compared to an amount of (14.1) million euros in 2021-22;
- ▶ interest paid for (80.0) million euros in 2020-21 compared to an amount of (78.3) million euros in 2021-22.

6.1.3.4 Changes in debt and Group financing structure

The following paragraphs primarily describe the Group's liquidity needs and financial resources. See also the Company's consolidated financial statements for the Financial Years ended 30 June 2021 and 2022 prepared under IFRS standards and also the Notes to these financial statements.

The following table shows a breakdown of the Group's net debt as of 30 June 2021 and 2022:

<i>(in millions of euros)</i>	30 June 2021	30 June 2022
Term loan	600.0	600.0
EIB loan	200.0	200.0
Bonds	2,300.0	2,300.0
Structured debts	221.2	133.0
"Change" portion of the cross-currency swap	(38.7)	41.3
Lease liabilities	434.0	420.6
Cash and cash equivalents	(861.1)	(680.5)
TOTAL	2,655.5	2,814.4

At 30 June 2022, **net debt** stood at 2,814 million euros, a 159 million euros increase versus end of June 2021. It mainly reflected, on one hand, the 443 million euros Reported Discretionary Free Cash Flow and the first instalment of C-Band proceeds net of tax of 86 million euros, and on the other, the dividend payment of 222 million euros (including minority interests) and the outflow in respect of inorganic investments of 495 million euros, mostly OneWeb. Other items (mostly variations related to leases, structured debt and the foreign exchange portion of the cross-currency swap) contributed to the decrease in net debt for a net impact of 28 million euros.

As a result, the **net debt to EBITDA ratio** stood at 3.27x, 0.39x higher compared to end-June 2021 (2.88x).

The Group's liquidity needs mainly comprise:

- ▶ financing for satellite construction and launches;
- ▶ servicing of the Group's debt;
- ▶ inorganic acquisitions when applicable;
- ▶ financing of working capital; and
- ▶ payment of dividends.

Financial resources

The Group's financial resources primarily comprise cash flows generated by Eutelsat S.A.'s operating activities. The Group has additional financial resources through the credit facilities obtained, the bond debt issued by Eutelsat S.A. and cash.

Change in net debt

The Group's net debt includes all bank and bond debt, as well as debt related to lease liabilities and export credit agencies and the change portion of cross-currency swaps, less cash, cash equivalents and marketable securities net of bank credit balances (see Note 7.3.2 "Financial debt" to the consolidated Financial statements for the year ended 30 June 2022 in Section 6.2 of this document).

Net debt as of 30 June 2022

At 30 June 2022, the Group's total net debt amounted to 2,814 million euros, and comprised mainly (i) 400 million euros of borrowings drawn down within the framework of the Eutelsat Communications term loan, (ii) 200 million euros of borrowings drawn down within the framework of the Eutelsat S.A. term loan with the European Investment Bank (EIB), (iii) 2,300 million euros of bonds issued by Eutelsat S.A., (iv) 421 million euros of debt-related finance leases, mainly for satellite financing; (v) 133 million euros of structured debt – (export credit and Eutelsat S.A. credit facility); (vi) +41 million euros for the foreign exchange portion of the cross-currency swap and; (vii) 681 million euros in cash, cash equivalents and marketable securities (net of bank overdrafts).

The Group also has 1,209 million euros available under its various lines of undrawn credit.

The table below describes the Group's main credit facilities as of 30 June 2022:

(in millions of euros)	Amount granted	Amount used	Maturity
Eutelsat Communications term loan	400	400	25 June 2027
Eutelsat Communications renewable credit facility	200	-	25 June 2027
Eutelsat S.A. revolving credit facility No.1	450	-	28 April 2024
Eutelsat S.A. revolving credit facility No.2	200	-	25 June 2023
Eutelsat S.A. credit facility No.1			Three tranches: 30 June 2022: 67 million euros 30 June 2023: 80 million euros 30 June 2024: 53 million euros
	200	200 (of which 67 reimbursed)	
Eutelsat S.A. credit facility No.2			Three tranches: 30 June 2024: 75 million euros 30 June 2025: 50 million euros 30 June 2026: 75 million euros
	200	-	
Eutelsat S.A. credit facility No.3			Three tranches: 30 June 2025: 53 million euros 30 June 2026: 53 million euros 30 June 2027: 53 million euros
	159	-	
Eutelsat S.A. EIB term loan	200	200	8 December 2028
2022 Eutelsat S.A. Bond	300	300	10 October 2022
2025 Eutelsat S.A. Bond	800	800	2 October 2025
2027 Eutelsat S.A. Bond	600	600	13 July 2027
2028 Eutelsat S.A. Bond	600	600	13 October 2028
Leases	-	421	-
Foreign exchange portion of the cross-currency swap	-	+41	13 January 2025
TOTAL	4,309	3,495	

As of 30 June 2022, part of the Group's debt bore interest at a variable rate (generally EURIBOR plus a margin), and the bond loan bore interest at a fixed rate. The average cost of debt after hedging stood at 2.55%, and the weighted average maturity of the Group's debt stood at 4.3 years.

The Group's financing structure as of 30 June 2022

Main changes during Financial Year ended 30 June 2022

- ▶ A new facility of 159 million euros was raised at the Eutelsat S.A. level to increase the Group's liquidity. It consists of three tranches repayable in June 2025, June 2026 and June 2027 respectively.
- ▶ The maturities of the 400 million euros Term Loan of Eutelsat Communications and of the 200 million euros Revolving Credit Facility of Eutelsat Communications were both extended by one year from June 2026 to June 2027.

Main changes during Financial Year ended 30 June 2021

- ▶ The 300 million euros that was drawn down on Eutelsat S.A.'s revolving credit facility in the course of FY 2019-20 in order to benefit from an extra layer of security in the context of the Covid-19 crisis was redeemed early during the first quarter of FY 2020-21.
- ▶ The Group issued a 600 million euros Eurobond in October with an 8-year maturity and a 1.5% coupon to refinance the June 2021 500 million euros maturity.
- ▶ An agreement was secured with the European Investment Bank (EIB) for a 200 million euros 8-year term loan to finance the KONNECT VHTS programme.

- ▶ The Group's strong liquidity position enabled it to make an early repayment of 200 million euros on the 600 million euros term loan maturing in March 2022, with the remaining portion being subsequently refinanced as indicated below.
- ▶ The 500 million euros Bond maturing in June 2021 was redeemed early in April 2021.
- ▶ In June 2021, the Group refinanced the 400 million euros term loan and the 200 million euros Revolving Credit Facility, both maturing in March 2022. They were replaced by two facilities for the same amounts with an initial term of five years.
- ▶ In addition, two new facilities were added to increase the Group's liquidity:
 - a 200 million euros Revolving Credit Facility with Eutelsat S.A. for a period of two years;
 - a 200 million euros credit facility consisting of three tranches repayable in June 2024, June 2025 and June 2026 respectively.

Eutelsat Communications S.A. Credit Facilities

Eutelsat Communications S.A. financing structure is the following:

- ▶ A 400 million euros Term Loan initially for a 5-year maturity with two possible extensions of one year, of which one has been exercised and approved until June 2027 (with a second possible extension of one year) bearing interest at EURIBOR plus a margin depending on Eutelsat Communications S.A. long-term credit ratings given by Standard & Poors (S&P). Interest periods are selected for three months, beginning on 10 September, 10 December, 10 March and 10 June every year.

6 FINANCIAL INFORMATION

Review of Eutelsat communications' financial position

- ▶ A 200 million euros Revolving Credit Facility (undrawn at 30 June 2022), concluded in June 2021 with – initially – a 5-year maturity with two possible extensions of one year, of which one has been exercised and approved. Interest periods are of a maximum of 6 months and bear interest at EURIBOR (or SOFR for drawings in U.S. dollars) plus a margin depending on Eutelsat Communications S.A. long-term credit ratings given by Standard & Poors (S&P).

The loan agreements do not involve any guarantee by Eutelsat Communications' subsidiaries or any pledge of assets as collateral for the loan. This loan agreement includes some restrictive clauses, subject to the usual exceptions in loan agreements. The agreement provides for each lender party to the agreement to ask for early repayment of all monies owed if there is a change in control of Eutelsat Communications and Eutelsat S.A. or in the event of concerted action.

In addition, Eutelsat Communications has agreed to retain directly or indirectly 95% of the capital and voting rights in Eutelsat S.A. for the duration of the loan.

The credit agreement entails an obligation to maintain Launch-plus-one-year insurance policies for any satellite located at 13° East and, for any satellite located at another orbital position, a commitment not to have more than one satellite not covered by a launch insurance policy.

Eutelsat Communications S.A. is required to maintain a total net debt to annualised EBITDA ratio (as these terms are defined contractually and based on the Group's IFRS consolidated accounts) of less than or equal to 4.0 to 1, this ratio being tested on 30 June and 31 December each year.

The fees incurred for setting up the Term Loan are amortised over the duration of the loans. As of 30 June 2022, they represent a balance of 1.8 million euros.

Eutelsat S.A.'s credit facilities

Eutelsat S.A. financing structure is the following:

- ▶ 300 million euros in 10-year bonds issued on 1 October 2012 on the Luxembourg Stock Exchange, maturing on 10 October 2022. The bonds bear a coupon of 3.125%, were issued at 99.148% and are repayable in full at maturity at 100%;
- ▶ 800 million euros in 7-year bonds issued on 25 September 2018 on the Luxembourg Stock Exchange regulated market and maturing on 2 October 2025 ("the Bond Loan 2025"). The 2025 bonds carry an annual coupon of 2.000%, were issued at 99.400%, and are redeemable at maturity at 100% of their principal amount;
- ▶ 600 million euros in 8-year bonds issued on 6 June 2019 on the Luxembourg Stock Exchange regulated market and maturing on 13 July 2027 ("the Bond Loan 2027"). The 2027 bonds carry an annual coupon of 2.250%, were issued at 99.822%, and are redeemable at maturity at 100% of their principal amount;
- ▶ 600 million euros in 8-year bonds issued on 13 October 2020 on the Luxembourg Stock Exchange regulated market and maturing on 13 October 2028 ("the Bond Loan 2028"). The 2028 bonds carry an annual coupon of 1.500%, were issued at 99.619%, and are redeemable at maturity at 100% of their principal amount;
- ▶ the export credit covered by Credendo, for an initial amount of 121 million euros, bearing interest at a variable rate (rate based on 6-month EURIBOR), was used to finance the construction of a satellite. The remaining 21.2 million euros was repaid in full during the year;

- ▶ a 450 million euros revolving credit facility signed on 28 April 2017 with a 5-year term initially and two 1-year extension options subject to lenders agreement, of which both have been exercised and approved. Amounts drawn for a maximum period of six months bear interest at EURIBOR (or SOFR for amounts drawn in U.S. dollars) plus a 0.23% to 0.95% margin depending on Eutelsat S.A.'s long-term rating assigned by Standard & Poor's. Furthermore, under this credit agreement, Eutelsat S.A. is required to maintain a total net debt to annualised EBITDA ratio (as contractually defined and based on the consolidated financial statements of the Eutelsat S.A. sub-group prepared in accordance with IFRSs) of less than or equal to 4 to 1 (this ratio is tested on 30 June and 31 December each year). No amount was drawn from this revolving credit facility as at 30 June 2022;

- ▶ a credit facility of up to 200 million euros signed on 17 April 2019. This facility is composed of three tranches payable in June 2022, June 2023 and June 2024 respectively, bearing interest at a fixed rate plus a predefined margin. Furthermore, under this credit agreement, Eutelsat S.A. is required to maintain a total net debt to annualised EBITDA ratio (as contractually defined and based on the consolidated financial statements of the Eutelsat S.A. sub-group prepared in accordance with IFRS) of less than or equal to 4 to 1 (this ratio is tested on 30 June and 31 December each year). 200 million euros were drawn from this credit facility as at 30 June 2022;

- ▶ a 200 million euros revolving credit facility concluded in June 2021 with a two-year term initially, two 1-year extensions, subject to the lenders' agreement for the second, are possible. Amounts drawn for a maximum period of six months bear interest at EURIBOR (or LIBOR for amounts drawn in U.S. dollars) plus a margin depending on Eutelsat S.A.'s long-term rating assigned by Standard & Poor's. Furthermore, under this credit agreement, Eutelsat S.A. is required to maintain a total net debt to annualised EBITDA ratio (as contractually defined and based on the consolidated financial statements of the Eutelsat S.A. sub-group prepared in accordance with IFRSs) of less than or equal to 4 to 1 (this ratio is tested on 30 June and 31 December each year). No amount was drawn from this revolving credit facility as at 30 June 2022;

- ▶ a credit facility of up to 200 million euros concluded in June 2021. This facility is composed of three tranches payable in June 2024, June 2025 and June 2026 respectively, bearing interest at a fixed rate plus a predefined margin. Furthermore, under this credit agreement, Eutelsat S.A. is required to maintain a total net debt to annualised EBITDA ratio (as contractually defined and based on the consolidated financial statements of the Eutelsat S.A. sub-group prepared in accordance with IFRS) of less than or equal to 4 to 1 (this ratio is tested on 30 June and 31 December each year). No amount was drawn from this credit facility as at 30 June 2022;

- ▶ a 200 million euros Term Loan initially concluded on 27 November 2020 with the European Investment Bank (EIB) for an 8-year period maturing on 8 December 2028. Interest periods are six months, beginning on 10 June and 10 December;

- ▶ a credit facility of up to 159 million euros concluded in March 2022. This facility is composed of three tranches payable in June 2025, June 2026 and June 2027 respectively, bearing interest at a fixed rate plus a predefined margin. Furthermore, under this credit agreement, Eutelsat S.A. is required to maintain a total net debt to annualised EBITDA ratio (as contractually defined and based on the consolidated financial statements of the Eutelsat S.A. sub-group prepared in accordance with IFRS) of less than or equal to 4 to 1 (this ratio is tested on 30 June and 31 December each year). No amount was drawn from this credit facility as at 30 June 2022.

The credit agreements and the bond issues include neither a guarantee by the Group nor the pledging of assets to the lenders, but they include restrictive clauses, subject to the usual exceptions contained in loan agreements, limiting the capacity of Eutelsat S.A. and its subsidiaries, in particular to:

- ▶ grant security interests or guarantees;
- ▶ enter into agreements resulting in additional liabilities;
- ▶ grant loans and carry out certain types of investments;
- ▶ enter into merger, acquisition, asset disposal, or lease transactions (with the exception of those carried out within the Group and expressly provided for in the loan agreement);
- ▶ modify the nature of the business of the Company or its subsidiaries.

The bond issues and the credit facilities referred to in paragraph 7.4.2 provide for the possibility:

- ▶ For each lender party to the credit agreements to request early repayments of all credit agreements in the event of a change

of control of Eutelsat S.A. or a change of control of Eutelsat Communications (other than control acquisition by the Group's reference shareholders). This provision does not apply in case of Group restructuring;

- ▶ For each lender party to the bond issues to request early redemption of all issued bonds in the event of a change of control of Eutelsat S.A. or change of control of Eutelsat Communications accompanied by a downgrade in its bond ratings.

The credit agreement entails an obligation to maintain Launch-plus-one-year insurance policies for any satellite located at 13° East and, for any satellite located at another orbital position, a commitment not to have more than one satellite not covered by a launch insurance policy.

Issue costs incurred on issuing the bonds and export credits are amortised over the duration of the loans. As of 30 June 2022, they represent a balance of 13 million euros.

6.1.3.5 Other Group commitments

The following table summarises the Group's contractual obligations (including lease liabilities excluding other components of the gross debt) and commercial commitments as of 30 June 2022 (see the Notes to Eutelsat Communications S.A.'s consolidated financial statements for the year ended 30 June 2022 in Section 6.2 of this document).

(in millions of euros)	Total	Payments by period			
		<1 year	1-3 years	3-5 years	>5 years
Lease liabilities	420.6	54.8	103.2	110.6	152.0
Satellite construction and launch contracts, operating agreements and customer contracts ⁽¹⁾	574.0	300.0	132.0	142.0	-
Retirement indemnities and other post-employment benefits ⁽²⁾	16.5	-	-	-	16.5
TOTAL CONTRACTUAL OBLIGATIONS AND COMMERCIAL COMMITMENTS	1,011.1	354.8	235.2	252.6	168.5

(1) Primarily includes costs of controlling satellites in-orbit.

(2) Mainly includes long-term obligations (more than five years).

It should be noted that:

- ▶ lease liabilities are described in the Notes to Eutelsat Communications S.A.'s consolidated financial statements in Section 6.2 of this document (Note 7.4.3). They mostly are related to five satellites for which capacity is leased (EXPRESS AM6, EXPRESS AT1, EXPRESS AT2, EUTELSAT 36C and ASTRA 2G);
- ▶ commitments with certain suppliers for the acquisition of assets (satellites and other assets) are described in the Notes to Eutelsat Communications S.A.'s consolidated financial statements (Note 7.1.5);
- ▶ retirement indemnities and other post-employment benefits are described in the Notes to Eutelsat Communications S.A.'s consolidated financial statements (Note 7.7.2);
- ▶ the financial guarantee granted to the IGO's Closed Pension Fund is in the Notes to Eutelsat Communications S.A.'s consolidated financial statements (Note 7.7.1);
- ▶ the Group gave an undertaking to put in place a liquidity mechanism, which is described below.

Off-balance sheet commitments as of 30 June 2022 consist mainly of the above-mentioned Satellite construction and launch contracts, operating agreements and customer contracts, and parent company guarantees issued in favour of certain subsidiaries, all of which are related to operating activities, as well as commitments related to the Group's financing (more information in Section 6.1.3.4) and to the financial instruments referred to in Note 7.4.5 to the consolidated financial statements in Section 6.2).

Liquidity offers

The Company gave an undertaking to employees who are shareholders in Eutelsat S.A. or who hold Eutelsat S.A. stock subscription or stock purchase options, apart from Corporate Officers and Directors and executives who made commitments to sell their shares to put in place a liquidity mechanism for their Eutelsat S.A. shares should Eutelsat Communications be floated on the stock market.

The Group consequently provides a liquidity "window" on a regular basis.



6.1.4 Dividend policy

The dividend policy is set by the Board of Directors after analysis, in particular, of the Group's results and financial position.

Starting in the Financial Year ended 30 June 2019, Eutelsat Communications undertook the distribution of:

- ▶ an amount of 1.27 euros per share subtracted from the distributable profit in respect of the Financial Year ended 30 June 2019;
- ▶ an amount of 0.89 euros per share subtracted from the distributable profit in respect of the Financial Year ended 30 June 2020. It is noted that this 30% reduction compared to the previous fiscal year occurred in the context of the global health crisis, as a measure of prudence with a view to maintain a high level of financial flexibility;

- ▶ an amount of 0.93 euros per share subtracted from the distributable profit and retained earnings in respect of the Financial Year ended 30 June 2021.

On 25 July 2022, the Board of Directors agreed to recommend to the next Annual Meeting of Shareholders a dividend of 0.93 euros per share for FY 2021-22, unchanged versus last fiscal year.

An option for shareholders to receive the entire dividend, either in cash or in new shares of the Company, will be proposed.

6.2 Consolidated financial statements as of 30 June 2022

Consolidated income statement

<i>(in millions of euros, except per-share data)</i>	Note	30 June 2021	30 June 2022
Revenues from operations	6.1	1,233.9	1,151.6
Operating costs	6.2	(94.7)	(93.2)
Selling, general and administrative expenses	6.2	(217.3)	(196.8)
Depreciation expense	7.1.1, 7.1.2, 7.1.3	(507.7)	(481.7)
Other operating income and expenses	6.3	(67.0)	44.9
Operating income		347.2	424.8
Cost of net debt		(72.8)	(63.1)
Other financial income and expenses		(22.2)	(1.8)
Financial result	6.4	(95.0)	(64.9)
Current income before tax		252.3	359.9
Income tax	6.5	(24.2)	(48.6)
Share of result of associates	7.2	-	(71.5)
Net income		228.1	239.8
Attributable to the Group		214.1	230.8
Attributable to non-controlling interests		14.0	9.1
Basic and diluted earnings per share attributable to Eutelsat Communications shareholders	6.6	0.930	1.002

Comprehensive income statement

<i>(in millions of euros)</i>	Note	30 June 2021	30 June 2022
Net income		228.1	239.8
<i>Other recyclable items of gain or loss on comprehensive income</i>			
Translation adjustment	7.6.4	(16.5)	117.3
Tax effect	7.6.4	(9.3)	21.0
Changes in fair value of hedging instruments ⁽¹⁾	7.6.3	1.6	(43.3)
Tax effect	7.6.3	15.0	10.6
<i>Other non-recyclable items of gain or loss on comprehensive income</i>			
Changes in post-employment benefits	7.7	20.1	56.8
Tax effect		(5.2)	(14.7)
TOTAL OF OTHER ITEMS OF GAIN OR LOSS ON COMPREHENSIVE INCOME		5.8	147.7
TOTAL COMPREHENSIVE INCOME		233.9	387.5
Attributable to the Group		219.7	373.1
Attributable to non-controlling interests ⁽²⁾		14.2	14.4

(1) The changes in the fair value of hedging instruments concern only cash flow hedges. Net foreign investment hedges are recorded as translation adjustments.

(2) The portion attributable to non-controlling interests breaks down as follows:

- a net result of 14.0 million euros as of 30 June 2021 and 9.1 million euros as of 30 June 2022;
- other recyclable items of gain or loss on comprehensive income of (0.3) million euros as of 30 June 2021 and (1.9) million euros as of 30 June 2022; and
- other non-recyclable items of gain or loss on comprehensive income of 0.5 million euros as of 30 June 2021 and 7.3 million euros as of 30 June 2022.

Consolidated statements of financial position

<i>(in millions of euros)</i>	Note	30 June 2021	30 June 2022
ASSETS			
Goodwill	7.1.1	1,246.5	1,295.2
Intangible assets	7.1.1	440.3	377.4
Tangible assets and construction in progress	7.1.2	3,730.4	3,677.5
Rights of use in respect of leases	7.1.3	517.5	452.9
Investments in associates	7.2	-	605.7
Non-current financial assets	7.4.3	71.5	43.0
Non-current assets associated with customer contracts and costs to obtain and fulfil contracts	7.3	37.7	34.0
Deferred tax assets	7.8	7.6	1.4
TOTAL NON-CURRENT ASSETS		6,051.5	6,487.0
Inventories		8.1	12.9
Accounts receivable	7.3.1	244.5	246.9
Current assets associated with customer contracts and costs to obtain and fulfil contracts	7.3	17.4	18.8
Other current assets		42.8	32.6
Current tax receivable		26.6	29.7
Current financial assets	7.4.3	27.0	65.1
Cash and cash equivalents	7.4.1	861.1	680.5
TOTAL CURRENT ASSETS		1,227.5	1,086.5
TOTAL ASSETS		7,279.0	7,573.6

<i>(in millions of euros)</i>	Note	30 June 2021	30 June 2022
LIABILITIES			
Share capital	7.6.1	230.5	230.5
Additional paid-in capital		718.0	718.0
Reserves and retained earnings		1,666.0	1,828.8
Non-controlling interests		76.2	83.4
TOTAL SHAREHOLDERS' EQUITY		2,690.7	2,860.7
Non-current financial debt	7.4.2	3,097.4	2,718.1
Non-current lease liabilities	7.4.3	411.6	365.9
Other non-current financial liabilities	7.4.3	89.0	94.7
Non-current payables to fixed asset suppliers	7.4.3	188.7	134.1
Non-current liabilities associated with customer contracts	7.3.3	117.5	159.2
Non-current provisions	7.7	83.0	17.6
Deferred tax liabilities	7.8	197.9	184.8
TOTAL NON-CURRENT LIABILITIES		4,185.0	3,674.5
Current financial debt	7.4.2	45.5	338.5
Current lease liabilities	7.4.3	24.1	59.8
Other current payables and financial liabilities	7.4.3	121.4	302.4
Accounts payable		84.9	78.3
Current payables to fixed asset suppliers	7.4.3	25.0	163.3
Tax payable		20.8	23.6
Current liabilities associated with customer contracts	7.3.3	69.0	65.2
Current provisions	7.7	12.6	7.1
TOTAL CURRENT LIABILITIES		403.3	1,038.3
TOTAL LIABILITIES AND SHAREHOLDERS' EQUITY		7,279.0	7,573.6

Consolidated statement of cash flows

(in millions of euros)	Note	30 June 2021	30 June 2022
CASH FLOW FROM OPERATING ACTIVITIES			
Net income		228.1	239.8
Income from associates		-	71.5
Tax and interest expenses, other operating items		140.4	(17.3)
Depreciation, amortisation and provisions		502.7	492.6
Deferred taxes	7.8	(32.0)	0.2
Changes in accounts receivable		79.9	5.8
Changes in assets held under customer contracts and other assets		1.2	4.0
Changes in accounts payable		(7.3)	(1.2)
Changes in liabilities associated with customer contracts and other liabilities		18.9	30.8
Taxes paid		(42.8)	(25.2)
NET CASH FLOWS FROM OPERATING ACTIVITIES		889.0	800.9
CASH FLOW FROM INVESTING ACTIVITIES			
Acquisitions of satellites, other property and equipment, and intangible assets	7.1.1, 7.1.2	(183.4)	(177.2)
Insurance repayments		6.6	-
Sales ⁽¹⁾		41.5	-
C-Band transition plan	2.2	-	86.1
Acquisition of equity investments and other movements ⁽²⁾		(48.0)	(491.9)
NET CASH FLOWS FROM INVESTING ACTIVITIES		(183.3)	(583.0)
CASH FLOW FROM FINANCING ACTIVITIES			
Distributions		(204.9)	(221.5)
Increase in borrowings	7.4.2	1,200.0	-
Repayment of borrowings	7.4.2	(1,473.8)	(88.2)
Repayment of lease liabilities	7.4.3	(91.5)	(14.1)
Loan set-up fees		(5.2)	(4.4)
Interest and other fees paid		(80.0)	(78.3)
Transactions relating to non-controlling interests ⁽³⁾		(8.8)	-
Premiums and termination indemnities on derivatives settled		(6.0)	(6.7)
Other changes		-	0.1
NET CASH FLOW FROM FINANCING ACTIVITIES		(670.1)	(413.3)
Impact of exchange rate on cash and cash equivalents		(6.5)	14.7
INCREASE/(DECREASE) IN CASH AND CASH EQUIVALENTS		29.1	(180.6)
Cash and cash equivalents, beginning of period		832.0	861.1
Cash and cash equivalents, end of period		861.1	680.5
Including Cash and cash equivalents, end of period	7.4.1	861.1	680.5
Including Overdrafts included under debt, end of period		-	-

(1) As of 30 June 2021, sales include the payment of 41.5 million euros linked to the divestment of Eurobroadband Infrastructure and its subsidiaries.

(2) As of 30 June 2021, acquisitions of equity investments include the payment of 48.2 million euros in respect of the acquisition of BigBlu Europe, of which 6.8 million euros into an escrow account. As of 30 June 2022, they include the payment of 494.9 million euros linked to the acquisition of equity interests in OneWeb Holdings Limited (see Note 3.2.1) and the reimbursement of 3.9 million euros from the escrow account in respect of the acquisition of BigBlu Europe (see Note 3.2.2).

(3) As of 30 June 2021, transactions relating to non-controlling interests include the additional payment linked to the acquisition of the minority interests in Eutelsat International taking place during the Financial Year ended 30 June 2020.

Consolidated statement of changes in shareholders' equity

(in millions of euros, except share data)	Share capital		Additional paid in capital	Reserves and retained earnings	Shareholders' equity Group share	Non-controlling interests	Total
	Number	Amount					
AS OF 30 JUNE 2020	230,544,995	230.5	718.0	1,711.1	2,659.8	144.8	2,804.6
Net income for the period	-	-	-	214.1	214.1	14.0	228.1
Other items of gain or loss in comprehensive income ⁽¹⁾	-	-	-	5.6	5.6	0.2	5.8
TOTAL COMPREHENSIVE INCOME	-	-	-	219.7	219.7	14.2	233.9
Dividend distributions	-	-	-	(204.9)	(204.9)	-	(204.9)
Employee benefits involving free shares and subscription to shares	-	-	-	0.5	0.5	-	0.5
Transactions with non-controlling interests and others ⁽²⁾	-	-	-	(60.3)	(60.3)	(82.8)	(143.1)
AS OF 30 JUNE 2021	230,544,995	230.5	718.0	1,666.0	2,614.5	76.2	2,690.7
Net income for the period	-	-	-	230.8	230.8	9.1	239.8
Other items of gain or loss in comprehensive income ⁽¹⁾	-	-	-	142.3	142.3	5.4	147.7
TOTAL COMPREHENSIVE INCOME	-	-	-	373.1	373.1	14.4	387.5
Dividend distributions	-	-	-	(214.2)	(214.2)	(7.3)	(221.5)
Benefits for employees upon exercising options and free shares granted	-	-	-	0.2	0.2	-	0.2
Other	-	-	-	3.7	3.7	0.2	3.9
AS OF 30 JUNE 2022	230,544,995	230.5	718.0	1,828.8	2,777.3	83.5	2,860.7

(1) The changes in other items of gain or loss on comprehensive income include actuarial gains and losses recognised on post-employment benefits and changes in the revaluation surplus of derivative instruments (see Note 7.6.3) and the translation reserve (see Note 7.6.4), net of the associated tax effects.

(2) As of 30 June 2021, the transactions relating to non-controlling interests and others mainly relate to the disposal of EBI.

Notes to the consolidated financial statements

NOTE 1	General Overview	174	NOTE 6	Notes to the income statement	180
1.1	Business	174	6.1	Revenues	180
1.2	Financial Year	174	6.2	Operating expenses	181
1.3	Approval of the Financial Statements	174	6.3	Other operating income and expenses	183
NOTE 2	Key events during the financial period	174	6.4	Financial result	183
2.1	Acquisition of an equity interest in OneWeb Holdings Ltd.	174	6.5	Income tax	183
2.2	C-Band transition plan	174	6.6	Earnings per share	184
2.3	Launch and entry into service of the EUTELSAT QUANTUM satellite	174	NOTE 7	Notes to the balance sheet	185
2.4	Impacts of the Russo-Ukrainian war	174	7.1	Fixed assets	185
NOTE 3	Scope of consolidation	175	7.2	Investments in associates	191
3.1	Scope of consolidation	175	7.3	Receivables, assets and liabilities on customer contracts and costs to obtain and fulfil contracts	192
3.2	Main changes in the scope of consolidation	177	7.4	Financial assets and liabilities	194
NOTE 4	Accounting principles and valuation methods	179	7.5	Fair value of financial instruments	200
4.1	Basis of preparation of financial information	179	7.6	Shareholders' equity	202
4.2	Financial reporting rules	179	7.7	Provisions	203
4.3	Significant accounting judgements and estimates	179	7.8	Tax assets and liabilities	206
NOTE 5	Segment information	180	NOTE 8	Related-party transactions	207
			8.1	Key management personnel	207
			8.2	Other related parties	208
			NOTE 9	Subsequent events	208
			NOTE 10	Statutory auditors' fees	208

NOTE 1 General Overview

1.1 Business

With capacity operated on 36 satellites, the Group is an industry leader in fixed satellite services. It mainly operates and provides capacity for Video Services, Fixed Data and Government Services, and capacity in Connectivity applications (Fixed Broadband and Mobile Connectivity). Through its satellite fleet, the Group is able to serve the entire European continent, the Middle East and North Africa, as well as Sub-Saharan Africa, a significant proportion of the Asian continents and the Americas.

1.2 Financial Year

The financial year runs for a period of 12 months from 1 July to 30 June.

1.3 Approval of the Financial Statements

The consolidated financial statements as of 30 June 2022 have been established under the responsibility of the Board of Directors, which adopted them at its meeting of 25 July 2022. They will be submitted for approval to the Ordinary General Meeting of Shareholders taking place on 10 November 2022.

NOTE 2 Key events during the financial period

2.1 Acquisition of an equity interest in OneWeb Holdings Ltd.

On 27 April 2021, the Group announced the acquisition of an equity interest in OneWeb Holdings Ltd. for 550 million U.S. dollars. The transaction was finalised on 8 September 2021. The OneWeb constellation enjoys significant priority spectrum rights, backed by the International Telecommunication Union, and will operate 648 satellites in low orbit (LEO) offering low latency. On 29 June 2021, Bharti Global also exercised a securities call option for an amount of 350 million U.S. dollars, increasing Eutelsat's equity interest to 20.52% at the close of the transaction on 8 September 2021.

On 5 October 2021, Eutelsat announced its participation in a portion of Bharti's Global's last call option in OneWeb Holdings Ltd. for a total consideration of 165 million U.S. dollars. Once the regulatory approvals had been obtained on 22 December 2021, this transaction increased Eutelsat's equity interest to 25.13%.

On 28 February 2022, Hanwha Systems UK Ltd. finalised the acquisition of an equity interest for 300 million U.S. dollars, taking Eutelsat's shareholding to 22.91%.

This shareholding which was financed totally from the Group's available cash, has been consolidated using the equity method as of 30 June 2022, the Group having a notable influence in the structure.

The impacts of this acquisition are outlined in Note 3.2 "Main changes in the scope of consolidation".

2.2 C-Band transition plan

Following the federal decision published by the Federal Communications Commission (FCC – U.S. communications regulator) on 3 March 2020, within the framework of the vacation of spectrum in the 3.7-4 GHz range (C-Band) across the U.S. territory, the Group implemented a transition plan composed of two phases, each corresponding to the vacation of certain frequencies and resulting in the payment of financial incentives amounting to 125 million U.S. dollars for the first phase and 382 million U.S. dollars for the second phase.

In October 2021, the FCC approved the certification of the first phase of the Group's transition plan. Within this framework, income of

125 million U.S. dollars has been booked in Other operating income. The corresponding funds were received in December 2021. The work relating to the second phase of the transition plan has been completed for the terrestrial stations claimed by the Group and remains subject to approval by the FCC.

2.3 Launch and entry into service of the EUTELSAT QUANTUM satellite

On Friday 30 July 2021, the EUTELSAT QUANTUM satellite was successfully launched and entered commercial service on 10 November 2021. Positioned at 48° East, the satellite heralds a new era in commercial satellite services. Its in-orbit reprogrammable features set a new standard in flexibility that enables users, particularly those operating in the governmental and mobility markets, to actively define and shape performance and reach thanks to its software-based design.

2.4 Impacts of the Russo-Ukrainian war

In the 2021-22 Financial Year, 6.7% of Eutelsat's revenues were exposed to Russian customers. The Group had no significant exposure to Ukraine in terms of revenues. The Group also leases capacity on four satellites owned by the Russian operator RSCC, mainly serving the Russian customers mentioned above and representing a discounted liability of 319 million euros as of 30 June 2022. While the Group has two subsidiaries in Russia, almost all transactions with Russian customers and suppliers are carried out by subsidiaries outside the Russian territory. The Group has no material payment arrears with its Russian customers as of 30 June 2022.

As of 30 June 2022, Eutelsat S.A. had a receivable of 37 million U.S. dollars from a supplier of fixed assets, ILS, following the termination of a launcher contract. The ability to recover this receivable will be reassessed at regular intervals as required by developments in the situation.

In addition, the Low Earth Orbit constellation OneWeb, in which Eutelsat has a 22.9% stake, had to suspend the six remaining launches planned from the Baikonur Cosmodrome. Since then, OneWeb has signed agreements with SpaceX and New Space India in order to resume satellite launches.

NOTE 3 Scope of consolidation

The consolidated financial statements cover Eutelsat Communications S.A., its subsidiaries, and entities over which it directly or indirectly exercises joint control or a significant influence (considered together as the "Group").

Accounting principles

Subsidiaries are entities over which the Group has direct or indirect control. Control is defined by the power to direct the financial and operational policies generally, but not systematically, combined with a shareholding of more than 50% of the voting rights. The existence and effects of potential voting rights that are currently exercisable or convertible, the power to appoint the majority of members of the governing bodies and the existence of veto rights are considered when assessing whether the Group controls another entity. Subsidiaries are consolidated under the full consolidation method from the date the Group gains control. They are de-consolidated as of the date on which the Group loses control. The portion of equity ownership that is not directly or indirectly attributable to the Group is booked under non-controlling interests.

The financial statements of entities under joint control are consolidated on an equity basis where these are considered to be joint ventures, and based on the equity percentage of each item on the balance sheet and income statement where they are considered to be joint activities.

The financial statements of associates over which the Group exerts significant influence are consolidated using the equity method. Significant influence is presumed where more than 20% of the shares are held by the Group.

3.1 Scope of consolidation

As of 30 June 2022, the list of companies in the scope of consolidation is as follows:

Company	Country	Consolidation method	% control as of 30 June 2022	% interest as of 30 June 2022
Eutelsat Communications S.A. (parent company).	France	FC	100.00%	100.00%
Eutelsat S.A.	France	FC	100.00%	96.38%
Eutelsat S.A. Sub-Group				
Eutelsat Konnect Services	France	FC	100.00%	96.38%
Fransat S.A.	France	FC	100.00%	96.38%
Eutelsat do Brasil Ltda ⁽¹⁾	Brazil	FC	100.00%	96.38%
Eutelsat Participações Ltda ⁽¹⁾	Brazil	FC	100.00%	96.38%
Satmex International BV ⁽¹⁾	Netherlands	FC	100.00%	96.38%
Satelites Mexicanos S.A. de C.V. ⁽¹⁾	Mexico	FC	100.00%	96.38%
EAS Delaware Corp.	USA	FC	100.00%	96.38%
SMVS Administracion S de R.L. de C.V. ⁽¹⁾	Mexico	FC	100.00%	96.38%
SMVS Servicios Tecnicos S de R.L. de C.V. ⁽¹⁾	Mexico	FC	100.00%	96.38%
Satmex USA LLC ⁽¹⁾	USA	FC	100.00%	96.38%
Eutelsat Servicos de Telecom. do Brasil Ltda ⁽¹⁾	Brazil	FC	100.00%	96.38%
Eutelsat Latam Corp.	USA	FC	100.00%	96.38%
Skylogic S.p.A.	Italy	FC	100.00%	96.38%
Eutelsat Russia ⁽¹⁾	Russia	FC	100.00%	96.38%
Eutelsat Services & Beteiligungen GmbH	Germany	FC	100.00%	96.38%
Eutelsat Inc.	USA	FC	100.00%	96.38%
Eutelsat America Corp.	USA	FC	100.00%	96.38%
Eutelsat UK Limited	United Kingdom	FC	100.00%	96.38%
Eutelsat Polska s.p.z.o.o.	Poland	FC	100.00%	96.38%
Skylogic Mediterraneo S.r.l.	Italy	FC	100.00%	96.38%

6 FINANCIAL INFORMATION

Consolidated financial statements as of 30 June 2022

Company	Country	Consolidation method	% control as of 30 June 2022	% interest as of 30 June 2022
Eutelsat Madeira Unipessoal Lda	Madeira	FC	100.00%	96.38%
Eutelsat Asia Pte.Ltd.	Singapore	FC	100.00%	96.38%
ES 172 LLC	USA	FC	100.00%	96.38%
EA 172 UK	United Kingdom	FC	100.00%	96.38%
ES 174E Ltd	Cyprus	FC	100.00%	96.38%
Eutelsat Australia Pty Ltd.	Australia	FC	100.00%	96.38%
Eutelsat International Ltd.	Cyprus	FC	100.00%	96.38%
Eutelsat Networks LLC ⁽¹⁾	Russia	FC	100.00%	96.38%
Taurus Satellite Holding Limited	United Kingdom	FC	100.00%	96.38%
Broadband4Africa Limited	United Kingdom	FC	100.00%	96.38%
Konnect Africa France	France	FC	100.00%	96.38%
BB4A Israel Ltd.	Israel	FC	100.00%	96.38%
Konnect Africa Côte d'Ivoire	Côte d'Ivoire	FC	100.00%	96.38%
Konnect South Africa Ltd.	South Africa	FC	100.00%	96.38%
Konnect Africa RDC ⁽¹⁾	Democratic Republic of Congo	FC	100.00%	96.38%
Konnect Broadband Tanzania Limited	Tanzania	FC	100.00%	96.38%
Eutelsat BH D.O.O. SARAJEVO ⁽¹⁾	Bosnia	FC	100.00%	96.38%
Eutelsat Bulgaria ⁽¹⁾	Bulgaria	FC	100.00%	96.38%
Eutelsat MENA FZ-LLC	Dubai	FC	100.00%	96.38%
Noorsat Media City Ltd.	Cyprus	FC	100.00%	96.38%
Noor Al Sharq Satellite	Jordan	FC	100.00%	96.38%
Eutelsat Cyprus Ltd.	Cyprus	FC	100.00%	96.38%
Sat Internet Services GmbH ⁽¹⁾	Germany	FC	100.00%	96.38%
Getinternet GmbH ⁽¹⁾	Germany	FC	100.00%	96.38%
Orbitcom GmbH ⁽¹⁾	Germany	FC	100.00%	96.38%
Europasat Iberica s.l. ⁽²⁾	Spain	FC	100.00%	96.38%
Europasat France	France	FC	100.00%	96.38%
BigBlu Operations Limited ⁽²⁾	United Kingdom	FC	100.00%	96.38%
BigBlu Services Holding Limited ⁽²⁾	United Kingdom	FC	100.00%	96.38%
BigBlu Services Limited ⁽²⁾	United Kingdom	FC	100.00%	96.38%
BBE BigBlu Broadband Ellada ⁽²⁾	Greece	FC	100.00%	96.38%
BigBlu Broadband Ireland Limited ⁽²⁾	Ireland	FC	100.00%	96.38%
Open Sky S.p.A	Italy	FC	100.00%	96.38%
Europasat SP .Zo.o. ⁽¹⁾	Poland	FC	100.00%	96.38%
Satelite de Sabedoria – Servicios de Internet Unipessoal LDA	Portugal	FC	100.00%	96.38%
OneWeb Holdings Limited ⁽³⁾	United Kingdom	EM	22.91%	22.08%

FC: Full consolidation method.

EM: Equity method.

(1) Companies with financial years ending on 31 December for legal or historical reasons.

(2) Companies with financial years ending on 30 November for historical reasons.

(3) Company whose financial year ends on 31 March.

For the other companies, the financial year ends on 30 June.

3.2 Main changes in the scope of consolidation

3.2.1 Financial Year ended 30 June 2022

Investment in OneWeb

On 8 September 2021, the Group finalised the acquisition of an equity interest in OneWeb Holdings Ltd. for 550 million U.S. dollars. The OneWeb constellation enjoys significant priority spectrum rights and will operate 648 satellites in low orbit (LEO) offering low latency. Concomitantly, Bharti Global exercised a securities call option for an amount of 350 million U.S. dollars, increasing Eutelsat's equity interest to 20.52% on the close of the transaction as of 8 September 2021.

On 6 October 2021, Eutelsat announced its participation in a portion of Bharti Global's last call option in OneWeb Holdings Ltd. for a total consideration of 165 million U.S. dollars. Once the regulatory approvals had been obtained on 22 December 2021, this transaction increased Eutelsat's equity interest to 25.13%.

On 28 February 2022, Hanwha Systems UK Ltd. finalised the acquisition of an equity interest for 300 million U.S. dollars, taking Eutelsat's shareholding to 22.91%.

The Group exercises a notable influence in OneWeb Holdings Ltd.: the Group sits at the Company's Board of Directors, participates in decisions relating to the Company's management and provides it with vital technical expertise. As a result, this shareholding is consolidated under the equity method.

The assessment of the goodwill as of 30 June 2022 is preliminary. The allocation of the acquisition price as of 8 September 2021 is as follows:

Balance sheet at 100%	As of 8 September 2021	
	(in millions of euros)	(in millions of dollars)
Non-current assets	1,541.1	1,827.7
Current assets	970.8	1,151.3
TOTAL ASSETS	2,511.8	2,979.0
Non-current liabilities	120.3	142.7
Current liabilities	164.6	195.3
TOTAL LIABILITIES	284.9	337.9
Net asset value (100%)	2,226.9	2,641.1
Group share in net asset value	457.0	542.0
Preliminary residual goodwill	7.6	9.0
Transferred counterparty	464.5	550.9
ACQUISITION PRICE	464.5	550.9

As of 22 December 2021, the second capital increase led to additional preliminary goodwill of 8.4 million euros.

Acquisition of BigBlu Operations Ltd.

On 30 September 2020, the Group finalised the acquisition of 100% of BigBlu Operations Ltd. for a consideration of 40 million pounds sterling (44 million euros), settled in cash. The Company and its subsidiaries operate the BigBlu Broadband Group's European satellite broadband activities. This acquisition is in line with the Group's strategy consisting of developing its business in European satellite broadband.

The assessment of the goodwill was finalised within 12 months of taking control and includes, notably, the value of the customer relationships acquired with this transaction, which has been assessed separately and constitutes an intangible asset.

6 FINANCIAL INFORMATION

Consolidated financial statements as of 30 June 2022

As of 30 June 2022, the allocation of the acquisition consideration (based on the payment of 40 million pounds sterling made to the benefit of the seller) was as follows:

	(in millions of pounds sterling)	(in millions of euros)
Customer relationships	4.7	5.2
Intangible assets	1.1	1.2
Tangible assets	4.0	4.4
Rights of use	0.8	0.8
Inventories	0.3	0.3
Accounts receivable	6.6	7.3
Assets associated with customer contracts	11.0	12.1
Cash and cash equivalents	0.2	0.2
Other assets	7.1	7.8
TOTAL ASSETS	35.9	39.4
Lease liabilities	0.8	0.8
Accounts payable	22.8	25.1
Liabilities associated with customer contracts	12.2	13.4
Other debt	10.4	12.2
Deferred tax liabilities	0.9	1.0
TOTAL LIABILITIES	47.1	52.6
Goodwill	51.5	57.0
Transferred counterparty	40.2	43.8
ACQUISITION PRICE	40.2	43.8

The values attributed to BigBlu Operations Ltd.'s identifiable assets and liabilities were not subject to any material adjustments during the period ended 30 June 2022. The acquisition price was the subject of an adjustment amounting to 2.8 million pounds sterling, paid in January 2022.

As of 30 June 2021, the preliminary allocation of the acquisition price was as follows:

	(in millions of pounds sterling)	(in millions of euros)
Customer relationships	4.7	5.2
Intangible assets	1.0	1.1
Tangible assets	4.0	4.5
Rights of use	0.8	0.8
Inventories	0.3	0.3
Accounts receivable	7.3	8.1
Assets associated with customer contracts	11.0	12.3
Cash and cash equivalents	0.2	0.2
Other assets	7.4	8.1
TOTAL ASSETS	36.7	40.6
Lease liabilities	0.8	0.8
Accounts payable	22.9	25.1
Liabilities associated with customer contracts	12.2	13.5
Other debt	10.5	12.1
Deferred tax liabilities	0.9	1.0
TOTAL LIABILITIES	47.2	52.6
Preliminary residual goodwill	48.3	53.2
Transferred counterparty	37.7	41.1
ACQUISITION PRICE	37.7	41.1

3.2.2 Financial Year ended 30 June 2021

Disposal of Eurobroadband Infrastructure

On 30 April 2021, the Group finalised the sale of its equity interest in Eurobroadband Infrastructure Sàrl (EBI).

This disposal was settled in cash for an initial consideration of 143 million euros. The net impact of this disposal in the Group's statement of cash flows stood at 41.5 million euros after, notably,

taking into account the cash held by EBI as of the disposal date (which represented an amount of 100.9 million euros). Furthermore, tangible assets totalling an amount of 131.7 million euros, mainly composed of the KA SAT satellite operated by EBI, were withdrawn from the scope of consolidation following this disposal. The impacts of this transaction on the Group's results for the Financial Year ended 30 June 2021 are presented in Note 6.3 "Other operating income and expenses".

NOTE 4 Accounting principles and valuation methods

4.1 Basis of preparation of financial information

The consolidated financial statements as of 30 June 2022 have been established in accordance with IFRS as adopted by the European Union and in force as of that date. The relevant texts are available for consultation on the following website: http://ec.europa.eu/commission/index_fr

Since 1 July 2021, the Group has applied the following new standards and interpretations, which have been adopted by the European Union:

- ▶ amendments to IFRS 9, IAS 39, IFRS 7, IFRS 4 and IFRS 16, linked to the Interest Rate Benchmark Reform – Phase II;
- ▶ amendments to IAS 1 "Presentation of financial statements – Presentation of accounting policies";
- ▶ amendments to IFRS 16 "Leases: Covid-19 – Rent concessions";
- ▶ amendments to IAS 8 "Accounting Policies, Changes in Accounting Estimates".

These new texts had no significant impact on the Group's financial statements.

4.2 Financial reporting rules

4.2.1 Conversion of financial statements and transactions in foreign currencies

The reference currency and the presentation currency used to prepare the financial statements are the euro.

Each subsidiary located outside the eurozone maintains its accounting records in the currency that is most representative of its economic environment. Balance sheet items are translated into euros using the closing-rate method. Income statement items are converted at the average exchange rate for the period. Balance sheet and income statement translation adjustments arising from exchange rate fluctuations are recorded as translation adjustments under shareholders' equity. The Group does not consolidate any entities whose functional currency is that of a hyperinflationary economy.

Transactions denominated in foreign currencies are translated into the functional currency of the entity at the rate prevailing on the date of the transaction. Foreign exchange gains and losses arising from these transactions and from the translation of monetary assets and liabilities at the closing date exchange rate are shown under the foreign exchange result.

Foreign exchange gains and losses arising from the translation of capitalisable advances made to foreign subsidiaries and forming part of the net investment in the consolidated subsidiary are recognised directly as a translation adjustment within shareholders' equity.

The main foreign currency used is the U.S. dollar. The closing exchange rate used is 1.051 U.S. dollars for 1 euro and the average exchange rate for the period is 1.138 U.S. dollars for 1 euro.

4.2.2 Reporting of current and non-current assets and liabilities

Current assets and liabilities are those that the Group is looking to realise, use or settle during its normal operating cycle, which is less than 12 months. All the others are non-current assets and liabilities.

4.3 Significant accounting judgements and estimates

The establishment of the Group's consolidated financial statements requires the use of estimates and judgements that are likely to affect the amounts of certain assets, liabilities, income, and expenses appearing in these financial statements and their accompanying notes. The Group's management constantly updates its estimates and assessments using past experience in addition to other relevant factors in relation to the economic environment. The closedown of the transactions underpinning these estimates and assumptions could result in significant adjustments to the amounts that are recognised in a subsequent financial period owing to the attendant uncertainty.

In preparing the financial statements for the period ended 30 June 2022, the management has exercised judgement, particularly with regard to the recoverable amounts of assets, the recognition of revenues, the estimation of provisions and contingent liabilities assessment, the recognition of tax assets and liabilities and the assessment of customer risk.

NOTE 5 Segment information

The Group considers that it only operates in a single operational segment, basing that view on an assessment of services rendered and the nature of the associated risks, rather than on their purpose. This is the provision of satellite-based video, business and broadband networks, and mobile services mainly to international telecommunications operators and broadcasters, corporate network integrators and companies for their own needs.

The performance indicators monitored by the Chief Executive Officer and the Chief Financial Officer, who together make up the Group's main operational decision-making body, are as follows:

- ▶ revenues;
- ▶ EBITDA, defined as the operating result before amortisation and depreciation, impairment of assets and other operating income and expense, and the EBITDA profit margin on revenues;
- ▶ Cash Capex, covering the acquisition of satellites and other tangible or intangible assets, as well as payments in respect of export credit facilities and related to lease liabilities, cash investments are understood to be net of the related insurance income, when applicable;
- ▶ discretionary cash flow, defined as the cash flow from operating activities less Cash Capex, as well as interest and other financial costs, net of interest income;
- ▶ net debt to EBITDA ratio (see Note 7.4.4 "Net Debt").

To highlight these performance indicators, for which the main aggregates are nonetheless identical to those included in the Group's consolidated financial statements, the internal reporting uses a presentation of the Group's consolidated income statement, which is based on a different breakdown of items than the one used in the consolidated financial statements. The reporting is made in line with the IFRS principles applied by the Group to establish its consolidated financial statements.

Most of the Group's assets are satellites in orbit. The remaining assets are mainly located in France, Italy and Mexico.

NOTE 6 Notes to the income statement

6.1 Revenues

Accounting principles

Most of the contracts involve satellite capacity services delivered to distributor-customers (who retail the capacity to end users) and end users (who use the capacity for their own needs). These contracts usually cover periods ranging from several months to several years. Some contracts concern the provision of short-term satellite capacity for occasional use. For all of these contracts, revenues are recognised progressively as control over the capacity is transferred to the customer over the contract period according to the volume of units of satellite capacity sold (expressed in MHz or Mbps depending on the contract). The purpose of this method is to recognise revenues corresponding to the level of service provided to our clients for a given period, taking into account possible changes in the volume of units sold under the contract.

Some contracts include variable consideration, such as variable prices or free periods. For such contracts, the Group estimates the value of the consideration to which it will be entitled in return for providing the promised services to the customer and recognises this under revenues once it is highly likely that the subsequent ascertainment of the variable consideration will not entail a substantial downward adjustment to recorded revenues.

At times, the Group bears marketing (promotion advertising, etc.) or technical expenses (especially antenna purchase and installation) on behalf of some customers. When these costs are not distinct from the service transferred to the customer, they represent the same performance obligation with the service, and the consideration payable to the customer is recognised as a reduction in revenue over the duration of the contract. Where the consideration payable to the customer is paid in return for a separate service from the customer and corresponds to the fair value of the service for the Group, it is recognised under operating expenses.

Some contracts provide for early termination, in return for the payment of penalties. When these penalties are paid as part of an amendment to a contract that does not concern services not covered by the existing contract, the services in the amended contract form only a single performance obligation with the services partially performed at the date of amendment. These penalties are then spread over the duration of the amended contract.

As part of its Fixed Broadband business, the Group sells terminals to its customers in addition to the provision of satellite capacity. Depending on the type of terminal and the contractual framework which can vary according to the geographical region addressed and the type of customer (distributor or end user), the Group determines whether the sale of the terminal constitutes a performance obligation that is separate from the supply of capacity or whether the sale of the terminal and the capacity service form a single performance obligation. When the terminal constitutes a separate performance obligation, as distinct from the capacity service, the revenue and costs of purchasing the equipment are recognised in full on transfer of control of the terminal to the customer. When the sale of the terminal and capacity constitute a same performance obligation, the revenue from the capacity service is recognised over the average duration of the customer relationship and the revenue from terminal services over the average duration of the equipment's use. The costs of purchasing the terminal are spread over the same period as the sale, as part of the cost of fulfilling the contract. The assets and liabilities relating to the spreading of the purchase and sale of the terminal are presented separately under other assets and liabilities associated with customer contracts.

6.1.1 Revenues by application

Revenues by application break down as follows:

<i>(in millions of euros)</i>	30 June 2021	30 June 2022
Broadcast	741.0	696.9
Data & Professional Video	161.4	158.5
Government Services	151.4	144.4
Fixed Broadband	80.2	68.7
Mobile Connectivity	67.2	79.9
TOTAL OPERATING ACTIVITIES	1,201.2	1,148.3
Other Revenues	32.7	3.3
TOTAL	1,233.9	1,151.6
<i>EUR/USD exchange rate</i>	<i>1.188</i>	<i>1.138</i>

Other revenues include the impact of EUR/USD currency hedging, fees for the provision of various consulting/engineering services to third parties and termination fees at the end of contracts.

6.1.2 Revenues by geographical region

Revenues by geographical region based on the customer billing address are as follows:

<i>(in millions of euros and as a percentage)</i>	30 June 2021		30 June 2022	
Region	Amount	%	Amount	%
France	78.1	6.3	71.0	6.2
Italy	146.0	11.8	129.7	11.3
United Kingdom	66.2	5.4	68.9	6.0
Europe (others)	325.7	26.4	310.1	26.9
Americas	231.0	18.7	235.1	20.4
Middle East	241.3	19.6	214.5	18.6
Africa	94.1	7.6	99.5	8.6
Asia	35.2	2.9	33.9	2.9
Others ⁽¹⁾	16.4	1.3	(10.9)	(1.0)
TOTAL	1,233.9	100.0	1,151.6	100.0

(1) Other revenues include mainly the impact of euro/U.S. dollar currency hedging amounting to (11.8) million euros for the Financial Year ended 30 June 2022 against 15.6 million euros for the Financial Year ended 30 June 2021.

6.1.3 Backlog

The backlog represents future revenues from capacity allocation or service delivery contracts (including contracts for satellites currently under construction). As of 30 June 2022, the backlog stands at 4.0 billion euros. The secured backlog, corresponding to the IFRS 15 requirements and excluding revenues subject to early termination clauses, stands at 3.2 billion euros. The amount of secured backlog within a five-year time horizon stands at 2.5 billion euros, of which 1.6 billion euros in less than two years.

6.2 Operating expenses

Operating costs essentially comprise staff costs and other costs associated with controlling and operating the satellites in addition to satellite in-orbit insurance premiums.

Selling, general and administrative expenses are mainly made up of costs for administrative and commercial staff, all marketing and advertising expenses and related overheads.

The operating expenses relating to impairment losses on trade receivables and assets associated with customer contracts amount to 23.5 million euros as of 30 June 2022 (versus 32.8 million euros for the Financial Year ended 30 June 2021).

6.2.1 Staff costs

Staff costs (including mandatory employee profit-sharing) break down as follows:

<i>(in millions of euros)</i>	30 June 2021	30 June 2022
Operating costs	58.6	54.9
Selling, general and administrative expenses	95.2	84.5
TOTAL	153.8	139.4

Eutelsat S.A. employees benefit from a Group Savings Plan (PEE) funded by voluntary contributions by employees, a Leave Bank (CET) and a three-year profit-sharing agreement based on targets revisable on a yearly basis.

6 FINANCIAL INFORMATION

Consolidated financial statements as of 30 June 2022

6.2.2 Employee headcount

The Group has 1,093 full-time equivalent employees at the date of 30 June 2022 compared to 1,132 at the date of 30 June 2021.

The average number of full-time equivalent employees during the reporting period is as follows:

	30 June 2021	30 June 2022
Operations	511	510
Selling, general and administrative	598	602
TOTAL	1,109	1,112

6.2.3 Share-based and similar compensation

Accounting principles

Share-based payments are measured at fair value at the grant date and are recognised under staff costs over the vesting period of the rights representing the benefit granted, with a corresponding increase in shareholders' equity for equity-settled plans, or in company debts for cash-settled plans. They are revalued at each balance sheet date to take into account changes in vesting assumptions (employee turnover rate, likelihood of meeting performance criteria) and, for cash-settled plans, changes in market conditions (share price).

The Group granted free shares to the Directors in January 2022, November 2021 and November 2020, and phantom shares to some employees and Directors in November 2019, November 2020, November 2021 and January 2022. Generally, the allocation of these free shares and phantom shares is contingent on an attendance requirement and the achievement of performance conditions.

The recognised expense for these plans (excluding employer contributions) stands at 1.6 million euros for the Financial Year ended 30 June 2022 versus 2.4 million euros for the Financial Year ended 30 June 2021.

The key features of the plans are as follows:

Key features of the plans	November 2019 plan	November 2020 plan	November 2021 plan	January 2022 plan
Vesting period	July 2019-June 2022	July 2020-June 2023	July 2021-June 2024	January 2022-December 2024
Payment method	Cash	Cash and shares	Cash and shares	Shares
Maximum number of attributable shares at inception	328,804	512,560	264,675	75,736
Number of beneficiaries	255	30	25	1

NUMBER OF SHARES AND PERFORMANCE CONDITIONS FOR THE FREE SHARE PLAN

Total number of shares in circulation	-	93,834	58,581	75,736
Performance conditions	-	Revenue, Discretionary Free Cash Flow, Relative TSR ⁽¹⁾ and CSR	Revenue, Discretionary Free Cash Flow, Relative TSR ⁽¹⁾ and CSR	Revenue, Discretionary Free Cash Flow, Relative TSR ⁽¹⁾ and CSR

NUMBER OF SHARES AND PERFORMANCE CONDITIONS FOR THE PHANTOM SHARE PLANS

Total number of shares in circulation	90,113	235,592	176,121	-
Performance targets	Revenue, Discretionary Free Cash Flow, Relative TSR ⁽¹⁾ and CSR	Revenue, Discretionary Free Cash Flow and CSR	Revenue, Discretionary Free Cash Flow and CSR	-

FAIR VALUE OF THE SHARES AS OF 30 JUNE 2022

Fair value excl. TSR ⁽¹⁾ (shares)	-	€6.63	€9.98	€8.87
Fair value excl. TSR ⁽¹⁾ (cash)	€10.96	€10.20	€9.51	-
Fair value after TSR ⁽¹⁾	€0	€4.97	€9.71	€9.21
Aggregate valuation of plan as of 30 June 2022 (in millions of euros) ⁽²⁾	0.9	1.7	0.7	0.1

EXPENSE FOR THE FINANCIAL YEAR

EXPENSE FOR THE FINANCIAL YEAR ENDED 30 JUNE 2022

(in millions of euros) ⁽²⁾	0.2	0.6	0.7	0.1
---------------------------------------	------------	------------	------------	------------

(1) The relative TSR (Total Shareholder Return) measures the Eutelsat share rate of return compared with that of other benchmarks or indexes. This performance requirement only applies to Company Directors.

(2) Excluding social security charges.

6.3 Other operating income and expenses

Accounting principles

Other operating income and expenses comprise unusual, abnormal and infrequent income and expense items. They mostly include asset impairment charges, launch failure costs and the related insurance repayments, non-commercial disputes net of costs incurred, restructuring costs, income from asset disposals and the implications of scope changes (acquisition costs and disposal gains/losses).

<i>(in millions of euros)</i>	30 June 2021	30 June 2022
Other operating income	1.3	108.0
Other operating expenses	(68.3)	(63.1)
TOTAL	(67.0)	44.9

As of 30 June 2022, other operating income includes the proceeds of 106.6 million euros on phase 1 of the C-Band transition plan (see Note 2.2). Other operating expenses mainly include impairments on satellites and launchers amounting to 33.8 million euros, restructuring costs amounting to 7.2 million euros and an adjustment in the impact of the EBI disposal amounting to 10.9 million euros.

As of 30 June 2021, other operating expenses mainly include impairments on satellites amounting to 27.9 million euros and costs relating to non-commercial litigation amounting to 13.9 million euros, the impact of the sale of EBI for 8.8 million euros and the restructuring of non-significant activities amounting to 6 million euros.

6.4 Financial result

<i>(in millions of euros)</i>	30 June 2021	30 June 2022
Interest expense after hedging	(68.1)	(64.4)
Interest on lease liabilities	(14.3)	(11.9)
Loan set-up fees and commissions	(7.7)	(10.1)
Capitalised interest	17.1	16.2
COST OF GROSS DEBT	(73.0)	(70.2)
Financial income	0.2	7.0
COST OF NET DEBT	(72.8)	(63.1)
Changes in derivative financial instruments	-	(0.9)
Foreign-exchange impact	(16.1)	16.6
Others	(6.1)	(17.5)
FINANCIAL RESULT	(95.0)	(64.9)

The interest expense as of 30 June 2021 and 30 June 2022 includes, respectively, 9.2 million euros and 9.5 million euros of expenses related to the exercise and termination of pre-hedging instruments used to secure the interest rate on the October 2018, June 2019 and October 2020 bond issues.

The amount of capitalised interest depends on the state of progress and number of satellite construction programmes recorded during

the relevant financial year. The interest rate used to determine the amount of interest expense eligible for capitalisation is 2.55% as of 30 June 2022 versus 2.38% as of 30 June 2021.

Changes in the fair value of derivatives as of 30 June 2022 and 2021 mainly include the ineffective portion of the time value of derivatives that are qualified in a hedging relationship.

6.5 Income tax

The Group's income tax expense breaks down as follows:

<i>(in millions of euros)</i>	30 June 2021	30 June 2022
Current tax expense	(56.2)	(48.4)
Deferred tax income (expense)	32.0	(0.2)
TOTAL INCOME TAX EXPENSE	(24.2)	(48.6)

6 FINANCIAL INFORMATION

Consolidated financial statements as of 30 June 2022

The theoretical income tax expense, calculated by applying the standard French corporation tax rate to the pre-tax result (excluding the share of net income from equity investments), can be reconciled to the actual expense as follows:

<i>(in millions of euros)</i>	30 June 2021	30 June 2022
Current income before tax	252.3	359.9
Standard French corporate tax rate	32.0%	28.41%
Theoretical income-tax expense	(80.8)	(102.2)
Non-taxable profit	72.5	62.6
Differences in corporation tax rates	3.1	1.7
Use of tax losses	-	-
CVAE (Contribution on Added Value of Enterprises)	(2.8)	(2.2)
Deferred tax generated during the previous period and recognised for the period	-	0.5
Other permanent differences	(16.2)	(8.9)
TAX EXPENSE	(24.2)	(48.6)
<i>Effective tax rate</i>	9.6%	13.5%

The other permanent differences mainly include the impact of exchange rate differences and inflation effects recorded by Satellites Mexicanos on the subsidiary's deferred tax positions for respectively 15.2 million euros and (5.3) million euros as of 30 June 2021 and 30 June 2022.

6.6 Earnings per share

Accounting principles

EPS (earnings per share) are calculated by dividing the net income for the period attributable to shareholders of Eutelsat Communications by the weighted average number of common shares outstanding during the period. Own shares are not considered in determining earnings per share.

The following table shows the reconciliation between net income and net earnings attributable to shareholders (basic and diluted) used to compute earnings per share (basic and diluted):

<i>(in millions of euros)</i>	30 June 2021	30 June 2022
NET INCOME	228.1	239.8
Income from subsidiaries attributable to non-controlling interests	(14.0)	(9.1)
NET EARNINGS USED TO COMPUTE EARNINGS PER SHARE	214.1	230.8
Average number of shares	230,196,636	230,322,045

NOTE 7 Notes to the balance sheet**7.1 Fixed assets****7.1.1 Goodwill and other intangibles****Accounting principles****Goodwill**

Business combinations are recognised using the purchase accounting method. The consideration transferred in return for control of the acquired entity is measured at fair value and includes contingent consideration, taking into account probability of occurrence. The identifiable assets, liabilities and contingent liabilities of the entity are recognised at their fair values. The costs directly attributable to the acquisition are excluded from the transferred consideration and recognised under other operating income and expenses once they are incurred.

At the acquisition date, non-controlling interests may be computed at their fair value or as a portion of identifiable assets and liabilities of the acquired entity. The option for applying either of these two methods can be exercised on a transaction-by-transaction basis.

At the first consolidation, all assets, liabilities and contingent liabilities of the acquired entity are measured at their fair value. In a takeover by successive acquisitions, the investment previously held is restated at its fair value at the acquisition date, while the ensuing gains or losses are recognised under income.

Goodwill is measured in the functional currency of the acquired entity at the date of the combination at an amount equal to the difference between the aggregate fair value of the consideration paid and the fair value of the identifiable assets acquired, and the liabilities assumed. They are tested for impairment at least once a year solely for the Group's operating segment.

Customer contracts and relationships

Customer contracts and relationships acquired in a business combination are recorded at fair value on the acquisition date. The fair value is set by referring to the generally accepted methods such as those based on revenues or market value. These assets are amortised on a straight-line basis over their economic life, which is estimated on the basis of the average duration of the contractual relationships existing at the date of acquisition of Eutelsat and the expected contract renewal rates. The main customer relationship recognised in the Group's financial statements is that of Eutelsat S.A., amortised over a 20-year period.

Other intangibles

Other intangibles are composed of development, licence and orbital rights costs.

Development costs are capitalised and amortised over a period of three to seven years if the Group can demonstrate:

- ▶ it has the technical capacity to realise the intangible asset for use or sale;
- ▶ it has the intention and capacity to complete the software and use or sell it;
- ▶ it has the capacity to use or sell the intangible;
- ▶ there is likelihood that the intangible will yield future economic benefits for the Group;
- ▶ there are sufficient technical, financial or other resources to realise the intangible;
- ▶ it has the capacity to accurately assess the expenses attributable to the intangible during its development phase.

Expenses incurred for research (or during the research phase of an in-house project) are recognised as expenses in Selling, general and administrative expenses once they are incurred.

Orbital rights and licenses are amortised over their useful lives for periods of 13 to 23 years and between one to 13 years respectively.

1

2

3

4

5

6

7

A

6 FINANCIAL INFORMATION

Consolidated financial statements as of 30 June 2022

The changes in goodwill and intangible assets over the past two financial years are as follows:

(in millions of euros)	Goodwill	Customer contracts and relationships	Eutelsat brand	Other intangibles	Total
GROSS ASSETS					
Gross value as of 30 June 2020	1,209.2	1,124.7	40.8	333.0	2,707.6
Acquisitions	-	-	-	21.2	21.2
Transfers	-	-	-	30.0	30.0
Foreign-exchange variation	(15.9)	(11.6)	-	(3.4)	(30.9)
Disposals and scrapping of assets	-	-	-	(5.3)	(5.3)
Entries into the scope	53.2	5.2	-	1.1	59.5
Exits from the scope	-	-	-	(6.3)	(6.3)
Gross value as of 30 June 2021	1,246.5	1,118.3	40.8	370.3	2,775.9
Acquisitions	-	0.2	-	12.2	12.4
Transfers	-	-	-	11.5	11.5
Foreign-exchange variation	44.9	28.8	-	8.2	81.9
Disposals and scrapping of assets	-	-	-	(3.2)	(3.2)
Entries into the scope	3.7	-	-	-	3.7
GROSS VALUE AS OF 30 JUNE 2022	1,295.2	1,147.2	40.8	398.9	2,882.1
DEPRECIATION AND IMPAIRMENT					
Accumulated amortisation as of 30 June 2020	-	(774.2)	-	(209.4)	(983.6)
Depreciation expense	-	(64.6)	-	(38.8)	(103.4)
Transfers and others	-	-	-	(17.0)	(17.0)
Foreign-exchange variation	-	4.8	-	1.2	6.0
Reversals (disposals and scrapping of assets)	-	-	-	2.8	2.8
Exits from the scope	-	-	-	6.2	6.2
Accumulated amortisation as of 30 June 2021	-	(833.9)	-	(255.1)	(1,089.0)
Depreciation expense	-	(64.5)	-	(35.7)	(100.3)
Transfers and others	-	0.1	-	0.2	0.3
Foreign-exchange variation	-	(15.6)	-	(3.2)	(18.8)
Reversals (disposals and scrapping of assets)	-	-	-	1.5	1.5
Impairment	-	(3.2)	-	-	(3.2)
Accumulated amortisation as of 30 June 2022	-	(917.0)	-	(292.5)	(1,209.5)
Net value as of 30 June 2020	1,209.2	350.4	40.8	123.6	1,724.0
Net value as of 30 June 2021	1,246.5	284.3	40.8	115.2	1,686.9
NET VALUE AS OF 30 JUNE 2022	1,295.2	230.0	40.8	106.6	1,672.6

The Eutelsat brand was recognised when Eutelsat S.A. was acquired by Eutelsat Communications in 2005.

7.1.2 Tangible assets and construction in progress

Accounting principles

Satellites and other tangible assets are recognised at their acquisition cost, which includes all costs directly attributable to making the asset ready for use, less accumulated depreciation and any impairment.

Satellite costs include all expenses incurred in bringing individual satellites into operational use, in particular manufacturing, launch and launch insurance costs, capitalised interest, satellite performance incentives, and costs directly associated with the monitoring of the satellite programme (studies, staff and consultancy costs).

Borrowing costs incurred for the financing of tangible assets are capitalised with respect to the portion incurred during the period of construction. In the absence of a loan specifically related to the asset under construction, the capitalised interest is calculated on the basis of a capitalisation rate, which is equal to the weighted average of the Group's borrowing costs.

The useful lives adopted by the Group are as follows:

- ▶ 12 to 24 years for satellites;
- ▶ 5 to 10 years for traffic monitoring equipment;
- ▶ 2 to 5 years for computer equipment;
- ▶ 3 to 10 years for leasehold arrangements and improvements.

The satellites are amortised as of their technical entry into service. The period between the launch of a satellite and its technical entry into service can vary between one and nine months depending on the propulsion method used by the satellite.

The Group conducts an annual review of the remaining useful lives of its in-orbit satellites on the basis of both their forecast utilisation and the technical assessment of their useful lives. In case the useful life is reduced or extended, the amortisation schedule is revised prospectively.

"Construction in progress" primarily consists of milestone completion payments for the construction of future satellites and advances paid in respect of launch vehicles and related launch insurance costs.

The changes in tangible assets over the past two financial years are as follows:

<i>(in millions of euros)</i>	Satellites	Other tangibles	Assets under construction	Total
GROSS ASSETS				
Gross value as of 30 June 2020	6,027.1	437.7	1,061.2	7,526.0
Acquisitions	1.8	27.8	379.5	409.0
Disposals	-	(5.1)	-	(5.1)
Scrapping of assets	(119.6)	(14.6)	-	(134.2)
Foreign-exchange variation	(63.0)	(1.8)	(0.4)	(65.1)
Entries into the scope	-	4.5	-	4.5
Exits from the scope	(296.0)	(68.4)	-	(364.4)
Transfers and others	182.5	75.2	(226.0)	31.7
Gross value as of 30 June 2021	5,732.8	455.4	1,214.4	7,402.5
Acquisitions	7.6	26.0	276.5	310.0
Disposals	-	(1.2)	-	(1.2)
Scrapping of assets	(86.7)	(2.1)	(1.7)	(90.4)
Foreign-exchange variation	155.0	5.3	0.4	160.7
Entries into the scope	-	-	-	-
Exits from the scope	-	-	-	-
Transfers and others	167.7	10.3	(281.5)	(103.5)
GROSS VALUE AS OF 30 JUNE 2022	5,976.4	493.8	1,208.1	7,678.2
DEPRECIATION AND IMPAIRMENT				
Accumulated amortisation as of 30 June 2020	(3,317.5)	(350.7)	(1.2)	(3,669.4)
Depreciation expense	(312.4)	(27.0)	-	(339.4)
Impairment	(16.2)	-	-	(16.2)
Reversals (disposals)	-	5.0	-	5.0
Reversals (scrapping of assets)	119.6	13.3	-	132.9
Foreign-exchange variation	27.0	1.1	-	28.1
Exits from the scope	175.3	57.4	-	232.7
Transfers and others	(1.6)	(45.5)	1.2	(45.8)
Accumulated amortisation as of 30 June 2021	(3,325.8)	(346.4)	-	(3,672.2)
Depreciation expense	(290.2)	(29.7)	-	(319.8)
Impairment	(12.0)	-	-	(12.0)
Reversals (disposals)	-	1.0	-	1.0
Reversals (scrapping of assets)	86.7	0.9	-	87.6
Foreign-exchange variation	(82.6)	(3.1)	-	(85.8)
Transfers and others	-	0.4	-	0.4
ACCUMULATED AMORTISATION AS OF 30 JUNE 2022	(3,623.9)	(376.9)	-	(4,000.8)
Net value as of 30 June 2020	2,709.7	87.0	1,060.0	3,856.7
Net value as of 30 June 2021	2,407.0	109.0	1,214.4	3,730.4
NET VALUE AS OF 30 JUNE 2022	2,352.6	116.9	1,208.1	3,677.5

6 FINANCIAL INFORMATION

Consolidated financial statements as of 30 June 2022

Transfers relating to satellites arising during the period ended 30 June 2022 correspond to the entry into commercial service of the EUTELSAT QUANTUM satellite launched during the period. As of 30 June 2022, the line "Transfers and others" relating to construction in progress

reflects the impacts of the termination of two launcher contracts for assets amounting to 90 million euros.

During the financial years ended 30 June 2022 and 30 June 2021, the Group recognised respective impairment losses of 12.0 million euros and 16.2 million euros on a satellite.

The expected dates of entry into service for satellites under construction at the balance sheet date are as follows:

Projects	Years
KONNECT VHVS, EUTELSAT 10B, HOTBIRD 13F and HOTBIRD 13G	Calendar year 2023
EUTELSAT 36D	Calendar year 2024

7.1.3 Rights of use in respect of leases

Accounting principles

Contracts under which the Group uses a specific asset are recognised as assets on the balance sheet in the form of a right of use, and a liability on the liabilities side, where the contractual terms are such that they qualify as leases, i.e. they transfer control of the asset over the entire lease term.

Rights of use are generally amortised over the term of the lease covering the non-cancellable period, supplemented, where applicable, by renewal options, which the Group is reasonably certain to exercise.

The discount rate used to calculate the value of the right of use and the lease liability is determined, for each contract, on the basis of the associated estimated marginal debt rate.

Assets with a low unit value and leases with a term of less than 12 months are recognised as expenses.

During the Financial Year ended 30 June 2022, the rights of use saw the following changes:

<i>(in millions of euros)</i>	Satellites	Other tangible assets	Total
GROSS ASSETS			
Gross value as of 30 June 2020	850.9	34.8	885.7
New contracts	-	40.1	40.1
Modifications and early termination of contracts	(3.2)	(12.7)	(15.9)
Scrapping of assets	-	(0.7)	(0.7)
Foreign-exchange variation	-	(0.4)	(0.4)
Entries into the scope	-	0.8	0.8
Gross value as of 30 June 2021	847.7	61.9	909.6
New contracts	-	0.1	0.1
Modifications and early terminations of contracts	-	0.3	0.3
Scrapping of assets	-	-	-
Foreign-exchange variation	-	1.0	1.0
Entries into the scope	-	-	-
GROSS VALUE AS OF 30 JUNE 2022	847.7	63.4	911.0
DEPRECIATION AND IMPAIRMENT			
Accumulated depreciation and impairment as of 30 June 2020	(311.4)	(18.0)	(329.4)
Depreciation expense	(54.4)	(10.5)	(64.9)
Impairment	(11.7)	-	(11.7)
Reversals (modifications and early terminations of contracts)	1.6	11.5	13.1
Reversals (scrapping of assets)	-	0.7	0.7
Foreign-exchange variation	-	0.1	0.1
Accumulated depreciation and impairment as of 30 June 2021	(375.9)	(16.1)	(392.1)
Depreciation expense	(53.0)	(8.9)	(61.9)
Impairment	(4.3)	-	(4.3)
Reversals (modifications and early terminations of contracts)	-	0.1	0.1
Reversals (scrapping of assets)	0.4	-	0.4
Foreign-exchange variation	-	(0.4)	(0.4)
ACCUMULATED DEPRECIATION AND IMPAIRMENT AS OF 30 JUNE 2022	(432.8)	(25.3)	(458.1)
Net value as of 30 June 2020	539.5	16.8	556.3
Net value as of 30 June 2021	471.8	45.8	517.5
NET VALUE AS OF 30 JUNE 2022	414.9	38.1	452.9

Satellite rights of use mainly relate to the EXPRESS AT1, EXPRESS AT2, EXPRESS AM6, EXPRESS 36C and ASTRA 2G leases. The durations of these leases cover the expected life spans of this type of satellite and, as such, none of these contracts include purchase options upon termination of the contract.

No renewal options have been considered to determine the term of the leases.

During the financial years ended 30 June 2022 and 30 June 2021, the Group recognised respective impairment losses of 4.3 million euros and 11.7 million euros on its rights of use on certain satellite transponders.

7.1.4 Fixed asset value tests

Accounting principles

Goodwill and unamortised intangible assets

Goodwill and other intangible assets with an indefinite useful life, such as the brand, are tested annually for impairment or more frequently when an event occurs indicating a potential loss in value.

Amortisable assets

For tangible fixed assets and intangible assets with finite useful lives, an impairment test is performed when there is an external or internal indication that their recoverable values may be lower than their carrying amounts (for example, the loss of a major customer or a technical incident affecting a satellite).

An impairment test consists of appraising the recoverable amount of an asset, which is the higher of its fair value net of disposal costs and its value in use. If it is not possible to estimate the recoverable value of a particular asset, the Group determines the recoverable amount of the cash generating unit (CGU) with which it is associated. A cash-generating unit is the smallest identifiable group of assets that generates cash inflows largely independent of the cash inflows from other assets or groups of assets. In order to define its CGUs, the Group takes into account the conditions of use of its fleet, and in particular the capacity of certain satellites to be used as back-up for other satellites.

CGUs correspond to orbital positions, carrying one or more satellites, as well as customer contracts and relationships (after taking into account the technical or economic interdependence of their cash flows).

The Group estimates value in use on the basis of estimated future cash flows. These are generated by the asset or the CGU during its useful life and are discounted using the Group's WACC defined for the impairment testing, based on the medium-term plan approved by Management and reviewed by the Board of Directors. Revenues in the medium-term plan are based upon the order backlog for each satellite, market studies, and the deployment plan for existing and future satellites. Costs given in the plan that are used for the impairment test consist mainly of in-orbit insurance costs, technical and commercial costs directly attributable to the satellites tested, as well as tax expenses. Beyond a maximum 5-year period, cash flows are estimated on the basis of constant rates of growth or decline.

The fair value net of selling costs is equal to the amount that could be received from the sale of the asset (or of one CGU) in the course of an arm's length transaction between knowledgeable, willing parties, less the costs relating to the transaction.

Impairment losses and their reversals are recognised in the income statement under other operating income expenses.

Goodwill

The Group's goodwill is monitored only at Eutelsat's operating segment level.

As of 30 June 2022, since Eutelsat Communications' market capitalisation amounts to less than the book value of the Group's shareholders' equity, the recoverable amount of goodwill has been estimated on the basis of the value in use determined from a valuation of the Group based on future cash flows. This analysis incorporates a significant degree of judgement on the part of the Group's Management.

The cash flows used are based on an updated version of the Group's five-year business plan approved by the Board of Directors in February 2022 and updated in July 2022 and covering the periods though to the 2025-26 Financial Year, on the long-term plan defined on an ongoing basis over a horizon covering the periods though to the 2033-34 Financial Year, and on a terminal value. The Group considers it relevant to use projections beyond five years in view of the long-term visibility it has on a significant portion of its activity and on its expected growth profile that the long-term plan is able to capture more effectively.

With respect to financial metrics such as the WACC (7.86% used) and the long-term growth rate used to calculate the terminal value, the sensitivity analyses show that a 44 bp increase in the WACC or a 103 bp fall in the long-term growth rate could derive a value in use below the net book value of the assets tested as of 30 June 2022. A perpetual zero-growth rate would not lead to a value in use below the net book value of the assets tested.

Furthermore, the main operational assumptions potentially impacting the recoverable amount of assets are the level of EBITDA and the amount of capital expenditures. The operational assumptions of the long-term plan are based on internal market models of the growth trend of each of the Group's business segments and on external strategic reviews. The sensitivity analyses show that a 2.7% decline in EBITDA for each year of the plans used and in the terminal value would not result in a goodwill impairment.

The impairment tests performed as of 30 June 2022 on the basis of discounted cash flow forecasts did not lead to the recognition of any impairment expenses.

Depreciable assets

Concerning the impairment tests carried out in respect of the satellites as of 30 June 2022, the cash flows used are based on the period of the updated five-year business plan approved by the Board of Directors in February 2022 and updated in July 2022, then on the cash flows extended until the end of life of each satellite based on a normative growth rate. For the relevant satellites, the impairment tests as of 30 June 2022 are based on cash flows including the sums still to be received in respect of phase two of the C-Band transition plan in the United States, amounting to pre-tax proceeds of 382 million U.S. dollars. These tests resulted in the recognition of impairment losses relating to a satellite under ownership amounting to a respective 12.0 million euros as of 30 June 2022 and 16.5 million euros as of 30 June 2021 (see Note 7.1.2 "Tangible assets and construction in progress") and an impairment loss on rights of use amounting to respectively 4.3 million euros and 11.7 million euros as of 30 June 2022 and 30 June 2021 (see Note 7.1.3 "Rights of use in respect of leases").

7.1.5 Purchase commitments

In addition to the items recognised on the balance sheet, the Company has entered into commitments with suppliers for the acquisition of assets (satellites and other assets) and the provision of services amounting to a total of 840 million euros as of 30 June 2021 and 574 million euros as of 30 June 2022.

The following table lists the future payments in respect of these commitments as of 30 June 2021 and 30 June 2022:

<i>(in millions of euros)</i>	As of 30 June 2021	As of 30 June 2022
Maturity within 1 year	395	300
From 1 to 2 years	291	109
From 2 to 3 years	21	23
From 3 to 4 years	122	126
Maturity exceeding 4 years	11	16
TOTAL	840	574

7.2 Investments in associates

Accounting principles

The Group's investments in associates consolidated under the equity method are initially booked at their cost of acquisition, including, as appropriate, the goodwill arising. Their book value is then increased or reduced to take into account the Group's share in the profits or losses realised after the acquisition date.

After the application of the equity method and should there be an event indicating a potential loss in value, the book value may be the subject of an impairment in the event that its recoverable value would be below its carrying amounts.

Value of the investment in OneWeb Holdings Ltd.

As of 30 June 2022, investments in associates represents the equity value of the company OneWeb Holdings Ltd., and the income from associates corresponds to the Group's share in the result of OneWeb Holdings Ltd.

<i>(in millions of euros)</i>	30 June 2021	30 June 2022
Equity interests at the opening date	-	-
Purchases of shares	-	613.3
Share of result of associates	-	(71.5)
Translation adjustment	-	63.9
EQUITY INTERESTS AT THE CLOSING DATE	-	605.7

In the context of the Russo-Ukrainian war, the OneWeb low-orbit constellation had to suspend six launches planned from the Baïkonour cosmodrome. An impairment test on the investment in OneWeb Holdings Ltd. has been carried out to determine whether its recoverable value was above its book value. No impairment has been booked as of 30 June 2022.

The main financial information from OneWeb Holdings Ltd. based on the latest accounting period ended 31 March 2022 is as follows:

<i>(in millions of dollars)</i>	31 March 2022
NET RESULT	(388.8)
Balance sheet	
Non-current assets	2,021.7
Current assets	1,161.0
Shareholders' equity	2,794.2
Non-current liabilities	281.0
Current liabilities	107.5

6 FINANCIAL INFORMATION

Consolidated financial statements as of 30 June 2022

(in millions of euros)	31 March 2022
GROUP SHARE OF THE NET ASSETS	
Net asset value	2,511.4
Percentage held	22.91%
Group share in net asset value	575.4
Goodwill	16.8
Adjustment of the Group share in net asset value	(0.4)
Book value of the Group's equity interest as of 31 March 2022	591.7
Share of net result from March to June 2022	(19.6)
Translation adjustment	33.5
BOOK VALUE OF THE GROUP'S EQUITY INTEREST AS OF 30 JUNE 2022	605.7

7.3 Receivables, assets and liabilities on customer contracts and costs to obtain and fulfil contracts

Accounting principles

Accounts receivable are recorded at their nominal value. They are subject to impairment, recognised as Selling and Administrative Expenses, in order to cover the risk of expected future losses. These impairments are determined on the basis of a statistical approach of expected credit losses by market and region, after taking into account the deposits and guarantees received, and supplemented, where applicable, by a specific impairment in the event of failure to make contractual payments or significant financial difficulties on the part of a customer.

Assets held under customer contracts include assets relating to revenue recognised in respect of variable prices or free periods not yet invoiced to the customer. The deferred costs of obtaining contracts correspond to the consideration paid to the customer. Contract fulfilment costs include the deferral of the cost of sales of Broadband terminals.

Liabilities related to customer contracts consist of prepayments received from customers or invoiced prior to delivery of the services.

Receivables, assets and liabilities on customer contracts and the costs to obtain and fulfil contracts are summarised as follows:

(in millions of euros)	30 June 2021	30 June 2022
ASSETS		
Accounts receivable	244.5	246.9
Assets associated with customer contracts	40.3	41.7
Costs to fulfil contracts	5.4	3.2
Costs to obtain contracts	9.3	7.9
TOTAL CURRENT AND NON-CURRENT ASSETS	299.5	299.7
Including non-current portion	37.7	34.0
Including current portion	261.9	265.7
LIABILITIES		
Financial liabilities – Guarantees and commitments received	53.5	40.1
Liabilities associated with customer contracts	186.5	224.4
TOTAL CURRENT AND NON-CURRENT LIABILITIES	240.0	264.5
Of which non-current portion	153.0	186.9
Of which current portion	87.0	77.6

7.3.1 Accounts receivable

Accounts receivable (matured and non-matured) break down as follows:

(in millions of euros)	30 June 2021	30 June 2022
Non-matured receivables	111.7	116.7
Matured receivables between 0 and 90 days	42.6	42.5
Matured receivables between 90 and 365 days	58.7	48.9
Matured due for more than 365 days	128.0	130.2
Depreciation	(96.5)	(91.3)
TOTAL	244.5	246.9

The account receivables due for more than 365 days as of 30 June 2022 include receivables amounting to 10.7 million euros covered by collateral deposits (versus 15.5 million euros at 30 June 2021). These do not involve any risk of impairment in the income statement. The provision for impairment of 91.3 million euros as of 30 June 2022 represents 76% of the receivables due for more than 365 days except collateral deposits and 41% of all overdue receivables.

In addition, given the nature of the activities and the geographies in which it operates, the Group is periodically required to collect matured receivables due for more than one year.

Credit risk arising from a customer's failure to pay its debt at the due date is tracked at the level of each entity under the supervision of the financial managers. In the most important cases, the relevant financial managers are assisted by a credit manager, acting in accordance with the instructions of the Group's debt recovery service. This tracking is based mainly on an analysis of the amounts due and can be accompanied by a more detailed study of the creditworthiness of some debtors. Based on the assessment of the financial managers, entities may be required to hedge their credit risk by obtaining bank guarantees from first-tier financial institutions and insurance companies, and guarantee deposits from customers.

Credit risk is mitigated by the following guarantees and commitments received:

(in millions of euros)	30 June 2021		30 June 2022	
	Value of accounts receivable	Value of guarantee	Value of accounts receivable	Value of guarantee
Guarantee deposits	82.4	20.8	64.1	14.1
Bank or insurance guarantees	15.0	25.1	18.6	20.4
Guarantees from the parent company	5.2	5.2	2.9	2.9
TOTAL	102.6	51.0	85.6	37.4

Guarantee deposits are recognised as financial liabilities. Bank guarantees and guarantees from parent companies are not shown on the balance sheet.

The Group's ten largest clients accounted for 35% of revenues as of 30 June 2022 (35% as of 30 June 2021). The top five account for 20% of revenues (24% as of 30 June 2021).

The changes in impairment of trade receivables over the two financial years are as follows:

(in millions of euros)	Total
Value as of 30 June 2020	119.2
Net allowance (reversal)	25.6
Reversals (used)	(44.9)
Foreign-exchange variations	(1.5)
Exits from the scope	(1.9)
Value as of 30 June 2021	96.5
Net allowance (reversal)	22.9
Reversals (used)	(29.5)
Foreign exchange variations	1.5
VALUE AS OF 30 JUNE 2022	91.3

7.3.2 Assets associated with customer contracts, costs to obtain and fulfil non-current contracts

(in millions of euros)	Total
Assets associated with customer contracts as of 30 June 2020	42.8
Use of assets associated with customer contracts during the period	(12.5)
New assets associated with customer contracts recorded during the period	9.3
Net reversals (depreciations)	1.6
Translation adjustment	(0.9)
Assets associated with customer contracts as of 30 June 2021	40.3
Use of assets associated with customer contracts during the period	(5.8)
New assets associated with customer contracts recorded during the period	5.7
Net reversals (depreciations)	0.7
Translation adjustment	0.8
ASSETS ASSOCIATED WITH CUSTOMER CONTRACTS AS OF 30 JUNE 2022	41.7

6 FINANCIAL INFORMATION

Consolidated financial statements as of 30 June 2022

The costs to obtain and fulfil contracts are shown below:

<i>(in millions of euros)</i>	Total
Costs to obtain and fulfil customer contracts as of 30 June 2020	49.2
Use of costs to obtain and fulfil customer contracts during the period	(14.6)
New costs to obtain and fulfil customer contracts during the period	8.2
Entries into the scope	12.3
Exits from the scope	(40.6)
Translation adjustment	0.2
Costs to obtain and fulfil customer contracts as of 30 June 2021	14.7
Use of costs to obtain and fulfil customer contracts during the period	(4.5)
New costs to obtain and fulfil customer contracts during the period	0.9
COSTS TO OBTAIN AND FULFIL CUSTOMER CONTRACTS AS OF 30 JUNE 2022	11.1

7.3.3 Liabilities associated with customer contracts

The liabilities associated with customer contracts break down as follows:

<i>(in millions of euros)</i>	Total
Liabilities associated with customer contracts as of 30 June 2020	187.5
Revenue recognition during the period	(42.5)
New liabilities associated with customer contracts recorded during the period	56.4
Translation adjustment	(4.1)
Entries into the scope	13.5
Exits from the scope	(24.5)
Liabilities associated with customer contracts as of 30 June 2021	186.4
Revenue recognition during the period	(77.1)
New liabilities associated with customer contracts recorded during the period	107.5
Translation adjustment	7.7
LIABILITIES ASSOCIATED WITH CUSTOMER CONTRACTS AS OF 30 JUNE 2022	224.4

7.4 Financial assets and liabilities

Accounting principles

Cash and cash equivalents

Cash mainly comprises cash in hand and demand deposits with banks. Cash equivalents mainly consist of short-term deposits with original maturities of three months or less, term accounts, as well as mutual fund investments that are easily convertible into a known amount of cash, the liquid value of which is determined and published daily and for which the risk of a change in value is insignificant. Mutual fund investments with fair value option through profit or loss are carried at fair value, with the resulting realised or unrealised gains or losses arising from the change in fair value recognised under the financial result.

Financial debt

Financial debts comprise bank loans, bond loans and structured debts. They are initially recognised at the fair value of the consideration received, less directly attributable transaction costs. These costs are recognised as loan set-up fees and premiums and are spread out over the period of the loan.

Financial assets

With the exception of derivative financial instruments and non-consolidated investments, financial assets are recorded at amortised cost. An impairment loss is recognised in the income statement when there is evidence of an impairment loss. Non-consolidated financial assets are measured at fair value.

Financial liabilities

Lease liabilities recognised in exchange for rights of use correspond to the aggregate of discounted future payments under the lease contracts. The discount rate used to measure these payables is determined by contract based on the estimated marginal debt rate of the entity that holds the contract.

When the Group grants firm or conditional purchase commitments to non-controlling shareholders, the corresponding amount of non-controlling interests is reclassified as a financial liability to reflect the fair value of the commitment. The financial liability is revalued at each balance sheet date with a corresponding entry in shareholders' equity if no further details are provided by the IFRS standards.

Derivative financial instruments

Derivatives that do not qualify as hedging instruments are recognised at fair value, with subsequent changes in fair value recognised in the financial result. Derivatives qualifying as hedging instruments are measured and recognised on the basis of hedge accounting criteria.

Hedging transactions are carried out using derivative financial instruments, the fair value changes of which are intended to offset the exposure of the hedged items to these same changes. Changes in fair value are recognised in shareholders' equity, within other recyclable gains and losses in comprehensive income, for the effective portion of the hedging relationship, while changes in fair value for the ineffective portion are recognised in financial result. The Group uses derivative financial instruments to hedge cash flows (forwards and forwards KI) and the net investment of its subsidiaries in Mexico, Singapore and Dubai (cross currency swap). Forwards, forwards KI, and the interest rate component of the cross-currency swap are recorded as financial assets or liabilities depending on the position while the exchange component is included in the Group's net debt.

Cumulative changes in the fair value of the hedging instrument previously recognised in equity are reclassified to the income statement when the hedged transaction affects the income statement. The gains and losses thus transferred are recognised in the income statement at the level of the hedged item impact.

7.4.1 Cash and cash equivalents

Cash and cash equivalents are detailed as follows:

(in millions of euros)	30 June 2021	30 June 2022
Cash at bank and in hand	529.0	596.9
Cash equivalents	332.1	83.6
TOTAL	861.1	680.5

7.4.2 Financial debt

The financial debt breaks down as follows:

(in millions of euros)	Rate	30 June 2021	30 June 2022	Maturity
EIB term loan 2022	0.488%	200.0	200.0	December 2028
Term loan 2026	Variable	400.0	400.0	June 2026
Bond 2022	3.125%	300.0	-	October 2022
Bond 2025	2.000%	800.0	800.0	October 2025
Bond 2027	2.250%	600.0	600.0	July 2027
Bond 2028	1.500%	600.0	600.0	October 2028
Structured debts		-	-	
	Variable	14.2	0.0	May 2024
	0.65%	67.0	0.0	June 2022
	0.75%	80.0	80.0	June 2023
	0.90%	53.0	53.0	June 2024
Sub-total of debt (non-current portion)		3,114.1	2,733.0	
Loan set-up fees and premiums		(16.7)	(14.9)	
TOTAL OF DEBT (NON-CURRENT PORTION)		3,097.4	2,718.1	
Structured debts	Variable	7.1	-	
Bond 2022	3.125%	-	300.0	October 2022
Accrued interest not yet due		38.4	38.5	
TOTAL DEBT (CURRENT PORTION)		45.5	338.5	
TOTAL		3,142.9	3,056.6	

6 FINANCIAL INFORMATION

Consolidated financial statements as of 30 June 2022

The totality of the debt is denominated in euros.

The term loans and structured debts are subject to a financial covenant that provides for a total net debt to EBITDA ratio equal to or less than 4.0/1. Under the term loan covenants, each lender may also request early repayment of all sums due in case of a change of control of Eutelsat S.A. or Eutelsat Communications. The obligations are also backed by a banking covenant which provides for each lender to request early repayment of all amounts due in the event of a change of control of Eutelsat S.A. or Eutelsat Communications and a rating downgrade on Eutelsat S.A. As of 30 June 2022, the Group was in compliance with all the banking covenants under its credit facilities.

The credit agreements include neither a guarantee by the Company nor a pledge of assets to lenders, but do contain restrictive clauses (subject to the usual exceptions provided for in this type of loan agreement), which limit the ability of Eutelsat Communications and

its subsidiaries, in particular to grant liens on a borrower's assets, incur additional debt, dispose of assets, enter into mergers or acquisitions, sales of assets and finance lease transactions (except those carried out within the Group and expressly provided for in the loan agreement) and modify the nature of the business of the Company and its subsidiaries.

Credit arrangements include a commitment to maintain "Launch-plus-one-year" insurance policies for any satellite located at 13° East and, for any other satellite, a commitment not to have more than one satellite that is not covered by a launch insurance policy.

In addition, as of 30 June 2022, the Group has active credit lines for an aggregate undrawn amount of 1,209.0 million euros (1,050.0 million euros as of 30 June 2021). These lines are backed by banking covenants similar to those in place for the term loans and the structured debts.

The schedule of debt maturities, excluding issue costs and premiums and accrued interest not yet due, as of 30 June 2022, is as follows:

<i>(in millions of euros)</i>	Amount	Maturity within 1 year	Maturity between 1 and 5 years	Maturity exceeding 5 years
Term loan 2026	400.0	-	400.0	-
EIB term loan	200.0	-	-	200.0
Structured debts	133.0	-	133.0	-
Bond 2022	300.0	300.0	-	-
Bond 2025	800.0	-	800.0	-
Bond 2027	600.0	-	-	600.0
Bond 2028	600.0	-	-	600.0
TOTAL	3,033.0	300.0	1,333.0	1,400.0

7.4.3 Other financial assets and liabilities

The detailed breakdown of the other financial assets is as follows:

<i>(in millions of euros)</i>	30 June 2021	30 June 2022
Non-consolidated equity investments	14.7	17.7
Derivative financial instruments ⁽¹⁾	39.0	-
Other financial assets	44.8	90.3
TOTAL	98.5	108.1
<i>Of which current portion</i>	<i>27.0</i>	<i>65.1</i>
<i>Of which non-current portion</i>	<i>71.5</i>	<i>43.0</i>

(1) See Note 7.4.5 "Derivative financial instruments".

As of 30 June 2022, the other financial assets include an amount of 46.7 million euros to be received from launcher suppliers whose contracts were terminated.

FINANCIAL INFORMATION

Consolidated financial statements as of 30 June 2022

The other debts and financial liabilities break down as follows:

(in millions of euros)	30 June 2021	30 June 2022
Lease liabilities	435.6	425.7
Other liabilities	103.4	225.9
Payables to fixed asset suppliers	213.7	297.5
Derivative financial instruments ⁽¹⁾	29.1	105.7
Liabilities for social contributions	55.2	46.6
Tax liabilities	22.7	18.9
TOTAL	859.8	1,120.3
Of which current portion	170.5	525.5
Of which non-current portion	689.3	594.8

(1) See Note 7.4.5 "Derivative financial instruments".

The other liabilities include capital uncalled by OneWeb Holdings Ltd. as of 30 June 2022, in the amount of 128.4 million euros.

As the construction of certain satellites progresses, the acceptance of milestone payments leads to the recognition of an asset under construction and an account payable. The non-current payables to fixed asset suppliers represent an amount of 134.1 million euros as of 30 June 2022 and include acceptances of milestone payments maturing on delivery of the satellites.

The changes in lease liabilities during the period break down as follows:

(in millions of euros)	30 June 2021	New contracts	Cash flow	Others	Currency effects	Change in accrued interests	30 June 2022
Satellites	384.0	-	(8.2)	(0.1)	-	3.5	379.2
Real estate	47.1	0.1	(2.3)	(0.1)	0.7	-	45.6
Others	4.5	-	(3.6)	-	-	-	0.9
TOTAL	435.6	0.1	(14.1)	(0.2)	0.7	3.5	425.7

The amounts shown for lease liabilities include accrued interest totalling 2.2 million euros as of 30 June 2021 and 3.5 million euros as of 30 June 2022.

7.4.4 Net debt

The net debt breaks down as follows:

(in millions of euros)	30 June 2021	30 June 2022
Term loan	400.0	400.0
EIB term loan	200.0	200.0
Bonds	2,300.0	2,300.0
Structured debts	221.2	133.0
"Change" portion of cross-currency swap	(38.7)	41.3
Lease liabilities	434.0	420.6
GROSS DEBT	3,516.5	3,494.9
Cash and cash equivalents	(861.1)	(680.5)
NET DEBT	2,655.5	2,814.4

The changes in the debt position between 30 June 2020 and 30 June 2021 are presented below:

(in millions of euros)	30 June 2020	Cash flow	Non-cash flow	Currency effects	Fair value change and others	30 June 2021
Term loans	600.0	(200.0)	-	-	-	400.0
EIB term loan	-	200.0	-	-	-	200.0
Bonds	2,200.0	100.0	-	-	-	2,300.0
RCF drawdown	300.0	(300.0)	-	-	-	-
Structured debts	246.1	(73.7)	48.8	-	-	221.2
"Change" portion of cross-currency swap	(4.3)	-	-	-	(34.4)	(38.7)
Lease debt	489.6	(91.5)	34.9	0.1	0.8	434.0
TOTAL	3,831.4	(365.2)	83.7	0.1	(33.6)	3,516.5

6 FINANCIAL INFORMATION

Consolidated financial statements as of 30 June 2022

The net cash flow of 100 million euros from the bond loans reflects, firstly, the repayment of (500) million euros in respect of the bond loan maturing during the 2021 Financial Year and, secondly, a new bond issue in the amount of 600 million euros maturing in October 2028. The net cash flow of 200 million euros on the term loan corresponds,

firstly, to the early repayment of the loan maturing in March 2022 amounting to (600.0) million euros and, secondly, to the implementation of another term loan in the amount of 400.0 million euros maturing in June 2026.

The changes in the debt position between 30 June 2021 and 30 June 2022 are presented below:

(in millions of euros)	30 June 2021	Cash flow	Non-cash flow	Currency effects	Fair value change and others	30 June 2022
Term loan	400.0	-	-	-	-	400.0
EIB term loan	200.0	-	-	-	-	200.0
Bonds	2,300.0	-	-	-	-	2,300.0
Structured debts	221.2	(88.2)	-	-	-	133.0
"Change" portion of cross-currency swap	(38.7)	-	-	-	80.0	41.3
Lease debt	434.0	(14.1)	0.1	0.7	(0.1)	420.6
TOTAL	3,516.5	(102.3)	0.1	0.7	79.9	3,494.9

7.4.5 Derivative financial instruments

Derivative financial instruments are valued by an independent expert before being reconciled with the valuations provided by bank counterparties. The following table presents the contractual or notional amounts together with the fair values of the derivative financial instruments by type of contract.

(in millions of euros)	Notional		Fair value		Change in fair value over the period	Impact on income (excl. coupons)	Impact on equity (excl. coupons)
	30 June 2021	30 June 2022	30 June 2021	30 June 2022			
Synthetic forward transaction with knock-in option (Eutelsat S.A.)	235.5	487.8	(0.4)	(47.4)	(47.0)	(0.9)	(46.1)
Cross currency swap	572.0	646.8	10.3	(58.3)	(68.6)	-	(68.6)
TOTAL FOREX DERIVATIVES	807.5	1,134.6	9.9	(105.7)	(115.6)	(0.9)	(114.7)
Pre-hedging swap	-	-	-	-	-	-	-
TOTAL INTEREST RATE DERIVATIVES	-	-	-	-	-	-	-
TOTAL DERIVATIVE INSTRUMENTS	807.5	1,134.6	9.9	(105.7)	(115.6)	(0.9)	(114.7)

As of 30 June 2022, the cumulative fair value of the derivative financial instruments was negative at 105.7 million euros (see Note 7.4.3 "Financial assets and liabilities").

Coupons on interest rate instruments qualifying as future cash flow hedges are posted directly to income. The change recognised in

equity in respect of these instruments corresponds to the change in fair value net of coupons. Coupons on the cross-currency swap and forwards qualifying as a hedge of a net investment in a foreign operation, as well as changes in fair value net of coupons, are booked directly to shareholders' equity.

The fair value and maturities of derivatives qualifying as hedges are as follows:

(in millions of euros)	Fair value recognised in equity and to be reclassified to income as of 30 June 2021						
	Total	1 year at most	1 to 2 years	2 to 3 years	3 to 4 years	4 to 5 years	More than 5 years
Foreign exchange risk hedges	9.9	(0.4)	-	-	10.3	-	-
NET TOTAL AT 30 JUNE 2021	9.9	(0.4)	-	-	10.3	-	-

(in millions of euros)	Fair value recognised in equity and to be reclassified to income as of 30 June 2022						
	Total	1 year at most	1 to 2 years	2 to 3 years	3 to 4 years	4 to 5 years	More than 5 years
Foreign exchange risk hedges	(105.7)	(47.4)	-	(58.3)	-	-	-
NET TOTAL AT 30 JUNE 2022	(105.7)	(47.4)	-	(58.3)	-	-	-

7.4.6 Risk management

The Group is exposed to market risks, principally in terms of currency and interest rates. To address this, the Group uses several financial derivatives. The Group does not engage in financial transactions whose associated risk cannot be quantified at maturity, *i.e.* the Group never sells assets it does not hold, or about which it is uncertain whether it will subsequently hold them. The objective is to limit, where appropriate, the fluctuation of revenues and cash flows due to variations in interest rates and foreign-exchange rates.

Foreign exchange risk

Through the sale of its satellite capacity, the Group is a net receiver of currencies, mainly the U.S. dollar. Consequently, the Group is primarily exposed to the U.S. dollar/euro foreign exchange risk.

In order to hedge foreign exchange risks, the Group may be compelled to use forward sales or synthetic forward transactions with knock-in option of U.S. dollars against the euro, which can be exercised or not depending on the exchange rate at their expiry date. However, the Group cannot guarantee that it will be able to systematically hedge all of its U.S. dollar-denominated contracts. Additionally, to hedge the translation risk, the Group may also create liabilities denominated in the currency of the cash flows generated by these assets. The hedging instruments used by the Group may include currency derivatives (cross-currency swaps) documented as net foreign investment hedges. The Group has thus developed a euro-US dollar currency swap for a notional amount of 680 million U.S. dollars to hedge its net investment in the subsidiaries based in Mexico, Singapore and Dubai.

Given its exposure to foreign currency risk, the Group estimates that a 10% increase in the euro/US dollar exchange rate (excluding foreign exchange derivatives) would generate a 43.8 million euros decline in the Group's revenue and a 4.9 million euros decline in operating expenses. It would also result in a 162 million euros negative variation in the Group's translation reserve and a 62 million euros increase in

the foreign exchange portion of the cross-currency swap recorded under financial liabilities.

Interest rate risk

The Group manages its exposure to interest rate fluctuations by maintaining a portion of its debt at fixed rates (Eutelsat S.A. bonds) and, where necessary, by applying a hedging or pre-hedging policy.

Considering the full range of financial instruments available to the Group as of 30 June 2022, an increase of ten basis points (+0.1%) over the EURIBOR interest rate would have a non-material impact on the interest expense with the revaluation of the financial instruments having an impact on the income statement.

Financial counterparty risk

Financial counterparty risk includes issuer risk, execution risk in connection with derivatives or monetary instruments, and credit risk related to liquidity and forward investments. The Group minimises its exposure to issuer, execution and credit risk by acquiring financial products from first-rate financial institutions and banks. Exposure to these risks is closely monitored.

The Group does not foresee any losses resulting from a failure by its counterparties to respect their commitments under the agreements it has concluded.

As of 30 June 2022, the counterparty risk associated with these operations is not deemed to be significant.

Liquidity risk

The Group manages liquidity risk by taking into account the maturity of financial investments, financial assets and estimated future cash flows from the operating activities.

The Group's objective is to maintain a balance between the continuity of its funding needs and their flexibility through the use of overdraft facilities, term loans, revolving lines of credit from banks, bond loans and satellite lease agreements.

The Group's debt maturity profile is shown below:

As of 30 June 2021 (in millions of euros)	Balance-sheet value	Total contractual cash flows	Timelines as of 30 June 2021					More than 5 years
			June 2022	June 2023	June 2024	June 2025	June 2026	
Term loan	(399.9)	(422.0)	(4.4)	(4.4)	(4.4)	(4.4)	(404.4)	-
ElB term loan	(199.8)	(207.4)	(1.0)	(1.0)	(1.0)	(1.0)	(1.0)	(202.4)
Bonds	(2,286.8)	(2,555.9)	(47.9)	(338.5)	(38.5)	(38.5)	(838.5)	(1,254.0)
Structured debt	(218.1)	(227.3)	(9.9)	(76.3)	(88.1)	(53.0)	-	-
Lease debt	(434.0)	(434.0)	(0.3)	(22.2)	(46.5)	(50.4)	(51.8)	(262.8)
Qualified derivatives ⁽¹⁾	(28.8)	(28.8)	(0.4)	-	-	(28.4)	-	-
TOTAL FINANCIAL DEBT	(3,567.4)	(3,875.4)	(63.9)	(442.4)	(178.5)	(175.7)	(1,295.7)	(1,719.2)
Other financial liabilities	(181.3)	(181.3)	(120.7)	(60.6)	-	-	-	-
TOTAL FINANCIAL LIABILITIES	(3,748.7)	(4,056.7)	(184.6)	(503.0)	(178.5)	(175.7)	(1,295.7)	(1,719.2)
Qualified derivatives ⁽¹⁾	38.7	38.7	-	-	-	38.7	-	-
Financial assets	59.5	59.5	26.7	32.8	-	-	-	-
Cash	529.0	529.0	529.0	-	-	-	-	-
Cash equivalents	332.1	332.1	332.1	-	-	-	-	-
TOTAL FINANCIAL ASSETS	959.3	959.3	887.8	32.8	-	38.7	-	-
NET POSITION	(2,789.4)	(3,097.4)	(703.2)	(470.2)	(178.5)	(137.0)	(1,295.7)	(1,719.2)

(1) The amounts broken down under derivative instruments are recognised at fair value (not as contractual cash flows).

6 FINANCIAL INFORMATION

Consolidated financial statements as of 30 June 2022

As of 30 June 2022 (in millions of euros)	Balance-sheet value	Total contractual cash flows	Timelines as of 30 June 2022					
			June 2023	June 2024	June 2025	June 2026	June 2027	More than 5 years
Term loan	(398.2)	(426.4)	(4.4)	(4.4)	(4.4)	(4.4)	(4.4)	(404.4)
ElB term loan	(199.8)	(207.3)	(1.0)	(1.0)	(1.0)	(1.0)	(1.0)	(202.4)
Bonds	(2,289.6)	(2,517.4)	(347.9)	(38.5)	(38.5)	(838.5)	(22.5)	(1,231.5)
Structured debt	(130.5)	(134.5)	(81.0)	(53.5)	-	-	-	-
Lease debt	(420.6)	(420.6)	(54.8)	(51.0)	(52.2)	(54.7)	(55.9)	(152.1)
Qualified derivatives ⁽¹⁾	(105.7)	(105.7)	(47.4)	-	(58.3)	-	-	-
TOTAL FINANCIAL DEBT	(3,544.4)	(3,811.9)	(536.5)	(148.4)	(154.4)	(898.6)	(83.8)	(1,990.4)
Other financial liabilities	(291.4)	(291.4)	(255.0)	(36.4)	-	-	-	-
TOTAL FINANCIAL LIABILITIES	(3,835.8)	(4,103.3)	(791.5)	(184.8)	(154.4)	(898.6)	(83.8)	(1,990.4)
Qualified derivatives ⁽¹⁾	-	-	-	-	-	-	-	-
Financial assets	108.0	108.0	65.1	42.9	-	-	-	-
Cash	596.9	596.9	596.9	-	-	-	-	-
Cash equivalents	83.6	83.6	83.6	-	-	-	-	-
TOTAL FINANCIAL ASSETS	788.5	788.5	745.6	42.9	-	-	-	-
NET POSITION	(3,047.3)	(3,314.8)	(45.9)	(141.9)	(154.4)	(898.6)	(83.8)	(1,990.4)

(1) The amounts broken down under derivative instruments are recognised at fair value (and not as contractual cash flows).

7.5 Fair value of financial instruments

Fair value is defined as the amount for which an asset could be exchanged, or a liability settled, between knowledgeable, willing parties in an arm's length transaction.

7.5.1 Fair value of financial assets

The following tables break down each asset comprising financial instruments and show its fair value, whether or not the instrument is recorded on the balance sheet at fair value:

(in millions of euros)	Net carrying amount as of 30 June 2021				
	Total	Amortised cost	Fair value through other items of income	Fair value through the income	Fair value as of 30 June 2021
NON-CURRENT ASSETS					
Long-term loans and advances	32.8	18.1	-	14.7	32.8
Non-current assets on customer contracts	30.4	30.4	-	-	30.4
CURRENT ASSETS					
Accounts receivable	244.5	244.5	-	-	244.5
Current assets on customer contracts	9.8	9.8	-	-	9.8
Other receivables	42.8	42.8	-	-	42.8
DERIVATIVE FINANCIAL INSTRUMENTS⁽¹⁾					
Qualified as hedges	39.0	-	39.0	-	39.0
CASH AND CASH EQUIVALENTS					
Cash	529.0	529.0	-	529.0	529.0
Cash equivalent ⁽²⁾	332.1	332.1	-	332.1	332.1

(1) Fair value hierarchy: level 2 (observable inputs other than quoted prices in active markets).

(2) Fair value hierarchy: level 1 (reflecting quoted prices).

(in millions of euros)	Net carrying amount as of 30 June 2022				
	Total	Amortised cost	Fair value through other items of income	Fair value through the income	Fair value as of 30 June 2022
NON-CURRENT ASSETS					
Long-term loans and advances	43.0	25.3	-	17.7	43.0
Non-current assets on customer contracts	34.0	34.0	-	-	34.0
CURRENT ASSETS					
Accounts receivable	246.9	246.9	-	-	246.9
Current assets on customer contracts	18.8	18.8	-	-	18.8
Other receivables	32.6	32.6	-	-	32.6
DERIVATIVE FINANCIAL INSTRUMENTS⁽¹⁾					
Qualified as hedges	-	-	-	-	-
CASH AND CASH EQUIVALENTS					
Cash	529.0	-	-	529.0	529.0
Cash equivalent ⁽²⁾	332.1	-	-	332.1	332.1

(1) Fair value hierarchy: level 2 (observable inputs other than quoted prices in active markets).

(2) Fair value hierarchy: level 1 (reflecting quoted prices).

Except for the derivative financial instruments and the non-consolidated shares, the carrying amount of the financial assets represents a reasonable approximation of their fair value.

7.5.2 Fair value of financial liabilities

The following tables break down each liability comprising financial instruments and show its fair value, whether or not the instrument is recorded on the balance sheet at fair value:

(in millions of euros)	Net carrying amount as of 30 June 2021				
	Total	Instruments measured at amortised cost	Derivative instruments qualified as hedges	Instruments measured at fair value through the income statement	Fair value as of 30 June 2021
FINANCIAL DEBT					
Floating rate loans	618.0	618.0	-	-	618.0
Bond loans ⁽¹⁾	2,286.8	2,286.8	-	-	2,453.4
Fixed rate loans	199.8	199.8	-	-	199.8
Bank overdrafts	-	-	-	-	-
OTHER FINANCIAL LIABILITIES					
Non-current	472.1	472.1	-	-	472.1
Current	146.0	146.0	-	-	146.0
DERIVATIVE FINANCIAL INSTRUMENTS⁽²⁾					
Qualified as hedges	29.1	-	29.1	-	29.1
Accounts payable	84.9	84.9	-	-	84.9
Fixed assets payable	213.7	213.7	-	-	213.7

(1) Fair value hierarchy: level 1 (reflecting quoted prices).

(2) Fair value hierarchy: level 2 (observable inputs other than quoted prices in active markets).

	Net carrying amount as of 30 June 2022				
(in millions of euros)	Total	Instruments measured at amortised cost	Derivative instruments qualified as hedges	Instruments measured at fair value through the income statement	Fair value as of 30 June 2022
FINANCIAL DEBT					
Floating rate loans	530.5	530.5			530.5
Bond loans ⁽¹⁾	2,289.6	2,289.6	-	-	2,156.5
Fixed rate loans	199.8	199.8			199.8
Bank overdrafts	-	-	-	-	-
OTHER FINANCIAL LIABILITIES					
Non-current	402.3	402.3	-	-	402.3
Current	314.8	314.8	-	-	314.8
DERIVATIVE FINANCIAL INSTRUMENTS⁽²⁾					
Qualified as hedges	105.7	-	105.7	-	105.7
Accounts payable	78.3	78.3	-	-	78.3
Fixed assets payable	297.5	297.5	-	-	297.5

(1) Fair value hierarchy: level 1 (reflecting quoted prices).

(2) Fair value hierarchy: level 2 (observable inputs other than quoted prices in active markets).

Except for the bonds and derivative financial instruments, the carrying amount of the financial liabilities represents a reasonable approximation of their fair value.

The fair values of the Level 1 bonds (quoted market price) are as follows:

(in millions of euros)	30 June 2021	30 June 2022
Bond 2022	312.1	302.3
Bond 2025	856.9	776.3
Bond 2027	657.1	561.2
Bond 2028	627.3	516.7
TOTAL	2,453.4	2,156.5

7.6 Shareholders' equity

Accounting principles

Costs for capital increases

External costs directly related to increases in capital and reduction of capital are allocated to additional paid-in capital, net of taxes when an income tax saving is generated.

Treasury stock

Treasury stock is recognised by reducing shareholders' equity on the basis of the acquisition cost. When the shares are sold, any gains and losses are recognised directly in consolidated reserves net of tax and are not included under income for the year.

7.6.1 Share capital

As of 30 June 2022, the share capital of Eutelsat Communications S.A. comprised 230,544,995 ordinary shares with a nominal value of 1 euro per share.

As of this same date, the Group holds 222,950 equity shares in the amount of 2.4 million euros acquired under a liquidity contract (353,359 equity shares in the amount of 3.6 million euros as of 30 June 2021). The aggregate amount of treasury stock is deducted from shareholders' equity.

7.6.2 Dividends

On 4 November 2021, the Ordinary and Extraordinary General Meeting of Shareholders decided to distribute a gross amount of 0.93 euros per share, i.e. a total of 214.4 million euros, taken in full from the income for the Financial Year ended 30 June 2021.

The amount of the distribution proposed to the General Meeting of Shareholders of 10 November 2022 in respect of the Financial Year ended 30 June 2022 is 214.4 million euros, i.e. 0.93 euros per share.

7.6.3 Change in the revaluation surplus for derivative instruments

The changes in the revaluation surplus for derivative instruments qualified as hedging instruments (tax effect included) during the financial year break down as follows:

<i>(in millions of euros)</i>	Total
Balance as of 30 June 2021	(35.8)
Changes in fair value within equity that can be reclassified to income	(32.7)
BALANCE AS OF 30 JUNE 2022	(68.5)

The revaluation reserve for the derivative instruments includes (6.6) million euros of unwinding of forwards booked as a net foreign investment hedge.

7.6.4 Translation reserves

The translation reserve (tax effect included) has changed as follows over the year:

<i>(in millions of euros)</i>	Total
Balance as of 30 June 2021	102.6
Net change over the period	138.3
BALANCE AS OF 30 JUNE 2022	240.9

The main currency generating translation differences is the U.S. dollar.

As of 30 June 2022, the translation reserve includes (58.3) million euros in respect of the cross currency swap used to hedge the currency exposure of net investments in foreign operations and (112.2) million euros relating to the expired cross currency swap.

7.7 Provisions

Accounting principles

A provision is made when, at the balance sheet date, (i) the Group has a present legal or constructive obligation as a result of a past event, (ii) it is probable that an outflow of resources will be required to settle the obligation, and (iii) a reliable estimate of the amount involved can be made. The amount recognised as a provision represents the best estimate of the expenditure required to settle the present obligation at the closing date.

If the effect of the time value of money is material, the amount of the provision will be equal to the discounted value of anticipated expenditure needed to settle the obligation. Increases in provisions recorded to reflect the passage of time and the effect of discounting are recognised as financial expenses in the income statement.

The changes in provisions between 30 June 2021 and 30 June 2022 are as follows:

<i>(in millions of euros)</i>	30 June 2021	Allowance	Reversal		Reclassified	Change in scope	Recognised in equity	Currency variation	30 June 2022
			Utilised	Unused					
Financial guarantee granted to a pension fund	59.8	0.9	(4.3)	-	-	-	(55.4)	-	1.1
Retirement benefits	14.6	1.3	(0.2)	-	(3.1)	-	(1.4)	-	11.2
Other post-employment benefits ⁽¹⁾	5.4	0.2	(0.1)	(0.2)	-	-	-	-	5.3
TOTAL POST-EMPLOYMENT BENEFITS	80.0	2.4	(4.6)	(0.2)	(3.1)	-	(56.8)	-	17.6
Commercial, employee-related and tax litigation	15.6	0.9	(3.3)	(6.8)	(0.1)	-	-	0.7	7.1
Others	-	-	-	-	-	-	-	-	-
TOTAL PROVISIONS	95.6	3.4	(7.9)	(7.0)	(3.2)	-	(56.8)	0.7	24.7
<i>Of which non-current portion</i>	83.0								17.6
<i>Of which current portion</i>	12.6								7.1

(1) The other post-employment benefits mainly relate to end-of-contract indemnity payments in various subsidiaries.

6 FINANCIAL INFORMATION

Consolidated financial statements as of 30 June 2022

7.7.1 Financial guarantee granted to a pension fund

Eutelsat S.A. gave a financial guarantee to the pension fund administering the pension scheme established by the Inter-Governmental Organisation (IGO) when the latter transferred its operations to Eutelsat S.A. in 2001. This defined-benefit pension scheme was closed, and the vested pension rights were frozen prior to the transfer. The financial guarantee provided by Eutelsat S.A. is valued and recorded in the same manner as a defined-benefit pension commitment, although the Group did not directly take over the statutory commitments contracted with the IGO. This guarantee can be called under certain conditions to compensate for future under-funding of the plan, with no quantitative threshold triggering the call on this guarantee.

In 2017, the financial guarantee was called for the sum of 35.9 million euros based on the projected deficits of the scheme, and an agreement was reached with the pension fund for nine payments of 4 million euros spread out from 30 June 2017 to 30 June 2025.

In 2021, a new agreement replacing the previous version was entered into with the pension fund, increasing the total payment due to the fund to 38 million euros as of 30 June 2022, with a schedule through to 30 June 2029.

These payments may be adjusted according to possible changes in the future financial position which will be assessed on an annual basis.

The changes in the plan's obligations and assets between 30 June 2021 and 30 June 2022 are as follows:

<i>(in millions of euros)</i>	30 June 2021	30 June 2022
Present value of the obligations at beginning of period	207.5	199.1
Service cost for the period	-	-
Financial cost	3.1	3.0
Actuarial differences related to financial assumptions: (gains)/losses	(4.6)	(48.2)
Benefits paid	(6.9)	(7.9)
PRESENT VALUE OF THE OBLIGATIONS AT END OF PERIOD	199.1	146.0

<i>(in millions of euros)</i>	30 June 2021	30 June 2022
Fair value of plan assets at beginning of period	123.9	139.3
Expected return on plan assets	1.8	2.0
Actuarial differences related to financial assumptions: gains/(losses)	16.4	7.2
Contributions paid	4.1	4.3
Benefits paid	(6.9)	(7.9)
FAIR VALUE OF PLAN ASSETS AT END OF PERIOD	139.3	145.0

The weighted average period of the obligation is 14.3 years.

The amounts included in the fair value of the plan assets do not include any financial instruments issued by Eutelsat S.A. or any

property or movable assets owned or used by Eutelsat S.A. The actual return on the plan's assets amounts to 18.2 million euros and 9.2 million euros as of 30 June 2021 and 30 June 2022 respectively.

The actuarial valuations were realised based on the following assumptions:

	30 June 2021	30 June 2022
Discount rate	1.50%	3.35%
Rate for pension increases	1.75%	2.00%

A 25-basis point decrease in discount rates would result in a 5.2 million euros increase to the provision.

The changes in provisions over the two financial years were as follows:

<i>(in millions of euros)</i>	30 June 2021	30 June 2022
Provision at beginning of period	83.7	59.8
Net expense on income statement	1.2	0.9
Actuarial (gains)/losses	(21.0)	(55.4)
Contributions paid	(4.1)	(4.3)
PROVISION AT END OF PERIOD	59.8	1.1

7.7.2 Retirement and related benefits

Accounting principles

The Group's retirement schemes consist of defined-contribution plans and defined-benefit plans.

Expenses for defined-benefit pension schemes are recognised as "Staff costs" based on the contributions made or outstanding for the financial year for which services are delivered by recipients of the scheme.

The defined-benefit plans are plans for which the Group has contractually agreed to provide a specific amount or level of benefits. These benefits are assessed using the Projected Unit Credit actuarial method, which involves forecasting the amounts of the expected future payments on the basis of demographic (staff turnover, mortality and age at retirement) and financial assumptions (salary growth and discounting). The pension cost for the period consisting of the service cost is posted to "Staff costs" and the discounting effects are recognised in the financial result. The actuarial differences arising from changes in actuarial assumptions or experience differences are recognised as "Other items of comprehensive income".

Defined-benefit pension schemes

The Group's defined-benefit pension scheme commitments mainly include the retirement benefits plan for Eutelsat S.A. staff.

As of 30 June 2021 and 30 June 2022, the position was as follows:

<i>(in millions of euros)</i>	30 June 2021	30 June 2022
Present value of the obligations at beginning of period	14.6	14.6
Service cost for the period	1.0	1.1
Financial cost	0.2	0.2
Actuarial differences	0.9	(1.4)
Termination indemnities paid	(2.0)	(0.2)
Others	-	(3.1)
PRESENT VALUE OF THE OBLIGATIONS AT END OF PERIOD	14.6	11.2

The weighted average period of the obligation is 11.4 years.

The actuarial valuations were realised based on the following assumptions:

	30 June 2021	30 June 2022
Discount rate	1.25%	3.25%
Rate for salary growth	0% for 2 years then 2%	0% for 1 year then 2.0%

The discount rate used in the actuarial valuation is determined based on high-grade corporate bonds (AA and AAA) with maturities consistent with those of the relevant scheme.

Defined-contribution pension schemes

Employer contributions made under the mandatory pension scheme in France during the financial year amounted to a respective 6.3 million euros and 6.3 million euros as of 30 June 2021 and 30 June 2022.

The Group also has a supplementary defined-contribution funded plan for its employees (excluding Directors and Corporate Officers who are employees), which is financed by employee and employer contributions representing 6% of gross annual salary, limited to eight times the French Social Security threshold. The employer contributions paid under these schemes amounted to a respective 2.0 million euros and 2.0 million euros as of 30 June 2021 and 30 June 2022.

7.7.3 Litigation and contingent liabilities

Accounting principles

In the course of its business activities, the Group is involved in legal actions and commercial disputes. The Group exercises its judgement to assess the risks incurred on a case-by-case basis, and a provision is recorded to cover an expected outflow of resources. In cases viewed as unsubstantiated or insufficiently argued, no provision is recognised.

7.8 Tax assets and liabilities

7.8.1 Deferred tax assets and liabilities

Accounting principles

Deferred taxes are the result of temporary differences arising between the tax base of an asset or liability and its book value. Deferred taxes are recognised for each fiscal entity in respect of all temporary differences, with some exceptions, using the balance sheet liability method.

Accordingly, deferred tax liabilities are recognised for all taxable temporary differences except:

- ▶ where the deferred tax liability arises from goodwill for which amortisation is not deductible for tax purposes, or from the initial recognition of an asset or liability other than in a business combination which, at the time of the transaction, does not affect the accounting or the taxable profit, or the tax loss; and
- ▶ when the deferred tax liability arises from investments in subsidiaries, and the Group is able to control the reversal of the difference and it is probable that the temporary difference will not be reversed in the foreseeable future.

Deferred tax assets are recognised for all deductible temporary differences, unused tax losses and unused tax credits to the extent that it is probable that taxable income will be available against which the deductible temporary differences can be charged. However, a deferred tax asset is not recognised if it arises from a deductible temporary difference generated by the initial recognition of an asset or liability other than in a business combination which, at the time of the transaction, does not affect the accounting or the taxable profit, or the tax loss.

Deferred tax assets and liabilities are measured at the tax rates that are expected to apply to the period when the asset is realised or the liability is settled, based on tax rates (and tax laws) that have been enacted or substantively enacted at balance sheet date.

The carrying amount of deferred tax assets is reviewed on each balance sheet date and reduced to the extent that it is not probable that sufficient taxable profit will be available to allow the benefit of all or part of these deferred tax assets to be utilised.

Deferred taxes are not discounted and are recorded as non-current assets and liabilities.

The changes in the breakdown of the deferred tax balances between 30 June 2021 and 30 June 2022 were as follows:

<i>(in millions of euros)</i>	30 June 2021	Foreign exchange impact and reclassification	Net income for the period	Recognised in equity	30 June 2022
DEFERRED TAX ASSETS					
Derivative instruments	46.3	(2.7)	(8.9)	28.6	63.3
Loss carry-forwards	15.4	0.4	(11.3)	-	4.4
Bad-debt provisions	22.3	0.1	3.7	-	26.1
Financial guarantee granted to the pension fund	5.6	-	0.3	(14.3)	(8.4)
Provisions for risks and expenses	6.0	0.1	(1.3)	-	4.8
Tangible and intangible assets	28.5	1.0	(12.6)	-	16.8
Others	10.1	2.3	5.8	-	18.2
TOTAL DEFERRED TAX ASSETS	134.2	1.2	(24.3)	14.3	125.3
DEFERRED TAX LIABILITIES					
Derivative financial instruments	(5.8)	2.7	(0.6)	0.1	(3.7)
Intangible assets	(55.9)	-	12.0	-	(43.9)
Tangible assets	(224.3)	(8.5)	11.4	-	(221.4)
Others	(38.4)	(4.9)	3.6	-	(39.7)
TOTAL DEFERRED TAX LIABILITIES	(324.4)	(10.7)	26.4	0.1	(308.7)
NET ASSET/(LIABILITY) POSITION	(190.3)	(9.5)	2.0	14.3	(183.4)
REFLECTED AS FOLLOWS IN THE FINANCIAL STATEMENTS:					
Deferred tax assets	7.6				1.4
Deferred tax liabilities	(197.9)				(184.8)
TOTAL	(190.3)				(183.4)

The deferred tax asset or liability corresponds to the aggregate of the consolidated entities' net positions.

Deferred tax liabilities relate mainly to the taxable temporary differences generated by:

- ▶ the accounting treatment at fair value of customer contracts and relationships and other intangible assets in the context of the acquisitions of Eutelsat S.A. and Satmex.
- ▶ the accelerated depreciation of satellites for tax purposes.

FINANCIAL INFORMATION

Consolidated financial statements as of 30 June 2022

The timeline for recovery of deferred tax assets on carry-forward losses is presented in the table below:

(in millions of euros)	Amount	Maturity within 1 year	Maturity between 1 and 5 years	Maturity exceeding 5 years	Undefined
Timelines of activated tax loss carry-forwards	14.9	10.5	-	0.2	4.3
TOTAL	14.9	10.5	-	0.2	4.3

Furthermore, the Group has a stock of unrecognised tax loss carry-forwards amounting to 146.3 million euros as of 30 June 2022 (131.6 million euros as of 30 June 2021) with the following maturity dates:

(in millions of euros)	Amount	Maturity within 1 year	Maturity between 1 and 5 years	Maturity exceeding 5 years	Undefined
Maturities of unrecognised tax loss carry-forwards	146.6	-	1.0	1.2	144.4
TOTAL	146.6	-	1.0	1.2	144.4

7.8.2 Tax audit procedure

Eutelsat S.A., a company belonging to the tax consolidation group of which Eutelsat Communications S.A. is the integral parent company, underwent a tax audit in respect of the financial years ended 30 June 2012, 2013 and 2014. In December 2016, the Company received a tax adjustment notification in respect of the financial periods ended 30 June 2013 and 30 June 2014. As a result of the pre-litigation appeals and subsequent discussions, the amounts claimed by the tax authorities were significantly reduced. There is still disagreement regarding some tax adjustments, for which Eutelsat believes that it can make a strong defensive case.

The Company has also been the subject of a tax audit in respect of the financial years ended 30 June 2015, 30 June 2016 and 30 June 2017. In December 2018 then in December 2019, it

received proposed upwards tax adjustment notifications relating to these two financial years. The Company has responded to these proposed increases and has contested virtually all the grounds for the adjustments. At the end of May 2022, the tax audit department responded to the Company's comments, indicating that it was maintaining most of the initial adjustments. The Company is contesting this position and has initiated all the pre-trial appeals to this end.

A tax audit of the Company is also under way in respect of the financial years ended 30 June 2018, 2019 and 2020. The Company has received a Notice of Deficiency, which extends the statute of limitations relating to the financial year ended 30 June 2018, which it has contested in its entirety. The audit operations are ongoing with regard to the 2019 and 2020 financial years.

NOTE 8 Related-party transactions

Related parties consist of:

- ▶ direct and indirect shareholders, and their subsidiaries, who have exclusive control or significant influence, which is presumed where more than 20% of the shares are held or where the investor is a member of the Board of Directors of an entity of the Group;

- ▶ minority shareholders of entities which the Group consolidates under the full consolidation method; and
- ▶ key management personnel.

8.1 Key management personnel

The Group considers that, in the context of Eutelsat's governance, the notion of "Key management personnel" includes the members of the Executive Committee chaired by the Chief Executive Officer, and the members of the Board of Directors.

The compensation allocated to the members of the Executive Committee breaks down as follows:

(in millions of euros)	30 June 2021	30 June 2022
Compensation ⁽¹⁾	7.7	11.0
TOTAL SHORT-TERM BENEFITS	7.7	11.0
Post-employment benefits ⁽²⁾	0.06	0.06
Share-based payments ⁽³⁾	0.4	0.7
TOTAL LONG-TERM BENEFITS	0.46	0.76

(1) Including the gross salaries inclusive of the variable portion, bonuses, benefits in kind, incentive payments, profit sharing and social security contributions paid.

(2) Corresponding to the past service costs of defined benefit pension plans.

(3) Corresponding to the expense recorded in the income statement for share-based compensation.

6 FINANCIAL INFORMATION

Consolidated financial statements as of 30 June 2022

In the event of termination of office for the Chief Executive Officer or the Deputy-CEO, a non-compete clause provides for payment of 50% of their fixed compensation over an 18-month period. Under this clause, the Chief Executive Officer and the Deputy-CEO are required to refrain from working directly or indirectly for other satellite operators.

The fees paid to the members of the Board of Directors in respect of the Financial Year ended 30 June 2022 amount to 0.9 million euros (0.8 million euros in respect of the Financial Year ended 30 June 2021).

8.2 Other related parties

The transactions with related parties other than key management personnel are summarised as follows:

<i>(in millions of euros)</i>	30 June 2021	30 June 2022
Revenues	22.0	4.7
Financial result	11.8	12.8
Gross receivables (including unbilled revenues)	10.5	16.4
Debt (including deferred payments)	346.2	315.1

Revenues relate to the provision of services related to satellite monitoring and control.

Debts include the leases for the EXPRESS AT1, EXPRESS AT2, EXPRESS AM6 and EUTELSAT 36C satellites.

NOTE 9 Subsequent events

None.

NOTE 10 Statutory auditors' fees

<i>(in thousands of euros)</i>	EY				Mazars			
	Amount N	%	Amount N-1	%	Amount N	%	Amount N-1	%
STATUTORY AUDIT, CERTIFICATION, REVIEW OF SEPARATE AND CONSOLIDATED FINANCIAL STATEMENTS								
Eutelsat Communications	143	22%	149	28%	143	22%	149	22%
Subsidiaries	417	66%	351	66%	491	76%	482	72%
SUB-TOTAL	560	88%	500	94%	634	98%	631	94%
SERVICES OTHER THAN CERTIFICATION OF THE FINANCIAL STATEMENTS								
Eutelsat Communications	-	0%	30	6%	-	0%	30	5%
Subsidiaries	71	12%	3	0%	10	2%	7	1%
SUB-TOTAL	71	12%	33	6%	10	2%	37	6%
TOTAL	631	100%	533	100%	644	100%	668	100%

Services other than the certification of financial statements correspond essentially to the services linked with financing transactions (comfort letters).

6.3 Annual financial statements as of 30 June 2022

Income statement

<i>(in millions of euros)</i>	Note	30 June 2021	30 June 2022
Revenue		2.7	2.6
Other operating income		0.2	2.2
Total operating income	3.1.	2.9	4.8
Staff costs		(3.0)	(3.4)
Other operating expenses		(9.5)	(12.9)
Total operating expenses	3.2.	(12.5)	(16.3)
OPERATING INCOME		(9.6)	(11.5)
Financial income		1.6	195.7
Financial expenses		(5.9)	(4.5)
FINANCIAL INCOME	3.3.	(4.3)	191.3
CURRENT INCOME BEFORE TAXES		(13.9)	179.7
EXCEPTIONAL INCOME	3.4.	0.3	0.4
Company tax	3.5.	4.3	4.8
INCOME FOR THE YEAR	3.5.2.	(9.4)	185.0

Balance sheet

		30 June 2021	30 June 2022
(in millions of euros)	Note	Net Amounts	Net Amounts
ASSETS			
FINANCIAL ASSETS	4.1.	2,947.7	2,948.4
Equity investments		2,943.4	2,943.4
Other financial assets		4.3	5.0
FIXED ASSETS		93.4	56.3
Other receivables	4.2.	18.2	12.9
Group current accounts	4.2.	69.1	39.9
Marketable securities	4.3.	1.0	1.0
Cash	4.3.	5.1	2.4
Prepaid expenses		0.1	0.1
OTHER ASSETS		0.1	1.8
Debt issuance costs	4.4.	0.1	1.8
TOTAL ASSETS		3,041.1	3,006.4

(in millions of euros)	Note	30 June 2021	30 June 2022
LIABILITIES			
Share capital		230.5	230.5
Issue, merger and acquisition premiums		1,217.5	1,217.5
Other reserves		0.2	0.2
Statutory reserves		23.1	23.1
Retained earnings		1,154.9	931.3
Income for the year		(9.4)	185.0
Tax related provisions		0.5	0.5
EQUITY CAPITAL	4.5.	2,617.4	2,588.1
PROVISIONS		0.1	0.1
Financial debts	4.6.	400.1	400.3
Other liabilities	4.7.	23.7	17.9
FINANCIAL, OPERATING AND OTHER LIABILITIES		423.7	418.2
TOTAL LIABILITIES		3,041.1	3,006.4

Notes to the financial statements

NOTE 1	Company's activity and key events of the financial year	212
1.1	Company's activity	212
1.2	Key events of the financial year	212

NOTE 2	Accounting principles	212
2.1	Basis of presentation of financial information	212
2.2	Significant judgements and estimates	212
2.3	Financial assets	212
2.4	Receivables and payables	212
2.5	Cash and marketable securities	212
2.6	Debt issuance costs	212
2.7	Shareholders' equity	213
2.8	Provisions	213

NOTE 3	Note on the income statement	213
3.1	Revenue	213
3.2	Operating expenses	213
3.3	Financial income	213
3.4	Exceptional income	213
3.5	Company tax	214

NOTE 4	Notes on the balance sheet	214
4.1	Financial assets	214
4.2	Receivables	215
4.3	Cash and marketable securities	215
4.4	Debt issuance costs	215
4.5	Shareholders' equity	215
4.6	Financial debt	215
4.7	Other debts	216

NOTE 5	Other information	216
5.1	Related party transactions	216
5.2	Contingent liabilities	217
5.3	Off-balance sheet commitments	217
5.4	Information about subsidiaries and equity interests	218
5.5	Subsequent events	218

1

2

3

4

5

6

7

A

6 FINANCIAL INFORMATION

Annual financial statements as of 30 June 2022

The information contained in these notes is an integral part of the annual financial statements. It is expressed in millions of euros, unless otherwise stated.

The Company's fiscal year runs for twelve months from 1 July to 30 June.

NOTE 1 Company's activity and key events of the financial year

1.1 Company's activity

Eutelsat Communications S.A. ("the Company" or "Eutelsat") is the parent company of the Eutelsat Communications Group ("the Group"). Its purpose is to hold shares and provide services for its equity interests.

The Company, whose registered office is located at 32, boulevard Gallieni – 92130 Issy-les-Moulineaux, is registered with the Register of Trade and Companies under number 481 043 040.

1.2 Key events of the financial year

None.

NOTE 2 Accounting principles

2.1 Basis of presentation of financial information

The annual financial statements are prepared in accordance with the provisions of Regulation 2018-01 of the French Accounting Standards Authority (ANC) as well as any subsequent opinions and recommendations of the French Accounting Standards Authority. The Company's reporting currency is the euro.

The following conventions have been applied in compliance with the principle of prudence and in accordance with the following basic rules:

- ▶ going concern;
 - ▶ separation of financial periods;
 - ▶ consistent accounting methods from one financial year to the next,
- and in accordance with the general guidelines for preparing and presenting the annual financial statements.

The basic method used for evaluating the items recorded in the accounts is the historical cost method.

No changes were made to the accounting methods during the financial period.

2.2 Significant judgements and estimates

The preparation of annual financial statements requires the use of judgements and estimates likely to affect some of the items in the income statement, the balance sheet and the accompanying notes. The Management constantly updates these estimates and assessments by using past experience and other relevant factors related to the economic environment. The outcome of the transactions underlying these estimates and assumptions could result in significant adjustments to the amounts that are recognised in a subsequent financial period because of the uncertainty that surrounds them.

In preparing the financial statements as of 30 June 2022, the Management made judgements, particularly with regard to the value of equity investments and share-based compensation.

2.3 Financial assets

Financial assets consist of equity securities and other financial assets including treasury shares acquired under a liquidity contract.

Equity investments are recorded in the balance sheet at their acquisition value, including acquisition costs. They are subject to impairment when the acquisition value is greater than the value in use, assessed on the basis of various criteria such as the market value, expected growth and profitability and shareholders' equity.

Other financial assets are recorded in the balance sheet at their acquisition value excluding acquisition costs. They are subject to impairment when their acquisition cost is greater than their net asset value.

2.4 Receivables and payables

Receivables and payables are evaluated at their face value.

2.5 Cash and marketable securities

This item consists of treasury shares acquired under share buyback programmes, mutual fund investments, cash at bank and deposit warrants with original maturities of three months or less.

Treasury shares repurchased not allocated to share plans are impaired when the share price is lower than the purchase price.

Treasury shares repurchased for the purpose of serving share incentive plans are recorded at their initial cost until they are delivered to their recipients or reclassified if not attributed. They are not subject to any impairment.

2.6 Debt issuance costs

Debt issuance costs are amortised over the duration of the loan.

2.7 Shareholders' equity

External costs directly related to capital increases or reductions are charged against the issue and acquisition premium, net of tax when tax savings are generated.

2.8 Provisions

A provision is recorded when there is a company obligation towards an unrelated party that is probable or certain to lead to an outflow of resources to the benefit of such party, with nothing at least equivalent expected of the unrelated party in return and for which the term or the amount is not precisely determined.

NOTE 3 Note on the income statement

3.1 Revenue

The Company's revenue includes the re-invoicing of services provided, for its holdings, particularly with regard to strategy development, implementation of the industrial and commercial policy, and financial and corporate communications.

Revenue, which is generated exclusively in France, amounted to 2.61 million euros as of 30 June 2022 and 2.73 million euros as of 30 June 2021.

3.2 Operating expenses

Operating expenses break down as follows:

<i>(in millions of euros)</i>	30 June 2021	30 June 2022
Staff costs	(3.0)	(3.4)
Other purchases and external expenses	(7.6)	(11.3)
Other operating expenses	(1.9)	(1.6)
TOTAL	(12.5)	(16.3)

3.2.1 Staff costs

The Company has no employees.

Staff costs correspond to compensation for Board Members, including share-based compensation, and amounted to 3.4 million euros (3 million euros as of 30 June 2021).

Compensation and benefits granted to members of administrative and management bodies are presented in Note 5.1. "Executive management compensation".

euros as of 30 June 2021), fees for 4.9 million euros (1.9 million euros as of 30 June 2021) and commissions and bank fees for 1.7 million euros (0.7 million euros as of 30 June 2021).

3.2.3 Other operating expenses

Other operating expenses consist mainly of attendance fees for 0.9 million euros (0.8 million euros as of 30 June 2021), taxes and duties for 0.2 million euros (0.3 million euros as of 30 June 2021) and amortised loan costs for 0.4 million euros (0.8 million euros as of 30 June 2021).

3.2.2 Other purchases and external expenses

Other purchases and external expenses consist mainly of sub-contracting and consultancy costs for 2.9 million euros (3.3 million

3.3 Financial income

Financial income breaks down as follows:

<i>(in millions of euros)</i>	30 June 2021	30 June 2022
Income from holdings	0.0	195.3
Interest expenses	(5.9)	(4.5)
Other	1.6	0.4
TOTAL	(4.3)	191.3

The income from holdings comes exclusively from the dividends received from subsidiary Eutelsat S.A.

Interest expenses correspond to interest on the loan set up in 2015.

3.4 Exceptional income

The exceptional result represents income of 0.4 million euros (income of 0.29 million euros as of 30 June 2021). It consists mainly of treasury share buyback surpluses and losses related to the liquidity contract.

6 FINANCIAL INFORMATION

Annual financial statements as of 30 June 2022

3.5 Company tax

3.5.1 Tax consolidation

The scope of the tax consolidation group includes the entities Eutelsat S.A., Eutelsat Konnect Services, Fransat S.A. and Konnect Africa France.

The tax consolidation agreement provides that the subsidiaries bear a tax burden equal to the amount that they would have borne in the absence of the Group regime. Additional tax charges or savings

resulting from the Group regime are borne by or granted to the Group's parent company in full.

As of 30 June 2022, the income tax expense payable by the tax consolidation group amounts to 30.9 million euros (47.3 million euros as of 30 June 2021), while the amount due by the sub-subsidiaries under the tax consolidation agreement amounts to 35.6 million euros (51.9 million euros as of 30 June 2021), releasing a profit of 4.7 million euros (4.7 million euros as of 30 June 2021).

Eutelsat Communications' losses prior to tax consolidation amount to 43.3 million euros.

3.5.2 Common law provisions

As of 30 June 2022, the Company's tax liability breaks down between current income and exceptional income as follows:

(in millions of euros)	Income before tax	Tax due	Net income
Current	179.7	(4.8)	184.6
Exceptional	0.4		0.4
TOTAL	180.2		185.0

The Company's tax is calculated on the basis of the corporate income tax rate estimated at 28.41%, in accordance with the provisions of the French general tax law.

3.5.3 Increases and reductions in future tax liability

(in millions of euros)	30 June 2021	30 June 2022
Reductions in future tax liability:		
Losses carried forward	11.2	11.2
TOTAL	11.2	11.2

NOTE 4 Notes on the balance sheet

4.1 Financial assets

The changes to financial assets over the financial year are as follows:

(in millions of euros)	30 June 2021	Acquisition/ subscription	Assignment/ reduction	30 June 2022
Equity investments (including merger losses)	2,943.4			2,943.4
Other financial assets	4.5	84.6	(84.2)	5.0
TOTAL OF THE GROSS VALUES	2,947.9	84.6	(84.2)	2,948.4
Provision for depreciation	(0.1)	0.0	0.1	0.0
TOTAL NET VALUES	2,947.7	84.7	(84.1)	2,948.4

Equity investments consist of:

- shares in Eutelsat S.A. numbering 976,475,432 for an amount of 2,558.5 million euros as of 30 June 2022 and numbering 976,475,432 for an amount of 2,558.5 million euros as of 30 June 2021;
- a merger loss allocated to Eutelsat S.A. shares for an amount of 384.9 million euros.

The value in use of the Eutelsat S.A. shares was determined on the basis of a valuation of the Eutelsat Group based on future cash flows. These cash flows were updated as of 30 June 2022 to incorporate recent available information. The value in use as determined is greater

than the net carrying amount of 2,943.4 million euros. Consequently, no impairment loss has been recognised as of 30 June 2022.

Other financial assets consist of items relating to the liquidity contract, including:

- treasury shares for an amount of 2.4 million euros corresponding to 222,950 shares as of 30 June 2022 and for an amount of 3.5 million euros corresponding to 348,369 shares as of 30 June 2021;
- SICAV money market funds for an amount of 2.5 million euros as of 30 June 2022 and for an amount of 1 million euros as of 30 June 2021.

4.2 Receivables

Receivables amount to 52.7 million euros (87.1 million euros as of 30 June 2021). They mainly consist of loans granted by the Company to its subsidiary Eutelsat S.A. for 39.9 million euros (69.1 million euros as of 30 June 2021).

The other receivables are composed of 11.5 million euros of company tax receivables as of 30 June 2022.

All receivables are due within one year.

4.3 Cash and marketable securities

Cash and marketable securities break down as follows:

<i>(in millions of euros)</i>	30 June 2021	30 June 2022
Treasury shares	0.0	0.0
Cash	5.1	2.4
Deposit warrants	1.0	1.0
TOTAL	6.1	3.4

4.4 Debt issuance costs

Debt issuance costs, relating to the loan initially taken out in March 2015 and renegotiated in June 2021, for an amount of 2.2 million euros, are spread over the income for five years for an amount of 0.4 million euros per year. Debt issuance costs remaining depreciable amount to 1.8 million euros as of 30 June 2022 (0.1 million euros as of 30 June 2021).

4.5 Shareholders' equity

As of 30 June 2022, the share capital is composed of 230,544,995 ordinary shares with a nominal value of 1 euro per share.

On 4 November 2021, the Ordinary and Extraordinary Annual General Meeting of Shareholders convened to approve the annual financial statements for the period ended 30 June 2021 recognised a 9.4 million euro loss and decided to distribute a dividend of 0.93 euros per share for a total amount of 214.2 million euros, charged against retained earnings.

<i>(in millions of euros)</i>	30 June 2021	Profit allocation	Distribution of dividends	Other movements	30 June 2022
Share capital	230.5				230.5
Issue, merger and acquisition premiums	1,217.5				1,217.5
Legal reserve	23.1				23.1
Statutory reserve	0.2				0.2
Retained earnings (+)	1,154.9	(223.6)			931.3
Income as of 30/06/2018	(9.4)	9.4			0.0
Tax related provisions	0.5				0.5
TOTAL	2,617.3	(214.2)		0,0	2,403.1
		Shareholders' equity before result			2,403.1
		Income for the year			185.0
		TOTAL SHAREHOLDERS' EQUITY			2,588.1

Tax-related provisions correspond to the accelerated depreciation of share acquisition costs.

4.6 Financial debt

Bank loans, denominated in euros, were contracted in June 2021 with a five-year maturity period and two 1-year extension options, subject to the lenders' approval. The first 1-year extension was obtained.

The bank loans are as follows:

<i>(in thousands of euros)</i>	30 June 2021	30 June 2022
Bank borrowings	400.0	400.0
Accrued interest	0.1	0.3
TOTAL	400.1	400.3

6 FINANCIAL INFORMATION

Annual financial statements as of 30 June 2022

Eutelsat Communications also has a 200 million euros revolving credit line (undrawn as of 30 June 2021) entered into in June 2021 with a 5-year maturity, with two 1-year extension options subject to the lenders' approval. The first 1-year extension was obtained.

The credit agreements do not carry any guarantee from the Group nor pledging of assets in favour of the lenders but contain restrictive clauses (subject to the usual exceptions provided for in this type of loan agreement) limiting the ability of Eutelsat Communications and its subsidiaries, in particular, to grant security interests, incur additional indebtedness, dispose of assets, engage in mergers and acquisitions, sales of assets and leasing operations (with the exception of those carried out within the Group and expressly provided for in the loan agreement) and change the nature of the activity of the Company and its subsidiaries.

The credit agreements allow each lender to request early repayment of all sums due if there is a change of control of the Company and of its subsidiary Eutelsat S.A. or in the event of concerted action. Furthermore, the Company must hold, directly or indirectly, 95% of the capital and voting rights of Eutelsat S.A. for the entire duration of the loan.

The credit agreements provide for a commitment to maintain "Launch-plus-one-year" insurance policies for any satellite located at 13° East and, for any other satellite, a commitment not to have more than one satellite not covered by a launch insurance policy.

In addition, these credit agreements are backed by a financial covenant which provides for a total net debt to annualised EBITDA ratio less than or equal to 4.0 to 1, determined on the basis of the Group's consolidated financial statements. As of 30 June 2022, the Company complied with this banking covenant.

4.7 Other debts

Operating debts break down as follows:

<i>(in thousands of euros)</i>	30 June 2021	30 June 2022
Accounts payable	4.1	4.3
State liabilities	0.5	0.2
Staff liabilities	2.5	2.3
Tax consolidation current accounts	16.6	11.1
TOTAL	23.7	17.9

All debts are due within one year.

NOTE 5 Other information

5.1 Related party transactions

5.1.1 Executive Management compensation

Gross compensation (including employer's contributions) paid by the Company to members of the administrative and management bodies is as follows.

Sixty-two per cent of these costs are charged back to Eutelsat S.A. for the activities outlined in Note 1.1 "Company's activity".

<i>(in millions of euros)</i>	30 June 2021	30 June 2022
Short-term benefits	2.9	3.3
Attendance fees paid	0.8	0.9
Post-employment benefits	See below	See below
Share-based payments	See Note 4.5.2	See Note 4.5.2

Eutelsat S.A. is recharged for 62% of these costs in respect of the activities described in Note 1.1 "Company's activity".

Share-based compensation

The expense (excluding social security contributions) recorded for the three other plans whose features are presented below amounts to 0 million euros (0 million euros as of 30 June 2021).

The free phantom share allocation plan, granted in November 2018, matured in June 2021. In respect of this plan, the Company granted 0.2 million euros.

Under the plans listed below, phantom shares were granted to the directors and corporate officers in November 2019, and free shares were granted to the directors and corporate officers in November 2020, November 2021 and January 2022.

Their allocation is contingent on an attendance requirement and the achievement of performance conditions.

Features of the plans	November 2019 plan	November 2020 plan	November 2021 plan	January 2022 plan
Vesting period	July 2019-June 2022	July 2020-June 2023	July 2021-June 2024	January 2022-December 2024
Maximum number of shares attributable to directors and corporate officers at inception	84,660	224,963	58,581	75,736
Number of recipients	1	1	1	1
NUMBER OF SHARES AND PERFORMANCE REQUIREMENTS FOR PHANTOM SHARE PLANS				
Number of outstanding shares	33,007	-	-	-
NUMBER OF SHARES AND PERFORMANCE REQUIREMENTS FOR FREE SHARE PLANS				
Number of shares outstanding	0	93,834	58,581	75,736
Performance objectives	Revenue, Discretionary Free Cash Flow LEAP cost-savings plan Relative TSR ⁽¹⁾	Revenue, Discretionary Free Cash Flow LEAP cost-savings plan Relative TSR ⁽¹⁾	Revenue, Discretionary Free Cash Flow LEAP cost-savings plan Relative TSR ⁽¹⁾	Revenue, Discretionary Free Cash Flow LEAP cost-savings plan Relative TSR ⁽¹⁾
EXPENSE FOR THE FINANCIAL YEAR (in millions of euros)	0	0	0	0

(1) The relative TSR (total shareholder return) measures the shareholder return for Eutelsat shares compared to that of other benchmarks or indices.

Non-compete clauses

In the event of termination of office of the Chief Executive Officer and the Deputy CEO, a non-compete clause provides for payment of 50% of the fixed compensation over an 18-month period. Under such a clause, the CEO and the Deputy CEO are required during this period to refrain from working directly or indirectly for any satellite operator. In this respect, 0.7 million euros were paid to the former Chief Executive Officer in 2022.

5.1.2 Related parties other than executive managers

Related parties are those direct or indirect shareholders who exercise significant influence, which is presumed when the investor holds more than 20% or when the investor holds a position on the Board of Directors of a subsidiary of the Company, or of companies other than subsidiaries in which Eutelsat has an interest and "key managers".

During the 2022 financial year, Eutelsat Communications S.A. and its related parties did not enter into any material transactions under unusual market conditions.

5.2 Contingent liabilities

Eutelsat S.A., a company belonging to the tax consolidation group of which Eutelsat Communications S.A. is the integral parent company, underwent an accounting audit in respect of the financial years ended 30 June 2012, 2013 and 2014. In December 2016, the

Company received a tax adjustment notification in respect of the financial years ended 30 June 2013 and 30 June 2014. As a result of the pre-litigation appeals and subsequent discussions, the amounts claimed by the tax authorities were significantly reduced. There is still disagreement on certain tax adjustments, for which Eutelsat believes that it has solid defences.

The Company has also been the subject of a tax audit in respect of the financial years ended 30 June 2015, 2016 and 2017 and, in December 2018 then in December 2019, the Company received proposed upwards tax adjustment notifications relating to these financial years. The Company has responded to these proposed tax increases, contesting virtually all of the reassessment charges. At the end of May 2022, the tax audit department responded to the Company's comments, indicating that it was maintaining most of the initial adjustments. The Company is contesting this position and has initiated all the pre-trial appeals to this end.

A tax audit of the Company is also under way in respect of the financial years ended 30 June 2018, 2019 and 30 June 2020. The Company has received a Notice of Deficiency, which extends the statute of limitations relating to the financial year ended 30 June 2018, which it has contested in its entirety. The audit operations are ongoing with regard to the 2019 and 2020 financial years.

5.3 Off-balance sheet commitments

Off-balance sheet purchase commitments amount to 0.5 million euros as of 30 June 2022.

6 FINANCIAL INFORMATION

Annual financial statements as of 30 June 2022

5.4 Information about subsidiaries and equity interests

The table below contains the list of investments held by Eutelsat Communications in subsidiaries and other companies as of 30 June 2022:

(in millions of euros)	Capital	Shareholders' equity other than capital as of 30 June (local accounts)	Share of capital held (in %)	Last financial year		Gross book value of investments held	Provision for impairment of investments	Loans and advances granted	Pledges and guarantees granted	Dividends received
				Revenue (local accounts)	Net income (local accounts)					
Eutelsat S.A. RCS No. 422 551 176 Paris Registered office located in Paris (financial year ended 30 June 2022)	658.6	-	96.38%	985.0	363.5	2,558.5	-	39.9	-	195.3

5.5 Subsequent events

None.

1

2

3

4

5

6

7

A





7 Other INFORMATION

7.1 LEGAL INFORMATION REGARDING THE GROUP 222

7.1.1	Group history and development	222
7.1.2	General information on the share capital	223
7.1.3	Organisational documents and By-laws	227

7.2 OTHER OPERATIONAL INFORMATION 227

7.2.1	Satellite and communications control	227
7.2.2	Technical failures and loss of equipment	229
7.2.3	Satellite end-of-life	229
7.2.4	Timing of payments to suppliers and from customers	229

7.3 PRINCIPAL SHAREHOLDERS 230

7.3.1	Breakdown of ownership and structure and voting rights	230
7.3.2	Crossing of disclosure thresholds	231
7.3.3	Securities transactions by Senior Management	232
7.3.4	Shareholders' agreements	232
7.3.5	Agreements likely to lead to a change in control of the Company	232

7.4 ORGANISATIONAL CHART 233

7.4.1	Group simplified organisational chart as of 30 June 2022	233
7.4.2	Main subsidiaries and equity interests	234
7.4.3	Group cash flow	235

7.5 LEGAL AND ARBITRATION PROCEEDINGS 235

7.6 RESEARCH AND DEVELOPMENT, PATENTS AND LICENSES 235

7.7 IMPORTANT CONTRACTS 236

7.7.1	Contracts concerning satellites	236
7.7.2	Allotment agreement with third parties	236
7.7.3	Financing agreements	236

7.8 RELATED PARTY TRANSACTIONS 236

7.8.1	Agreements covered by Article L. 225-38 of the <i>Code de commerce</i>	236
7.8.2	Service agreements within the Group and other conventions	237

7.9 SIGNIFICANT CHANGES IN FINANCIAL AND COMMERCIAL POSITION 237

7.10 RELATIONS AND CONFLICTS OF INTEREST WITHIN THE ADMINISTRATIVE AND MANAGEMENT BODIES 237

7.10.1	Relations with the administrative and management bodies	237
7.10.2	Conflicts of interest within the administrative and management bodies	237

7.11 STATUTORY AUDITORS 238

7.11.1	Statutory Auditors	238
7.11.2	Alternate Statutory Auditors	238
7.11.3	Auditor fees	238

7.12 DOCUMENTS AVAILABLE 238

7.13 RESPONSIBLE PERSON 239

7.13.1	Responsible person for the document	239
7.13.2	Certification by the responsible person for the document	239

7.1 Legal information regarding the Group

7.1.1 Group history and development

7.1.1.1 Corporate and trading name

Eutelsat Communications.

7.1.1.2 Commercial and Corporate Registry

Eutelsat Communications is registered with the French *Registre du commerce et des sociétés* in Nanterre (Nanterre Registry of Trade and Businesses) under number 481 043 040.

The LEI Code of the Company is 549300EFWH9UR17YSK05.

7.1.1.3 Incorporation date and duration

The Company was incorporated on 15 February 2005 as a French *société par actions simplifiée* (simplified joint-stock company) and subsequently transformed into a *société anonyme* (limited company) on 31 August 2005. It was registered on 25 February 2005 for a period of 99 years, expiring on 25 February 2104.

7.1.1.4 Registered office, legal form and applicable legislation

Registered office

32, boulevard Gallieni
92130 Issy-les-Moulineaux
France
Telephone: +33 (0)1 53 98 47 47
Website: www.eutelsat.com

The reader's attention is drawn to the fact that, unless otherwise provided in this Universal Registration Document, the information on this website does not form part of this document.

Legal form and applicable legislation

A *société anonyme* (limited company) under French law with a Board of Directors, governed by the provisions of Book II of the French Code de commerce.

7.1.1.5 Key events

The activities of Eutelsat S.A. (the main operating subsidiary of Eutelsat Communications) were originally carried out by an intergovernmental organisation, the European Telecommunications Satellite Organisation (the "IGO"). The IGO was founded by a number of countries in Western Europe in order to develop and operate a satellite telecommunications system for trans-European telecommunications purposes. On 2 July 2001, all the IGO's operating activities were transferred to Eutelsat S.A. (the "Transformation").

The Transformation was motivated mainly by the liberalisation of the telecommunications industry in Europe, under the more specific framework set out by the European Commission in its 1990 Green Paper, which recommended that international satellite telecommunications organisations should be reformed in order to liberalise end-user access to satellite capacity and ensure it could be freely commercialised by operators. The main purpose of

the Transformation, therefore, was to position the IGO's operating activity in a competitive environment with a view to an open satellite telecommunications market.

EUTELSAT IGO has been maintained as an intergovernmental organisation and currently includes 49 European countries.

In February 2005, Eutelsat Communications was incorporated. In April 2005, it acquired Eutelsat S.A., and in June 2005, it bought out some of Eutelsat S.A.'s non-controlling interests.

On 2 December 2005, Eutelsat Communications was floated on the Paris stock exchange.

In January and February 2007, some of Eutelsat Communications' long-standing shareholders sold their shares to Abertis Telecom, a wholly-owned subsidiary of the Spanish Abertis Group, and to CDC Infrastructure, a wholly-owned subsidiary of the Caisse des Dépôts et Consignations ("CDC").

Furthermore, in 2007, the Group carried out restructuring activities aimed at streamlining its organisational chart, and Eutelsat Communications again repurchased non-controlling interests in Eutelsat S.A. during the Financial Year 2007-08.

In July 2009, CDC Infrastructure sold all its shareholding in Eutelsat Communications representing 25.66% of share capital and voting rights to CDC in an off-market transaction. Then, CDC transferred the entirety of its stake in the Company to the Fonds Stratégique d'Investissement ("FSI").

In January 2012, Abertis Telecom announced the disposal of 16.1% of Eutelsat Communications through an Accelerated Book Building ("ABB") with qualified investors. Then Abertis Telecom announced the disposal to China Investment Corporation (CIC) of a 7.00% shareholding in the Group in June 2012. The disposal of a further 1.08% shareholding was announced in February 2013, and in June 2014, 5.01% of share capital was sold to qualified investors through an accelerated bookbuilding process. As of the filing date of this document, Abertis Telecom no longer holds any interest in Eutelsat Communication's capital.

In September 2012, the Group finalised the acquisition of the GE-23 satellite (renamed EUTELSAT 172A) and its associated assets for a total amount of 228 million U.S. dollars.

Since 12 July 2013, in the framework of the establishment of the Banque Publique d'Investissement, the shareholding and voting rights of Eutelsat Communications previously held by the FSI are now held by Bpifrance Participations, which is wholly owned by BPI Groupe S.A. (50% owned by the CDC and 50% owned by the French government and EPIC BPI Groupe).

On 31 July 2013, the Group announced the acquisition of 100% of the share capital of Satmex, the Mexican satellite operator, for the amount of 831 million U.S. dollars. The transaction was closed on 1 January 2014.

On 8 March 2016, the Fonds Stratégique de Participations announced that it held a stake representing more than 7% of the Group share capital.

On 22 February 2019, Bpifrance Participations sold 6.67% of the Eutelsat Communication's share capital. Following this transaction, Bpifrance Participations holds 19.8%⁽¹⁾ of the Company's share capital.

(1) Following the share capital reduction of June 2020, Bpifrance Participations holds 19.98% of the share capital.

On 27 April 2021, the Group announced an equity investment of approximately 550 million U.S. dollars in the OneWeb low earth orbit constellation. The transaction was completed on 8 September 2021. On 6 October 2021, a call option was exercised for a total of 165 million U.S. dollars on a portion of Bharti's latest financing for OneWeb. As of 30 June 2022, Eutelsat held a 22.91% stake in OneWeb.

On 25 July 2022, Eutelsat and key OneWeb shareholders representing circa 74% of the share capital of OneWeb signed a Memorandum of Understanding with a view to combining Eutelsat and OneWeb in an all-share transaction.

7.1.2 General information on the share capital

7.1.2.1 Share capital

At the filing date of this document, the share capital stood at 230,544,995 euros, divided into 230,544,995 ordinary shares, each with a par value of 1 euro.

The Company's shares are fully subscribed and fully paid-up, and they are all in the same category.

The Company's shares have been admitted for trading since 2 December 2005 in compartment A of Euronext Paris under the ISIN code FR0010221234. In September 2015, a Level 1 Sponsored ADR (American Depositary Receipt) programme was put in place, enabling American investors to hold indirectly the shares of Eutelsat Communications and to trade them on the OTC (Over-the-Counter) market in the United States.

7.1.2.2 Securities not representing the share capital

None.

7.1.2.3 Shares held by the Company or for its own account

Share buy-back programme

The Company's General Meeting of Shareholders of 4 November 2021 authorised the Board of Directors to have the Company purchase its own shares in accordance with the provisions of Articles L. 225-209 et seq. of the French Commercial Code, up to a limit of 10% of the share capital and for a maximum purchase price of 20 euros per share. At a meeting held on the same day, the Board of Directors decided to implement the share buyback programme that had thus been authorised, for the sole purpose of the liquidity contract.

Summary of the implementation of the buyback programme and the use of the shares acquired (excluding the liquidity contract):

- ▶ percentage of capital represented: 10% maximum;
- ▶ number of shares purchased during the Financial Year ended 30 June 2022 in accordance with Articles L. 225-208, 209 and 209-1 of the French Commercial Code: none;
- ▶ number of shares cancelled during the Financial Year ended 30 June 2022: none;
- ▶ number of treasury shares held as of 30 June 2022: none;
- ▶ value estimated at the purchase price: not applicable.

Where applicable, the Company announces on its website the transactions carried out in respect of its own shares (excluding those carried out under the liquidity contract), in accordance with applicable regulations.

Shares held under free share allocation plans

None.

Shares held under liquidity agreement

In 2007, the Company entrusted Exane BNP Paribas with implementing a liquidity agreement in line with the AMAFI Code of Ethics. This agreement was amended by an addendum in 2011 in order to take into account the updated accepted market practice published by the AMF on 24 March 2011. It was modified again by an addendum on January 2019 to comply with the new applicable regulations.

As of 30 June 2022, the liquidity provider held 222,950 shares in the name of and on behalf of the Company, representing a total of 2.4 million euros.

7.1.2.4 Other securities giving access to the share capital

None.

7 OTHER INFORMATION

Legal information regarding the Group

7.1.2.5 Share capital authorised but not issued

The table below summarises the delegations of authority and authorisations granted by the Shareholders' Meetings of 4 November 2021 ("GM") remaining in force at the date of this document:

Resolution No.	Authorisations granted to the Board	Duration/ expiry date of the delegation	Maximum nominal amount/ Cap applicable for each resolution	Overall cap common to several resolutions	Sub-cap common to several resolutions
20	Purchase by the Company of its own shares	Maximum 18 months from the GM of 4 November 2021 4 January 2024	10% of the share capital or 5% of the share capital in the event of shares being purchased with a view to their retention and subsequent delivery and payment 20 euros per share (excluding acquisition expenses) within a limit of 250 million euros	N/A	N/A
21	Reduction of share capital by cancelling shares acquired by the Company under its share buyback program	Maximum 18 months from the GM of 4 November 2021 4 January 2024	10% of the share capital per 24-month period	N/A	N/A
26	Setting the issue price within the limit of 10% of the capital per year.	Maximum 26 months from the GM of 4 November 2021 4 January 2024	10% of the capital per 12-month period	N/A	N/A
27	Increase in the number of shares to be issued in the event of a capital increase with maintenance or cancellation of PSR*.	Maximum 26 months from the GM of 4 November 2021 4 January 2024	15% of the amount of the initial issue and at the same price as that retained for the initial issue	N/A	N/A
32	Free allocation of ordinary or existing shares to be issued by the Company to eligible employees and Corporate Officers of the Company or its subsidiaries, without PSR.	Maximum 38 months from the GM of 4 November 2021 4 January 2024	0.5% maximum of the share capital as from the GM of 4 November 2021	N/A	N/A

OTHER INFORMATION

Legal information regarding the Group

Resolution No.	Delegations of authority to the Board to issue ordinary shares	Duration and expiration/expiry date of the delegation	Maximum nominal amount/ Cap applicable for each resolution	Overall cap common to several resolutions	Sub-cap common to several resolutions
22	Increase in share capital by incorporation of reserves, profits, bonuses or others	Maximum 26 months from the GM of 4 November 2021 4 January 2024	Ordinary shares: 44 million euros (independent cap) Securities: N/A	N/A: Cap is set autonomously and distinctly from the other resolutions	N/A: Cap is set autonomously and distinctly from the other resolutions
23	Issue of ordinary shares of the Company giving immediate or future access to ordinary shares of the Company with retention of PSR to shareholders	Maximum 26 months from the GM of 4 November 2021 4 January 2024	Ordinary shares: 44 million euros Securities: 1 billion euros		N/A
24	Issuance of ordinary shares of the Company with the cancellation of the PSR in the context of a public offering	Maximum 26 months from the GM of 4 November 2021 4 January 2024	Ordinary shares: 22 million euros Securities: 1 billion euros		
25	Issuance of ordinary shares of the Company with the cancellation of the PSR in the context of a public offering addressed exclusively to qualified investors	Maximum 26 months from the GM of 4 November 2021 4 January 2024	Ordinary shares: 22 million euros Securities: 1 billion euros	Overall cap <u>Ordinary shares:</u> 44 million euros <u>Securities:</u> 1 billion euros	
28	Issuance of ordinary shares of the Company with the cancellation of the PSR in the event of a public exchange offer initiated by the Company	Maximum 26 months from the GM of 4 November 2021 4 January 2024	Ordinary shares: 22 million euros Securities: 1 billion euros		
29	Issuance of ordinary shares of the Company with the cancellation of the PSR, in remuneration of contributions in-kind within the limit of 10% of the share capital of the Company, except in the case of a public exchange offer initiated by the Company	Maximum 26 months from the GM of 4 November 2021 4 January 2024	Ordinary shares: 10% of the share capital Securities: 1 billion euros		Sub-cap <u>Ordinary shares:</u> 22 million euros
30	Issuance of ordinary shares of the Company with the cancellation of the PSR, as a result of the issue by the Company's subsidiaries of securities giving access to ordinary shares of the Company	Maximum 26 months from the GM of 4 November 2021 4 January 2024	Ordinary shares: 22 million euros Securities: 1 billion euros		
31	Issuance of ordinary shares of the Company, without PSR, reserved for members of a company's savings plan of the Company or of its Group	Maximum 26 months from the GM of 4 November 2021 4 January 2024	Ordinary shares: 2 million euros Securities: N/A	Overall cap <u>Ordinary shares:</u> 44 million euros <u>Securities:</u> 1 billion euros	

* PSR: Preferential Subscription Rights.

7 OTHER INFORMATION

Legal information regarding the Group

The table below summarises the delegations of power and authorisations that will be proposed to the Shareholders' General Meeting on 10 November 2022:

Resolution No.	Authorisations granted at the Meeting	Duration/expiry date of the delegation	Maximum nominal amount/ Cap applicable for each resolution	Overall cap common to several resolutions	Sub-cap common to several resolutions
19	Purchase by the Company of its own shares	Maximum 18 months as from the AGM of 10 November 2022 10 May 2024	10% of the share capital or 5% of the share capital if the shares are purchased with a view to their retention and subsequent delivery and payment	N/A	N/A
20	Reduction of share capital through cancellation of shares acquired by the Company under its share buyback program	Maximum 18 months as from the AGM of 10 November 2022 10 May 2024	10% of the share capital by periods of 24 months	N/A	N/A

7.1.2.6 Options or agreements concerning the share capital of the Company or of a member of the Group

Not applicable.

7.1.2.7 Changes in the share capital up to the filing date of this document

On 10 December 2015, following the issue of shares to shareholders opting for the payment of the dividend in shares (scrip option), the capital of the Company was increased by 5,802,297 euros via the issue of 5,802,297 new shares with a nominal value of 1 euro, each issued at a price of 25.94 euros.

In a decision dated 13 February 2020, based on the authorisation granted by the General Meeting of 7 November 2019, the Board of Directors authorised the Company to buy back shares. Between 11 March 2020 and 24 April 2020, the Company repurchased 2,124,572 shares for a total price of approximately 20 million euros. By a decision dated 18 June 2020, the Board of Directors reduced the share capital by 2,229,640 euros by cancelling the shares thus repurchased and 105,068 shares that it held with a view to their possible allocation to employees or Corporate Officers, which it decided to reallocate for the purpose of cancellation. The Company's capital is unchanged since then and henceforth stands at 230,544,995 euros.

7.1.2.8 Pledges, guarantees and securities

Pledges of Company shares

To the best of the Company's knowledge, at the filing date of this document, no Company share was pledged.

Pledges, guarantees and securities on the Company's assets

To the best of the Company's knowledge, at the filing date of this document, the Company's assets were neither pledged nor used as collateral or security deposits.

7.1.2.9 Restrictions on the transfer of shares or securities giving access to the Company's capital

As of 30 June 2022, there is no restriction on the transfer of shares or securities giving access to the Company's capital, with the exception of the restrictions or bans on acquiring/transferring our securities, as specified in the Share Dealing Code relating to insider information.

This Share Dealing Code is applicable to members of the Management bodies or committees of companies within the Group and to certain employees of divisions and departments deemed to be "sensitive" and liable to obtain or have access to confidential information during the exercise of their functions or responsibilities whether on a permanent or *ad hoc* basis. It can therefore be applicable to all employees.

The Share Dealing Code also defines closed periods, during which transactions in the Company's shares are prohibited (except in a limited number of specific cases) even in the absence of confidential information. The duration of closed periods is 30 days before the publication of annual and half-year results and 15 days before the quarterly releases in line with the AMF recommendation No. 2010-07 relating to the prevention of insider trading.

7.1.3 Organisational documents and By-laws

The provisions described in the following paragraphs provide a summary of the Company's By-laws applicable at the date of filing of this document. There has been no change in the By-laws since 5 November 2020, when the General Meeting decided i) to ratify the transfer of the head office of the Company; ii) to amend the By-laws as follows: The Board of Directors may take decision within its competence as referred to in Article L. 225-37 by written consultation. The procedures for adopting decisions by written consultation are set out in the Internal Rules and Corporate Governance Principles of the Board of Directors.

7.1.3.1 Corporate purpose (Article 3 of the By-laws)

The Company's corporate purpose in France and abroad shall be:

- ▶ to supply Space Segment capacity and satellite communications systems and services. To this end, the Company shall undertake any activities relating to the design, development, construction, installation, operation and maintenance of its Space Segment and those satellite systems and services; and
- ▶ more generally, to acquire an equity interest in any enterprise or company that has been formed or is to be formed and participate in any transactions of any nature, be they financial, commercial, industrial, civil, real-estate-related or other, pertaining directly or indirectly to that corporate purpose or to any similar, related or complementary purposes, and likely to promote, directly or indirectly, the aims pursued by the Company, its expansion into other fields, its growth and its assets.

The term "Space Segment" shall designate a set of telecommunications satellites and the tracking, telemetry, command, control, monitoring and related facilities and equipment necessary for the operation of those satellites.

7.1.3.2 Crossing of statutory thresholds (Article 11 of the By-laws)

The shares shall be freely transferable, subject to statutory and regulatory provisions.

The assignment of shares, regardless of their form, shall occur by transfer from account to account under the conditions and according to the terms provided by law.

In addition to the legal obligations to report the crossing of thresholds or declaration of intent, any individual or legal entity, acting alone or in concert, that comes to possess, in any way, pursuant to Articles L. 233-7 *et seq.* of the French *Code de commerce*, directly or indirectly, a number of shares representing a stake equal to 1% of the capital and/or voting rights of the Company, must inform the Company of the total number of shares and voting rights that it possesses, and the number of securities that it owns that ultimately give access to the capital and the voting rights that are attached thereto, by registered letter with acknowledgement of receipt sent to the head office, or by any equivalent means for shareholders or bearers of securities domiciled outside France, within five stock exchange business days after that threshold is crossed. This information shall be renewed for the holding of each additional stake of 1% of the capital or voting rights without limitation.

This disclosure obligation shall apply under the same conditions as those stipulated above whenever the percentage of the share capital and/or voting rights possessed becomes less than a multiple of 1% of the capital or voting rights.

If not duly disclosed under the conditions stipulated above, the shares that exceed the percentage that should have been reported shall, upon request, be recorded in the minutes of the General Meeting, from one or more shareholders holding a percentage of the capital or the voting rights of the Company at least equal to 1%, be deprived of the voting right for any General Meeting of Shareholders that is held until the expiry of a period of two years following the date of rectification of the notice.

7.2 Other operational information

7.2.1 Satellite and communications control

The majority of the Group's fleet is operated from control centres at the Group's head office in Issy-les-Moulineaux and at the Rambouillet teleport, which the Group acquired from France Telecom in September 2004. There is full back-up between the Issy-les-Moulineaux and Rambouillet facilities. The first control centre handles satellite telemetry and remote control ("Satellite Control Centre") and the second is responsible for managing traffic on the space segment ("Communications Control Centre"). All software used to control the satellite platforms and communications payload was developed by companies in accordance with the Group's specifications.

The Group monitors its satellites and communications 24 hours a day, 365 days a year and, as of 30 June 2021, employed more than 100 expert technicians and engineers for this purpose.

Eutelsat S.A.'s satellite and communications control activities are certified ISO 9001 (quality management system) and ISO 27001 (management of information security system).

Satellites under the responsibility of Eutelsat Americas (EUTELSAT 113 WEST A, 115 WEST B, 117 WEST A and 117 WEST B) are operated from the Group's control centres located in Iztapalapa, Mexico City (Mexico) and in Hermosillo (Mexico). These centres are redundant, and they have the same functions as the centres located in France. Their activities are also certified ISO 9001 and ISO 27001 from mid-2017. One additional satellite also under the responsibility of Eutelsat Americas (EUTELSAT 65 WEST A) is operated and monitored via specific facilities installed near Sao Paulo, Brazil, with the French facilities acting as backup for satellite control. The software and monitoring systems are equivalent to the systems existing at the other Eutelsat Group centres.

7 OTHER INFORMATION

Other operational information

► Activities of the Satellite Control Centre

The Group managed the in-orbit satellites it owned at 30 June 2022 (including the five satellites falling under the responsibility of Eutelsat Americas). EXPRESS AT1, EXPRESS AT2, EXPRESS AM6 (on which the Group operates certain transponders under the name EUTELSAT 53A) and AMU-1 (on which the Group operates certain transponders under the name EUTELSAT 36C) are controlled by the RSCC. ASTRA 2E, ASTRA 2F and ASTRA 2G (on which certain transponders are operated by the Group respectively under the names EUTELSAT 28E, EUTELSAT 28F and EUTELSAT 28G) are controlled by SES.

The Group's engineers regularly make minor positioning adjustments on each of the satellites controlled by the Group and perform East-West and North-South station-keeping manoeuvres. In addition, it is also possible to change the orbital position of a satellite so that it is able to serve new markets or provide in-orbit back-up capacity to another satellite.

Daily operations on the satellites, including the configuration of payloads and management of electrical power and propulsion systems, are controlled (via the Telemetry, Command and Ranging (TCR) station network) from the Satellite Control Centre.

The French satellite control centre is connected to a TCR station network to communicate with the satellites. The Rambouillet teleport contains the largest number of TCR stations, just followed by the Caniçal site of Eutelsat Madeira. TCR stations in Iztapalapa, Mexico City and Hermosillo in Mexico are under the responsibility of Eutelsat Americas. Furthermore, the Group has entered into long-term service agreements with a number of operators who provide capacity at their transmission/reception earth stations. These contracts also cover the operation and maintenance of any of the Group's equipment installed at their sites. Under these contracts, the Group has extended control and supervision rights. These services are currently provided from TCR stations located in Makarios in Cyprus, Fucino in Italy, near Sao Paolo in Brazil, Perth and Adelaide in Australia and Auckland in New Zealand. The different stations and control centres are all linked by a network of protected and redundant data lines. The network and the location of the sites were selected so that operations could be continued even if one of the sites were to become unavailable. For satellites controlled from Mexico, TCR stations are located on the same sites as the main control centres in Iztapalapa and Hermosillo.

The Rambouillet teleport may also be used for in-orbit positioning of new satellites joining the Group's fleet. LEOP ("Launch and Early Orbit Phase") operations on a geostationary satellite were successfully performed for the first time from Rambouillet for the EUTELSAT 7A satellite in March and April 2004. Since then, some LEOP operations have been carried out from the Rambouillet site and in some cases

the operations were performed directly by the satellite manufacturers depending on the complexity and duration of the LEOP. For satellites controlled from Mexico, positioning operations were performed by the satellite manufacturer (Boeing and Loral).

► Activities of the Communications Control Centres (CSC, EAS NOC)

Payload and capacity control is carried out for all satellites and transponders whose capacity is marketed by the Group, including satellites owned by other companies. The Managed Services and terrestrial delivery network that Eutelsat operates are also controlled from the same centres – plus one manned site in Italy. For this purpose, the Group has a set of facilities at its Issy-les-Moulineaux, Rambouillet, Cagliari, Iztapalapa and Hermosillo sites. In addition to these facilities, the Group has service contracts with operators of 18 sites worldwide, selected according to the geographical coverage of the satellites.

These sites are in São Paulo (Brazil) and Benavidez (Argentina) for South America, Miami (U.S.A.) for North America, Berlin (Germany) for North Eastern Europe, Makarios (Cyprus) for the Eastern Mediterranean and Middle-East regions, Dubna (Russia), Hartebeesthoek (South Africa) for Sub-Saharan Africa, Singapore for the Far East, Yaoundé (Cameroon) for Western Africa, Nairobi (Kenya) for Eastern Africa, Dubai (United Arab Emirates) for beams covering North Africa, Afghanistan and the Arabian peninsula, Mauritius, La Reunion and Mayotte for the Indian Ocean, Cagliari (Sardinia) – owned and operated by the Group's subsidiary Skylogic Mediterraneo S.r.l – as well as service beams in the Western Mediterranean and North Africa, Yamaguchi in Japan for the North of the Pacific Ocean and the East of Asia, Hawaii and Adelaide for Pacific coverage and Noumea in New Caledonia for the South of the Pacific Ocean.

At each site, the Group has installed the equipment needed to monitor the quality of services provided to its customers. Service contracts cover the hosting of this equipment and first-level work performed by site operators.

In addition to this infrastructure, Eutelsat also operates 21 other sites dedicated notably to the payload control of KONNECT.

All the equipment is connected to the same Payload Monitoring system, which is available to all the controllers from all the different control Centers worldwide for operating the whole fleet.

The control Centers (France, Mexico and Italy) are in permanent connection by different means with a secured and redundant connection.

7.2.2 Technical failures and loss of equipment

A number of factors can reduce the operating life of a satellite and/or affect its transmission capability, including:

- ▶ defects in the quality of the satellite's on-board components or equipment;
- ▶ defects concerning construction or operability;
- ▶ excessive fuel consumption in reaching the desired orbital position and maintaining the satellite on station or relocating it to a new orbital position;
- ▶ damage caused by electrostatic or solar storms, or by collision with micro-meteorites or space debris.

The Group believes that, on the whole, its fleet of satellites is in good operating condition. Some of the Group's satellites, however, have experienced equipment failure and are currently operating with some of their back-up equipment.

▶ Launch failures

Since it began its activities (including the period prior to the Transformation), the Group has lost three satellites as a result of

launch failures (EUTELSAT I-F3 in September 1985, EUTELSAT II-F5 in January 1994 and HOTBIRD 7 in December 2002).

In October 2010, the Group reported the loss of the W3B satellite following an operating malfunction on the satellite's propulsion sub-system after its launch.

Furthermore, Spacecom's AMOS-6 satellite on which the Group was supposed to lease capacity was lost following a launch pad explosion on 1 September 2016.

▶ Other

The EUTELSAT 5 WEST B satellite, launched on 9 October 2019 lost its South solar array shortly after its launch. The attendant power loss means c.45% of the capacity of the satellite can be operated. With the exception of the South solar array, the satellite performance remains nominal and the satellite started operations in January 2020. A number of mitigation actions aimed at assuring service continuity are implemented for the largest possible number of customers.

7.2.3 Satellite end-of-life

After remaining fuel has been used up, satellites at the end of their operational lives are de-orbited and placed in a graveyard orbit situated above the geostationary satellite orbit.

The Group complies with the principles discussed at an international level by the Inter-Institution Coordination Committee on Space Debris and the United Nations Committee on the Peaceful Uses of Outer Space as well as the new French Space Operations Act.

7.2.4 Timing of payments to suppliers and from customers

The table below shows information on payment terms to suppliers and from customers in accordance with Article L. 441.6-1 of French Code de commerce.

▶ Overdue invoices received and issued, unsettled at Balance Sheet date

	Art. D441-I-1°: Invoices <u>received</u> and overdue at balance sheet date						Art. D441-I-1°: Invoices <u>issued</u> and overdue at balance sheet date					
	0 day	1-30 days	31-60 days	61-90 days	91 days and over	Total (1 day and over)	0 day	1-30 days	31-60 days	61-90 days	91 days and over	Total (1 day and over)
(A) PAYMENT DELAY RANGES												
Number of invoices concerned	5	1	2	1	22	26.00						
Aggregate amount of invoices concerned (incl. taxes)	(36,480.09)	(940.86)	7,423.26	(6,921.48)	(72,826.27)	(73,265.35)	0	0	0	0	0	0
Percentage of total amount of purchases during the financial period (incl. taxes)	-0.57%	-0.01%	0.12%	-0.11%	-1.14%	-1.14%						
Percentage of revenue entered during the financial year (incl. taxes)												
(B) INVOICES EXCLUDED FROM (A) RELATING TO ACCOUNTS PAYABLES AND ACCOUNTS RECEIVABLES THAT ARE DISPUTED OR UNRECOGNISED												
Number of invoices excluded			2									
Aggregate amount of invoices excluded (incl. taxes)			125,226.76									
(C) REFERENCE PAYMENT TERM USED (CONTRACTUAL OR STATUTORY)												
Payment terms used to calculate payment delays			Contractual									

7.3 Principal shareholders

7.3.1 Breakdown of ownership and structure and voting rights

The following table shows the changes to Eutelsat Communications' ownership structure reported to the Company over the past three financial years:

Shareholder	At 30 June 2022		At 30 June 2021		At 30 June 2020	
	Number of shares and voting rights held	%	Number of shares and voting rights held	%	Number of shares and voting rights held	%
Bpifrance Participations (since 12 July 2013) ⁽¹⁾	46,064,251	19.98%	46,062,251	19.98%	46,062,251	19.98%
Fonds Stratégique de Participations (FSP)	17,464,145	7.58%	17,464,145	7.58%	17,464,145	7.58%
China Investment Corporation (CIC)	9,218,321	3.99%	13,800,721	5.99%	15,520,501	6.73%
Other minority shareholders ⁽²⁾	2,006,296	0.87%	2,006,296	0.87%	2,006,296	0.87%
Employees, senior managers and others	605,703	0.26%	618,236	0.27%	622,053	0.27%
Free float ⁽³⁾	155,186,279	67.31%	150,593,346	65.32%	148,869,749	64.57%
TOTAL	230,544,995	100.0%	230,544,995	100.0%	230,544,995	100.0%

(1) On 26 September 2022, Bpifrance Participations notified the upward crossing of the 24% threshold in terms of Company capital with 55,493,609 shares held, representing 24.07% of shares capital.

(2) This category includes a number of Eutelsat Communications minority shareholders, including Turksat Satellite Communications and the national telecommunication companies of Bosnia-Herzegovina and Albania.

(3) Of which 222,950 treasury shares as of 30 June 2022 via the liquidity contract.

At the filing date of this document, the share capital is made up of ordinary shares, all of the same class, entitling the bearer to one vote per share. For this reason, the main shareholders in the Company do not enjoy preferential voting rights.

In addition, on 14 June 2016, Lazard Asset Management LLC notified the upward crossing of the 5% threshold in terms of Company capital with 16,981,858 shares held, representing 7.30% of share capital, and on 30 September 2022, CMA CGM notified the upward crossing of the 7% threshold in terms of Company capital with 16,312,073 shares held representing 7.08% of share capital.

To the best of the Company's knowledge, no other shareholders own, directly or indirectly, more than 5% of its share capital or voting rights at the date of this document. To the best of the Company's knowledge, there are no other shareholders holding registered shares who own more than 1% of the Company's share capital at the date of this document. However, other bearer shareholders have reported to the Company that they have crossed thresholds exceeding 1% of the share capital and may therefore hold at least 1% of the Company's capital.

7.3.2 Crossing of disclosure thresholds

To the best of the Company's knowledge, no shareholder, acting alone or in concert, holds more than 50% of the shares bearing voting rights in the Company, and no shareholder, alone or in concert, controls the Company within the meaning of Article L. 233 et seq. of the French Commercial Code.

Pursuant to Article 12 of the By-laws, the Company has been notified of the following crossings of threshold:

Notification Date	Shareholder	Crossing		After threshold crossing			
		Type	Date	Number of shares	% of share capital	Number of voting rights	% of voting rights
28 September 2021	Citigroup	Increase	27 September 2021	2,404,336	1.04%	2,404,336	1.04%
5 October 2021	Citigroup	Increase	4 October 2021	5,056,128	2.19%	5,056,128	2.19%
5 October 2021	PSquared Asset Management	Increase	4 October 2021	2,500,000	1.08%	2,500,000	1.08%
6 October 2021	T. Rowe Price	Decrease	30 September 2021	4,226,310	1.83%	4,226,310	1.83%
7 October 2021	T. Rowe Price	Decrease	1 October 2021	1,800,000	0.78%	1,800,000	0.78%
12 October 2021	AQR Capital Management	Decrease	7 October 2021	2,304,114	0.99%	2,304,114	0.99%
27 October 2021	UBS Group	Increase	27 October 2021	11,652,713	5.05%	11,652,713	5.05%
27 October 2021	UBS Group	Decrease	27 October 2021	0	0	0	0
1 November 2021	Citigroup	Decrease	29 October 2021	4,546,051	1.97%	4,546,051	1.97%
2 November 2021	Norges	Decrease	1 November 2021	4,519,310	1.96%	4,519,310	1.96%
8 November 2021	CIC	Decrease	4 November 2021	11,520,501	4.99%	11,520,501	4.99%
10 November 2021	Citigroup	Increase	9 November 2021	7,544,752	3.27%	7,544,752	3.27%
12 November 2021	Citigroup	Decrease	11 November 2021	5,373,113	2.33%	5,373,113	2.33%
23 November 2021	Citigroup	Decrease	22 November 2021	4,396,195	1.90%	4,396,195	1.90%
23 November 2021	UBS Group	Increase	21 November 2021	11,568,724	5.02%	11,568,724	5.05%
24 November 2021	UBS Group	Decrease	17 November 2021	0	0	0	0
25 November 2021	Citigroup	Increase	24 November 2021	4,786,937	2.08%	4,786,937	2.08%
26 November 2021	Amundi	Decrease	26 November 2021	2,290,884	0.99%	2,290,884	0.99%
1 December 2021	Citigroup	Decrease	30 November 2021	4,603,434	1.997%	4,603,434	1.997%
6 December 2021	Citigroup	Increase	3 December 2021	4,743,691	2.06%	4,743,691	2.06%
8 December 2021	Crédit Agricole	Increase	2 December 2021	3,971,278	1.72%	3,971,278	1.72%
9 December 2021	Citigroup	Decrease	8 December 2021	4,544,461	1.97%	4,544,461	1.97%
16 December 2021	Citigroup	Increase	15 December 2021	4,624,258	2.01%	4,624,258	2.01%
17 December 2021	Citigroup	Decrease	16 December 2021	2,352,688	1.02%	2,352,688	1.02%
20 December 2021	Citigroup	Decrease	17 December 2021	834,039	0.36%	834,039	0.36%
7 February 2022	Crédit Agricole	Decrease	1 February 2022	1,148,512	0.5%	1,148,512	0.5%
7 February 2022	Amundi	Decrease	7 February 2022	1,567,442	0.67%	1,567,442	0.67%
9 February 2022	Crédit Agricole	Increase	4 February 2022	2,448,508	1.06%	2,448,508	1.06%
15 February 2022	AQR Capital Management	Increase	7 October 2021	2,308,675	1.00%	2,308,675	1.00%
1 April 2022	BlackRock	Decrease	31 March 2022	4,455,823	1.93%	4,455,823	1.93%
4 April 2022	BlackRock	Increase	1 April 2022	4,655,792	2.02%	4,655,792	2.02%
5 April 2022	BlackRock	Decrease	4 April 2022	4,448,947	1.93%	4,448,947	1.93%
6 April 2022	Crédit Agricole	Increase	31 March 2022	4,651,571	2.02%	4,651,571	2.02%
7 April 2022	BlackRock	Increase	6 April 2022	4,622,543	2.01%	4,622,543	2.01%
8 April 2022	BlackRock	Decrease	7 April 2022	4,443,269	1.93%	4,443,269	1.93%
11 April 2022	BlackRock	Increase	8 April 2022	4,625,693	2.01%	4,625,693	2.01%
13 April 2022	BlackRock	Decrease	12 April 2022	4,537,708	1.97%	4,537,708	1.97%
13 April 2022	Crédit Agricole	Decrease	6 April 2022	2,373,899	1.03%	2,373,899	1.03%
20 April 2022	BlackRock	Increase	19 April 2022	4,646,430	2.02%	4,646,430	2.02%
28 April 2022	CMA CGM	Increase	27 April 2022	2,452,861	1.06%	2,452,861	1.06%
11 May 2022	BlackRock	Decrease	10 May 2022	4,603,655	1.99%	4,603,655	1.99%
12 May 2022	BlackRock	Increase	11 May 2022	4,717,886	2.05%	4,717,886	2.05%
18 May 2022	CIC	Decrease	16 May 2022	9,218,321	3.99%	9,218,321	3.99%
24 May 2022	CMA CGM	Increase	24 May 2022	4,651,365	2.02%	4,651,365	2.02%
1 June 2022	BlackRock	Decrease	31 May 2022	4,606,869	1.99%	4,606,869	1.99%
2 June 2022	BlackRock	Increase	01 June 2022	4,622,549	2.01%	4,622,549	2.01%

7 OTHER INFORMATION

Principal shareholders

Notification Date	Shareholder	Crossing		After threshold crossing			
		Type	Date	Number of shares	% of share capital	Number of voting rights	% of voting rights
6 June 2022	BlackRock	Decrease	3 June 2022	4,597,408	1.99%	4,597,408	1.99%
8 June 2022	BlackRock	Increase	7 June 2022	4,757,201	2.06%	4,757,201	2.06%
15 June 2022	BlackRock	Decrease	14 June 2022	4,394,848	1.91%	4,394,848	1.91%
15 July 2022	Crédit Agricole	Decrease	11 July 2022	1,899,663	0.82%	1,899,663	0.82%
27 July 2022	PSquared	Decrease	26 July 2022	1,830,534	0.79%	1,830,534	0.79%
28 July 2022	BlackRock	Increase	27 July 2022	4,745,833	2.06%	4,745,833	2.06%
28 July 2022	CMA CGM	Increase	28 July 2022	9,782,006	4.25%	9,782,006	4.25%
29 July 2022	BlackRock	Decrease	28 juillet 2022	4,277,936	1.86%	4,277,936	1.86%
1 August 2022	Caisse des dépôts	Increase	27 July 2022	49,063,722	21.28%	49,063,722	21.28%
1 August 2022	Bpifrance	Increase	27 July 2022	49,055,001	21.27%	49,055,001	21.27%
1 August 2022	Crédit Agricole	Increase	27 July 2022	2,909,663	1.26%	2,909,663	1.26%
1 August 2022	BlackRock	Increase	29 July 2022	4,615,210	2.00%	4,615,210	2.00%
2 August 2022	BlackRock	Decrease	1 August 2022	4,226,201	1.83%	4,226,201	1.83%
3 August 2022	Bpifrance	Increase	29 July 2022	51,448,622	22.31%	51,448,622	22.31%
3 August 2022	Caisse des dépôts	Increase	29 July 2022	51,457,343	22.31%	51,457,343	22.31%
3 August 2022	Crédit Agricole	Decrease	29 July 2022	1,958,252	0.85%	1,958,252	0.85%
3 August 2022	DNCA	Decrease	1 August 2022	6,866,487	2.99%	6,866,487	2.99%
5 August 2022	CMA CGM	Increase	5 August 2022	11,589,437	5.03%	11,589,437	5.03%
11 August 2022	Bpifrance	Increase	9 August 2022	53,060,537	23.01%	53,060,537	23.01%
11 August 2022	Caisse des dépôts	Increase	9 August 2022	53,069,258	23.01%	53,069,258	23.01%
26 August 2022	AQR Capital Management	Decrease	24 August 2022	2,288,635	0.99%	2,288,635	0.99%
01 September 2022	BlackRock	Increase	31 August 2022	4,626,818	2.01%	4,626,818	2.01%
01 September 2022	CMA CGM	Increase	01 September 2022	13,882,741	6.03%	13,882,741	6.03%
12 September 2022	BlackRock	Decrease	09 September 2022	4,600,906	1.99%	4,600,906	1.99%
14 September 2022	BlackRock	Increase	13 September 2022	4,863,610	2.11%	4,863,610	2.11%
26 September 2022	Caisse des dépôts	Increase	21 September 2022	55,502,330	24.07%	55,502,330	24.07%
26 September 2022	BPIFrance	Increase	21 September 2022	55,493,609	24.07%	55,493,609	24.07%
30 September 2022	CMA CGM	Increase	30 September 2022	16,312,073	7.08 %	16,312,073	7.08 %

At the filing date of this document, the Company had not been notified of any other crossings, whether upwards or downwards, of legal or statutory disclosure thresholds in the Company's capital.

7.3.3 Securities transactions by Senior Management

At 30 June 2022, Dominique D'Hinnin, Chairman of the Board, Eva Berneke, Chief Executive Officer and Michel Azibert, Deputy Chief Executive Officer, owned respectively 3,000, 8,000 and 28,115 shares of the Company.

No other transactions occurred during the Financial Year ended 30 June 2022.

7.3.4 Shareholders' agreements

To the best of the Company's knowledge, there are no shareholders' agreements.

7.3.5 Agreements likely to lead to a change in control of the Company

At the filing date of this document, the Company has no knowledge of any agreement, shareholders' agreement, or clause of any convention providing for preferential conditions for disposing of or

acquiring shares in the Company involving at least 5% of the capital or voting rights in the Company, the implementation of which could lead, at a later date, to the Company being taken over.

7.4 Organisational chart

During the Financial Year ended 30 June 2022:

- ▶ Eutelsat S.A. acquired a minority stake representing an investment of 550 million U.S. dollars in OneWeb on 8 September 2021, followed by an investment of 165 million U.S. dollars on 22 December 2021. Therefore, as of 30 June 2022, Eutelsat S.A. has a 22.91% stake in OneWeb;
- ▶ the subsidiary Konnect Africa France has acquired the entirety of Konnect South Africa on 30 July 2021, Konnect Africa Côte d'Ivoire on 20 September 2021 and Konnect Africa RDC's shares, on 9 December 2021 in the context of an intragroup transfer of shares;

- ▶ the subsidiary Eutelsat S.A. acquired the entirety of BB4A Israel's shares on 30 July 2021 in the context of an intragroup transfer of shares;
- ▶ a representation office in Chile has been opened on 13 April 2022.

As of 30 June 2022, the Company directly or indirectly owns 58 subsidiaries or equity interests.

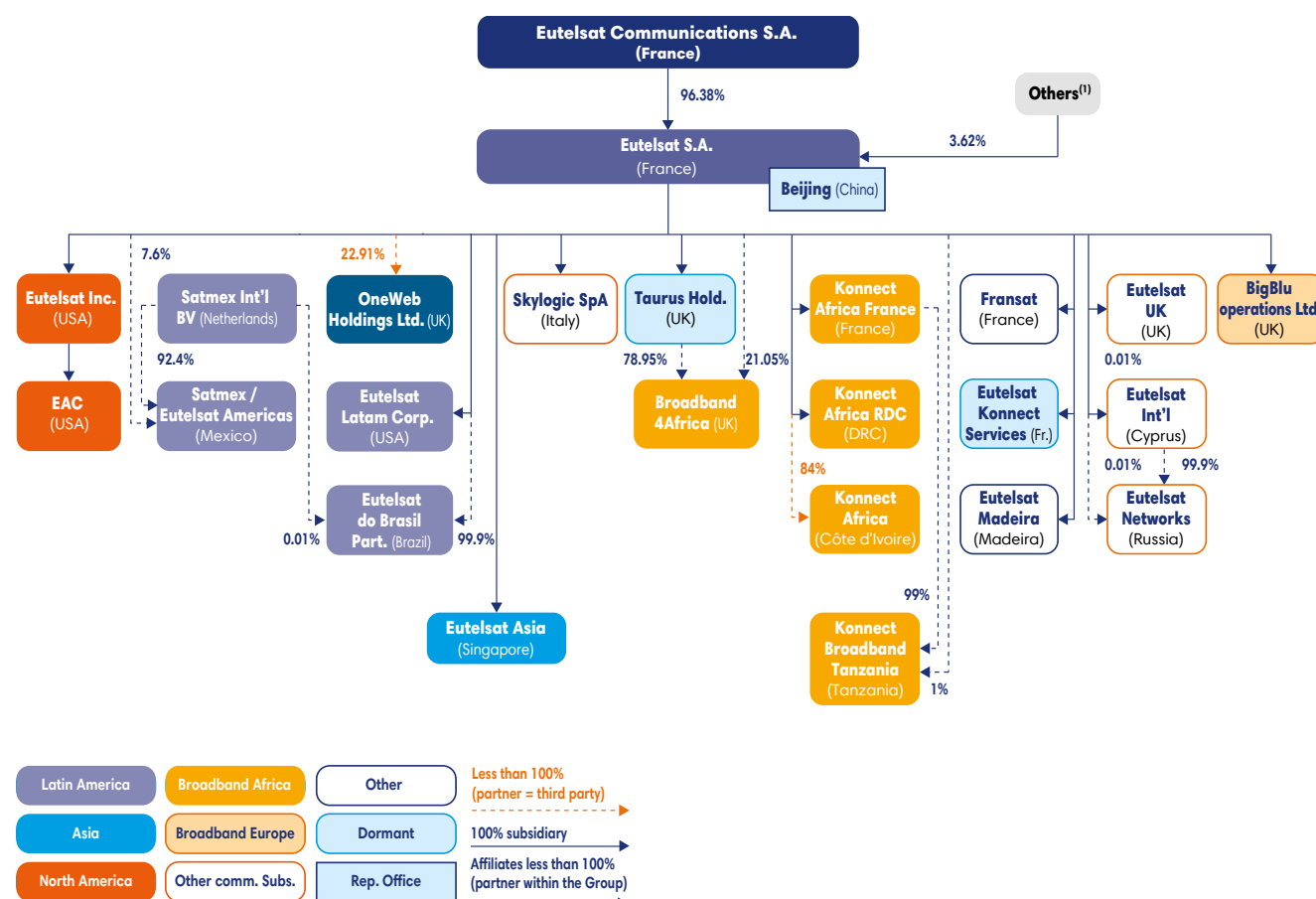
Eutelsat Communications is a holding company, which has no operating activity of its own, other than its direct holding in Eutelsat S.A.

The revenues and results shown for the subsidiaries in Section 6.2 are based on the annual financial statements of the companies concerned

7.4.1 Group simplified organisational chart as of 30 June 2022

The organisational chart below is a simplified organisational chart of the Eutelsat Group as of 30 June 2022. The list of all the companies consolidated by Eutelsat Communications at 30 June 2022 is shown in Note 3 of the Notes to the consolidated financial statements

of Eutelsat Communications in the appendix to this report. The percentages of voting rights are identical to the percentages of capital.



(1) "Others" mainly correspond to the stake of the Russian operator RSCC.

Information on the agreements between the Company and its subsidiaries is provided in Section 7.8 "Related party transactions" of the present document.

7 OTHER INFORMATION

Organisational chart

7.4.2 Main subsidiaries and equity interests

At 30 June 2022, the Group's main operating companies are:

- ▶ Eutelsat S.A. (France) 96.38% directly owned by the Company;
- ▶ Eutelsat Madeira Lda (Madeira), Eutelsat Asia Pte Ltd. (Singapore), Fransat S.A. (France), and Eutelsat International Ltd. (Cyprus) direct subsidiaries wholly owned by Eutelsat S.A.;
- ▶ Eutelsat do Brasil Ltda (Brazil), Eutelsat America Corp. (United States), Satélites Mexicanos, S.A. de C.V. (Mexico) and Eutelsat MENA FZ-LLC (United Arab Emirates), indirect subsidiaries wholly owned by Eutelsat S.A.;
- ▶ BigBlu Operations Ltd. (United Kingdom) directly owned by the Company.

The Group also has several other operating subsidiaries that are responsible for representing Eutelsat in the development of its international activities and to promote its services, but neither their revenues nor their net income are significant.

7.4.2.1 Eutelsat S.A.

Eutelsat S.A. is the Group's main operating company. It is a public limited company with registered office at 32, boulevard Galliéni – 92130 Issy-les-Moulineaux.

Eutelsat S.A.'s revenues and net income

The table below shows Eutelsat S.A.'s consolidated revenues and net income as of 30 June 2022:

(in millions of euros)	30 June 2022
Revenues	1,154.5
Net profit attributable to the Group	282.5

7.4.2.2 Main subsidiaries of Eutelsat S.A.

Eutelsat America Corp. (United States)

Incorporated in November 2006, Eutelsat America Corp. is a promotional and representative subsidiary whose purpose is to distribute Eutelsat S.A.'s satellite capacity on the North American market. It is under proxy and is wholly owned through the subsidiary Eutelsat Inc.

Eutelsat do Madeira Lda (Portugal)

Incorporated in June 2008, Eutelsat Madeira Lda is a direct wholly owned subsidiary of Eutelsat S.A. This company is responsible for marketing the wholly owned satellite capacity on the EUTELSAT 10A satellite in C and Ku-band for the African region and Portuguese-speaking markets and on the EUTELSAT 16A satellite in Ku-band for the African region and Indian Ocean islands. Since 1 July 2014, Eutelsat Madeira Lda has also been marketing Eutelsat S.A.'s satellite capacity on EUTELSAT 3B in C and Ku-band for the Sub-Saharan African region. Eutelsat Madeira Lda also owns a portion of the E8WB satellite.

Eutelsat Asia Pte Ltd. (Singapore)

Incorporated in June 2012, Eutelsat Asia Pte Ltd. is a direct subsidiary wholly owned by Eutelsat S.A. This company owns the EUTELSAT 172B satellite and the EUTELSAT 174A satellite.

Fransat S.A. (France)

Created in 2009, Fransat S.A. is a direct subsidiary wholly owned by Eutelsat S.A. This company is responsible for (i) operating and developing the FRANSAT offer, consisting of a satellite access service to free DTT channels, (ii) promoting this offer to audiovisual service providers with a view to integrating new free channels, and (iii) providing the technical resources for integrating new free or pay-TV channel offers, in addition to access to the FRANSAT offer.

Satélites Mexicanos S.A. de C.V. (Mexico)

Acquired by the Group in January 2014, Satélites Mexicanos, S.A. de C.V. is owned by Eutelsat S.A., both directly and indirectly through Satmex International BV.

The company has been operating since March 2014 under the trade name Eutelsat Americas. It is based in Mexico City and operates three satellites: EUTELSAT 113 WEST A at 113° West, EUTELSAT 115 WEST B and EUTELSAT 117 WEST A at 116.8° West. These satellites cover 90% of the population of the American continent.

Satélites Mexicanos S.A. de C.V. operates and markets the EUTELSAT 65 WEST A satellite, which is also co-owned with Eutelsat do Brasil Ltda. Satélites Mexicanos S.A. de C.V. also operates the EUTELSAT 117 WEST B satellite, which entered into service in January 2017.

Eutelsat do Brasil Ltda (Brazil)

Eutelsat do Brasil Ltda is an indirect wholly-owned subsidiary of Eutelsat S.A. It is wholly owned through the subsidiary Eutelsat do Brasil Participacoes Ltda.

Eutelsat do Brasil Ltda was initially granted landing rights by the Brazilian authorities to provide capacity for the Brazilian market on the EUTELSAT 12 WEST A and EUTELSAT 8 WEST A satellites. Since June 2013, Eutelsat do Brasil Ltda has been additionally granted a licence by the Brazilian telecommunication's regulatory authority for a set of C, Ku and Ka-band frequencies at 65° West. Eutelsat do Brasil Ltda has also entered into a 15-year contract with Hughes, a subsidiary of EchoStar, for the lease of all Ka-band capacity covering Brazil on the EUTELSAT 65 WEST A satellite partly owned by Eutelsat do Brasil Ltda and operational since 1 May 2016.

Eutelsat International (Cyprus)

Subsidiary of the Group, Eutelsat International Ltd. is responsible for marketing Ku-band capacity on the EXPRESS AT1 satellite launched in March 2014 at 56° East.

BigBlu Operations Ltd. (United Kingdom)

Acquired by the Group in November 2020, BigBlu Operations Ltd. is a direct subsidiary wholly owned by Eutelsat S.A. BigBlu Operations Ltd. directly owns eleven subsidiaries across Europe.

The company operates and develops the Broadband offer in Europe and in particular the WE Konnect offer, available on the KONNECT and KONNECT VHTS satellites, consisting of a fixed broadband Internet satellite service.

Eutelsat MENA FZ-LLC (United Arab Emirates)

Eutelsat MENA FZ-LLC is a subsidiary owned through Satmex International B.V. It is notably in charge of marketing video and data capacity for the Middle East region.

The table below shows the revenues and contributing net income of Eutelsat S.A.'s main subsidiaries as of 30 June 2022:

(in millions of euros)	Eutelsat America Corp.	Eutelsat Madeira Lda.	Eutelsat Asia Pte Ltd.	Fransat S.A.	Satélites Mexicanos S.A. de C.V.	Eutelsat do Brasil Ltda	Eutelsat International	BigBlu Operations Ltd.	Eutelsat MENA
Revenues	120.1	35.4	16.5	4.1	84.4	14.6	14.8	4.5	27.3
Group share of net income	1.1	8.0	14.0	0	85.1	(12.2)	4.7	(5.2)	(6.5)

7.4.3 Group cash flow

At the filing date of this document, there are no contractual relationships generating significant cash flow aside from the cash flows generated under the service agreements and centralised cash management agreements signed within the Group. Cash flows

having been the subject of regulated agreements and commitments are presented in the Statutory Auditors' report figuring in Appendix 5 of this document.

The following table summarises relations between the Company and its subsidiaries as of 30 June 2022:

Consolidated items (except dividends) (in millions of euros)	Eutelsat S.A. (sub-group)	Eutelsat Communications	Consolidated total
Non-current assets (incl. goodwill)	5,513.8	973.2	6,487.0
Debt (owed to non-Group entities)	2,633.0	400.0	3,033.0
Cash assets on balance sheet	677.0	3.5	680.5
Cash flow from operating activities	806.8	(5.9)	800.9
Dividends paid to the Company	-	-	-

7.5 Legal and arbitration proceedings

In the course of its business activities, the Group has been involved in legal actions and commercial as well as labour relations disputes. Consequently, the Group exercises its judgement to assess the risks incurred on a case-by-case basis and a provision is recorded to cover an expected outflow of resources. In cases viewed as unsubstantiated or insufficiently argued, no provision is recognised.

Ongoing accounting verification procedures by the French tax authorities are indicated in Note 7.8.2 to the consolidated financial

statements as of 30 June 2021, which can be found in Section 6.2 of this document.

In addition, for the period covering the 2021-22 fiscal year as well as at the date of filing of this document, there are no administrative, legal or arbitration proceedings (including pending or threatened proceedings) that could have or have recently had a material impact on the Group's financial position or profitability.

7.6 Research and development, patents and licenses

When the IGO was operating as an intergovernmental organisation, its strategy was to secure for itself and for its signatories, on conditions that varied in accordance with the use of intellectual property, a free licence for any intellectual property (notably in respect of invention patents and software) developed under contracts financed by the IGO. Its status as an international organisation prevented it from filing patent applications for technologies developed jointly with third parties. At the time of the Transformation on 2 July 2001, all intellectual property developed by the IGO was transferred to Eutelsat S.A., which is now the owner thereof.

As regards trademarks, the IGO had assembled a portfolio prior to July 2001. This portfolio was transferred to Eutelsat S.A. under the contribution agreement.

At the date of this document, the Group owned 44 patent families, two of which are held on a co-ownership basis, one with M.B.I. (Italy) and the other with the public organisation TNO (Netherlands).

At the date of this document, the Group owns 27 trademarks.

The Group did not spend any material amount related to research and development during the financial period ended 30 June 2022.

As of 30 June 2022, patents, licenses, softwares, frequency rights and brands were accounted for as intangible assets for a total amount of 377 million euros.

7.7 Important contracts

7.7.1 Contracts concerning satellites

► Main provisions of satellite procurement and launch contracts

The satellites ordered during the last two financial years are described in Section 1.3 "In-orbit operations" in the paragraph "New orders".

► Main provisions of satellite procurement and launch contracts

The Group is entitled to closely monitor all the tasks carried out as part of these manufacturing contracts, including the design, assembly and testing phases as well as construction. To this end, some engineers of the Group may be assigned to the production site. Such supervision allows the Group to ensure that its high standards concerning quality and its technical specifications are met at all stages of the satellite's construction. Furthermore, by virtue of these procurement contracts, the constructors provide a number of in-orbit support services.

► In-orbit incentive payments

The Group's satellite procurement contracts also contain a provision for in-orbit incentive payments whereby the manufacturer is paid a portion of the procurement cost throughout the estimated contractual life of the satellite on the basis of the satellite's compliance with the technical and contractual specifications.

In the most recent contracts, the Group has agreed to pay the price for the satellite in full, including the amount allocated for incentive payments and the acceptance review at the time the satellite is brought into operation. However, the Group is entitled to reimbursement of part of the sums paid if the satellite does not meet the technical specifications or in the event of malfunction.

Satellite procurement contracts also contain penalty clauses which become applicable in the event of late delivery.

► Launch service contracts

The Group has notably entrusted the launch services for satellites under construction, future satellites or satellites which were launched during the last financial year to Arianespace, Space Exploration Technologies Corp. and Blue Origin.

Under the terms of these launch service contracts, the Group can delay or cancel a launch with or without giving reasons. In the event of a cancellation supported by a reason, the Group is entitled to full reimbursement of any sums paid to the launch service provider.

Furthermore:

- during fiscal year 2020-21, there was no launch;
- during fiscal year 2021-22, the EUTELSAT QUANTUM (July 2021) satellite was launched.

7.7.2 Allotment agreement with third parties

These agreements are described in Section 1.3 "In-orbit operations" of this document.

7.7.3 Financing agreements

The Group has entered into a number of financing agreements it considers significant. These financing agreements, together with the bonds issued by Eutelsat S.A., are described in Section 6.1.3.4 "Changes in debt and the Group's financing structure".

7.8 Related party transactions

7.8.1 Agreements covered by Article L. 225-38 of the Code de commerce

In accordance with the provisions of Article L. 225-38 of the French Commercial Code, the Statutory Auditors are informed for regulated agreements. The disclosures with regard to related party agreements

cited in Article L. 225-38 of the French Code de commerce may be found in the special Statutory Auditors' report on regulated agreements and commitments in the Appendices of this document.

7.8.2 Service agreements within the Group and other conventions

The Company and its subsidiaries maintain contractual relationships linked to the organisation and operations of the Group. These operations mainly relate to the division of common administrative expenses, centralised cash management, the existence of a tax group and the chargeback agreement in the event of share purchases as part of the implementation of the free share allocation plans.

In accordance with Article L. 22-10-12 of the French Commercial Code, an internal procedure evaluating ordinary agreements

(the "Procedure") has been put in place in March 2020 within the Group. Under this procedure, each agreement concluded with Eutelsat Communications and an interested party as defined by the Procedure shall be internally reviewed and might be submitted for opinion to the statutory auditors. These agreements related to the division of common administrative expenses, centralised cash management, and the chargeback agreement in the event of share purchases as part of the implementation of the free share allocation plans has been reviewed in accordance with this Procedure.

7.9 Significant changes in financial and commercial position

None.

7.10 Relations and conflicts of interest within the administrative and management bodies

7.10.1 Relations with the administrative and management bodies

To the best of the Company's knowledge, there are no family ties between the Company's Corporate Officers.

Furthermore, to the Company's knowledge, no Corporate Officer has been the subject of:

- ▶ a conviction for fraud within at least the last five years;
- ▶ bankruptcy, sequestration or liquidation within at least the last five years; and

- ▶ official public charges and/or sanctions handed down by statutory or regulatory authorities within at least the last five years.

Finally, to the best of the Company's knowledge, no Corporate Officer has been barred by a court from acting as a member of an administrative, management or supervisory body of an issuer, or from taking part in the management or running of the affairs of an issuer within at least the last five years.

7.10.2 Conflicts of interest within the administrative and management bodies ...

To the best of the Company's knowledge, at the filing date of this document, there are no potential conflicts of interest between the duties carried out on behalf of the Company by Corporate Officers and their private interests.

1

2

3

4

5

6

7

A

7.11 Statutory Auditors

7.11.1 Statutory Auditors

► Ernst & Young et Autres

Member of the *Compagnie régionale des commissaires aux comptes de Versailles* (Regional Association of Statutory Auditors of Versailles).

1/2, place des Saisons

92400 Courbevoie

Paris-La Défense 1

France

The Combined Ordinary and Extraordinary General Meeting of 4 November 2021, having duly noted the expiry of the term of office of Mazars as Statutory Auditor, appointed the firm of Mazars as Statutory Auditor for a term of six financial years. This term expires at the end of the Ordinary General Meeting approving the financial statements for the Financial Year ending 30 June 2027.

► Mazars

Member of the *Compagnie régionale des commissaires aux comptes de Versailles* (Versailles Regional Association of Statutory Auditors).

61, rue Henri-Regnault

92400 Courbevoie

France

The Combined Ordinary and Extraordinary General Meeting of 4 November 2021 noted the expiry of the term of office of Auditex as alternate auditor at the end of the Ordinary General Meeting called to approve the financial statements for the year ending 30 June 2021. Pursuant to Article 19 of the Company's By-laws and in accordance with Article L. 823-1 of the French Commercial Code, the appointment of an alternate auditor is optional when the principal auditor is not a natural person or a one-person company. Consequently, the General Meeting has decided that the mandate of Auditex as alternate auditor will not be renewed.

7.11.2 Alternate Statutory Auditors

None.

The Combined General Meeting of 4 November 2021 noted the expiry of the term of office of Auditex as alternate auditor at the end of the Ordinary General Meeting called to approve the financial statements for the year ending 30 June 2022. Pursuant to Article 19 of the Company's By-laws and in accordance with Article L. 823-1

of the French Commercial Code, the appointment of an alternate auditor is optional when the principal auditor is not a natural person or a one-person company. Consequently, the General Meeting has decided that the mandate of Auditex as alternate auditor would not be renewed.

7.11.3 Auditor fees

See Section 6.2 "Eutelsat Communications' consolidated financial statements prepared under IFRS for the Financial Year ended 30 June 2021", Note 10 "Statutory Auditors' fees", in the Notes to the consolidated financial statements of Eutelsat Communications for the Financial Year ended 30 June 2021.

7.12 Documents available

For the life of this document, the following documents may be consulted on the Company's website (www.eutelsat.com):

► the latest By-laws of the Company;

► all reports, letters and other documents, evaluations and statements prepared by an expert at the request of the Company, part of which are included in this document.

7.13 Responsible person

7.13.1 Responsible person for the document

Eva Berneke, Chief Executive Officer of Eutelsat Communications.

7.13.2 Certification by the responsible person for the document

I hereby certify that the information contained in this document is, to the best of my knowledge, in accordance with the facts and contains no omission likely to affect its import.

I hereby certify that, to the best of my knowledge, the accounts have been drafted in accordance with the applicable accounting standards and that they constitute a true and fair view of the assets and liabilities, the financial position and results of the Company and the consolidated Group of companies, and that the management report contained in this document presents an accurate picture of

developments in the business, results and financial position of the Company and the consolidated group of companies as well as a description of the main risks and uncertainties that these companies face.

Paris, 7 October 2022

Eva Berneke
Chief Executive Officer

RESPONSIBLE PERSON FOR INFORMATION

Thomas Cardiel

Head of Investor Relations

32, boulevard Gallieni – 92130 Issy-les-Moulineaux

PROVISIONAL TIMETABLE FOR FINANCIAL REPORTING

The following dates are provided for information only and may be changed at any time by the Company:

- ▶ 17 February 2023: Publication of half-year results for the Financial Year 2022-23;
- ▶ 11 May 2023: Publication of third quarter revenues for the Financial Year 2022-23;
- ▶ 2 August 2023: Publication of the full year results for the Financial Year 2022-23.





A Appendix

**A1 VERIFICATION REPORT OF
SOCIAL AND ENVIRONMENTAL
INFORMATION 242**

**A2 STATUTORY AUDITORS' REPORT
ON THE CONSOLIDATED
FINANCIAL STATEMENTS 244**

**A3 STATUTORY AUDITORS' REPORT
ON THE FINANCIAL STATEMENTS 248**

**A4 STATUTORY AUDITORS' REPORT ON
RELATED PARTY AGREEMENTS 252**

**A5 CROSS-REFERENCE TABLE OF
THE ANNUAL FINANCIAL REPORT 254**

**A6 CROSS-REFERENCE TABLE
OF THE 2021-22 UNIVERSAL
REGISTRATION DOCUMENT 255**

G GLOSSARY 258

A1 Verification report of social and environmental information

Report by the independent third-party body, on the consolidated non-financial statement included shown in the Group management report

For the year ended 31 December 2021

This is a free translation into English of the report on the consolidated non-financial statement issued in French by the independent third-party body and is provided solely for the convenience of English speaking readers. This report should be read in conjunction with, and construed in accordance with, French law and professional standards applicable in France.

To the Shareholders,

In our capacity as an independent third party of Eutelsat Communications and accredited by Cofrac (under number n°3-1080, whose scope is available at www.cofrac.fr), we hereby report to you on the consolidated non-financial statement for the year ended 31 December 2021 (hereinafter the "Statement"), included in the Group management report pursuant to the legal and regulatory provisions of Articles L. 225-102-1, R. 225-105 and R. 225-105-1 of the French Commercial Code (*Code de commerce*).

► The entity's responsibility

Pursuant to legal and regulatory requirements, the Executive Board is responsible for preparing the Statement, including a presentation of the business model, a description of the principal non-financial risks, a presentation of the policies implemented considering those risks and the outcomes of said policies, including key performance indicators.

The Statement has been prepared in accordance with the entity's procedures (hereinafter the "Guidelines"), the main elements of which are presented in the Statement.

► Independence and quality control

Our independence is defined by the provisions of Article L. 822-11-3 of the French Commercial Code and the French Code of Ethics (*Code de déontologie*) of our profession. In addition, we have implemented a system of quality control including documented policies and procedures regarding compliance with the ethical requirements, French professional guidance and applicable legal and regulatory requirements.

► Responsibility of the independent third-party body

On the basis of our work, our responsibility is to provide a report expressing a limited assurance conclusion on:

- the compliance of the Statement with the provisions of Article R. 225-105 of the French Commercial Code;
- the fairness of the information provided in accordance with Article R. 225-105 I, 3° of I and II of the French Commercial Code, i.e., the outcomes, including key performance indicators, and the measures implemented considering the principal risks (hereinafter the "Information").

However, it is not our responsibility to comment on:

- the entity's compliance with other applicable legal and regulatory provisions, in particular the French duty of anti-corruption;
- the compliance of products and services with the applicable regulations.

► Nature and scope of our work

The work described below was performed in accordance with the provisions of Articles A. 225-1 *et seq.* of the French Commercial Code determining the conditions in which the independent third party performs its engagement and with the professional guidance of the French Institute of Statutory Auditors ("CNCC") applicable to such engagements, as well as with ISAE 3000 – Assurance engagements other than audits or reviews of historical financial information.

Our procedures allowed us to assess the compliance of the Statement with regulatory provisions and the fairness of the Information:

- we obtained an understanding of all the consolidated entities' activities, the description of the social and environmental risks associated;
- we assessed the suitability of the criteria of the Guidelines with respect to their relevance, completeness, reliability, neutrality and understandability, with due consideration of industry best practices, where appropriate;
- we have verified that the Statement presents the information provided for in II of Article R. 225-105 when it is relevant to the main risks and that it includes, where applicable, an explanation of the reasons justifying the absence of the information required by the second paragraph of III of Article L. 225-102-1;

Verification report of social and environmental information

- ▶ we verified that the Statement presents the business model and the principal risks associated with all the consolidated entities' activities, including where relevant and proportionate, the risks associated with their business relationships, their products or services, as well as their policies, measures and the outcomes thereof, including key performance indicators associated to the principal risks;
- ▶ we referred to documentary sources and conducted interviews to:
 - assess the process used to identify and confirm the principal risks as well as the consistency of the outcomes, including the key performance indicators used, with respect to the principal risks and the policies presented, and
 - corroborate the qualitative information (measures and outcomes) that we considered to be the most important⁽¹⁾;
- ▶ we verified that the Statement covers the scope of consolidation, i.e., all the consolidated entities in accordance with Article L. 233-16 of the French Commercial;
- ▶ we obtained an understanding of internal control and risk management procedures the entity has put in place and assessed the data collection process to ensure the completeness and fairness of the Information;
- ▶ for the key performance indicators and other quantitative outcomes⁽²⁾ that we considered to be the most important, we implemented:
 - analytical procedures to verify the proper consolidation of the data collected and the consistency of any changes in those data,
 - tests of details, using sampling techniques, in order to verify the proper application of the definitions and procedures and reconcile the data with the supporting documents. This work was carried out on a selection of contributing entities⁽³⁾ and covers from 22% to 100% of the consolidated data relating to the key performance indicators and outcomes selected for these tests;
- ▶ we assessed the overall consistency of the Statement based on our knowledge of the entity the consolidated entities.

We believe that the work performed, based on our professional judgement, is sufficient to provide a basis for our limited assurance conclusion; a higher level of assurance would have required us to carry out more extensive procedures.

▶ Means and resources

Our work involved three persons and was conducted between June and July 2022 during a 3-week period.

We were assisted in our work by our specialists in sustainable development and corporate social responsibility. We conducted interviews with people responsible for preparing the Statement.

▶ Conclusion

Based on the procedures performed, nothing has come to our attention that causes us to believe that the non-financial statement is not presented in accordance with the applicable regulatory requirements and that the Information, taken as a whole, is not presented fairly in accordance with the Guidelines, in all material respects.

Neuilly-sur-Seine, 22 July 2022

Original French report signed by:

Independent third-party body

Grant Thornton

French member of Grant Thornton International

Vincent Frambourt
Associé

Bertille Crichton
Associée

(1) **Qualitative information relating to the following sections:** "Circular economy"; "Protection of biodiversity"; "Organisation of work"; "Development of skills"; "Facilitating access to knowledge, a major development issue".

(2) **Quantitative environmental information:** Electricity consumption (including renewable energies); Diesel consumption; Water consumption; metal waste; Paper waste; Cardboard waste; WEEE; Quantity of non-hazardous waste; Coolants; Fuel consumption; Greenhouse gas emissions (scope 1 and 2); Greenhouse gas emissions (scope 1 and 2 and 3 excluding satellite missions); Greenhouse gas emissions (scope 1 and 2 and 3 with satellite missions).

Quantitative social information: "Total workforce and breakdown by gender, age and geographical distribution"; "Hirings and departures on permanent contracts"; "Work-related frequency rate"; "Work-related severity rate"; "Absenteeism rate"; "Number of training hours"; "Number of employees trained".

Quantitative societal information: "Number of World-Check audits"; "Number of internal surveys".

(3) Head office Eutelsat S.A., Eutelsat Téléport-Rambouillet, Eutelsat Téléport Mexique-Iztapalapa, Eutelsat Téléport Mexique-Hermosillo.

A2 Statutory Auditors' report on the consolidated financial statements

This is a translation into English of the Statutory Auditors' report on the consolidated financial statements of the Company issued in French and it is provided solely for the convenience of English-speaking users.

This Statutory Auditors' report includes information required by European regulations and French law, such as the information about the appointment of the Statutory Auditors or verification of the information concerning the Group presented in the management report.

This report should be read in conjunction with, and construed in accordance with, French law and professional auditing standards applicable in France.

To the Annual General Meeting of Eutelsat Communications,

► Opinion

In compliance with the engagement entrusted to us by your Annual General Meetings, we have audited the accompanying consolidated financial statements of Eutelsat Communications for the year ended 30 June 2022.

In our opinion, the consolidated financial statements give a true and fair view of the assets and liabilities and of the financial position of the Group as at 30 June 2022 and of the results of its operations for the year then ended in accordance with International Financial Reporting Standards as adopted by the European Union.

The audit opinion expressed above is consistent with our report to the Audit Committee.

► Basis for Opinion

Audit Framework

We conducted our audit in accordance with professional standards applicable in France. We believe that the audit evidence we have obtained is sufficient and appropriate to provide a basis for our opinion.

Our responsibilities under those standards are further described in the Statutory Auditors' Responsibilities for the Audit of the Consolidated Financial Statements section of our report.

Independence

We conducted our audit engagement in compliance with the independence requirements of the French Commercial Code (*Code de commerce*) and the French Code of Ethics for Statutory Auditors (*Code de déontologie de la profession de Commissaire aux comptes*) for the period from 1 July 2021 to the date of our report and specifically we did not provide any prohibited non-audit services referred to in Article 5(1) of Regulation (EU) no. 537/2014.

► Justification of Assessments – Key Audit Matters

In accordance with the requirements of Articles L. 823-9 and R. 823-7 of the French Commercial Code (*Code de commerce*) relating to the justification of our assessments, we inform you of the key audit matters relating to risks of material misstatement that, in our professional judgment, were of most significance in our audit of the consolidated financial statements of the current period, as well as how we addressed those risks.

These matters were addressed in the context of our audit of the consolidated financial statements as a whole and in forming our opinion thereon, and we do not provide a separate opinion on specific items of the consolidated financial statements.

Statutory Auditors' report on the consolidated financial statements

Valuation of fixed assets and useful life of satellites

Risk identified

As at 30 June 2022, your Company's tangible and intangible assets amounted to 5.8 billion euros and investments in equity-accounted companies amounted to 0.6 billion euros, compared to a total balance sheet of 7.6 billion euros. This fixed asset consists mainly of goodwill and customer contracts and associated relationships accounted for in the context of business combinations, satellites in orbit or under construction, right of use and ground equipment as well as investments of the Group in consolidated companies recognized on an equity basis.

Goodwill is monitored at the sole operating segment level of the Company. Cash-generating units correspond to the orbital positions, carrying one or more satellites, as well as customer contracts and associated relationships.

Notes 7.1.1, 7.1.2, 7.1.3 and 7.1.4 to the consolidated financial statements describe the methods used to measure goodwill, to amortize customer contracts and associated relationships, the methods used for in-orbit satellites, and used to perform impairment tests of these assets.

Note 7.2 to the consolidated financial statement describes the procedures to recognize assets accounted on equity basis.

We considered that the valuation of these assets and the determination of the depreciation period of satellites in orbit are the key audit matters due to (i) their significance in the Group's financial statements, (ii) the estimates necessary to determine the expected useful life of the satellites and the operating cash flow horizon based on technical assessments, (iii) the judgment required to determine the cash-generating units, and (iv) the estimates and assumptions used to determine their recoverable value, most often based on discounted cash flow forecasts whose achievement is inherently uncertain.

Our response

We considered:

- ▶ the work performed by your Group to determine the useful life of the satellites and the consistency of the useful life used with the available technical data;
- ▶ the procedures for implementing these impairment tests, in particular the determination of the cash-generating units;
- ▶ the methods used to estimate recoverable values of goodwill and the other assets of cash-generating units.

Particular attention was paid to the impairment tests of (i) goodwill and (ii) cash-generating units for which the carrying value is close to the estimated recoverable amount and to those with a limited performance history given the recent launches of satellites.

We also assessed the main estimates used by Management to prepare cash flow forecasts based on available information, including market prospects, order books and past performances. We assessed the relevance of the discount rates and long-term growth rates used, with the assistance of our financial valuation experts, and carried out sensitivity tests on the recoverable values determined by Management.

We also assessed the appropriateness of the information in Notes 7.1.1, 7.1.2, 7.1.3, 7.1.4 and 7.2 to the consolidated financial statements.

Revenue recognition and allowance for bad debt

Risk identified

As at 30 June 2022, your Group's revenue amounted to 1.2 billion euros and trade receivables and contract assets recorded in the Group's balance sheet amounted to 0.3 billion euros. The Group deals with multiple customers in France and abroad. Revenue mainly derives from contracts with customers for the provision of satellite capacity services. Contracts generally cover periods ranging from several months to several years.

We considered that revenue recognition and the determination of allowance for bad debt and assets on customer contracts are the key audit matters due to their significance in your Group's financial statements, the diversity and volume of contracts between the Group and its customers, and the judgment required to assess the recoverability of trade receivables throughout the duration of the contracts.

Our response

Notes 6.1 and 7.3 to the consolidated financial statements describe the method for revenue recognition and the valuation method for trade receivable.

Our audit approach related to revenue recognition and allowance for bad debt includes both internal control testing and substantive procedures on the accounts themselves.

Our work on internal controls focused on contracting, billing, the collection of receivables and revenue recognition. We considered the procedures implemented by your Group and tested identified key controls. In addition, we involved team members specialized in information systems in order to assess certain general IT and application controls over data integrated in the IT system and used for revenue recognition.

Our substantive procedures, related to revenue recognition and to allowance for bad debt, notably consisted in:

- ▶ analyzing the contractual clauses on a sample of contracts, in particular the most significant new contracts of the period and the specific transactions, in order to analyze the accounting treatment applicable;
- ▶ assessing the assumptions used for revenue recognition;
- ▶ examining, with Management, the reasons for late payment of certain customers and the forecasted collection of receivables in the context of the Ukrainian crisis by considering, in particular, factors such as security deposits, negotiated payment plans, payment history and ongoing business relationships between these customers and your Group;
- ▶ verifying the calculation of the allowance for bad debt and its compliance with your Group's methodology.

Finally, we assessed the appropriateness of the information provided in Notes 6.1 and 7.3 to the consolidated financial statements.

A APPENDIX

Statutory Auditors' report on the consolidated financial statements

► Specific Verifications

We have also performed, in accordance with professional standards applicable in France, the specific verifications required by laws and regulations of the information relating to the Group given in the Board of Directors' management report.

We have no matters to report as to its fair presentation and its consistency with the consolidated financial statements.

We attest that the consolidated non-financial statement required by Article L. 225-102-1 of the French Commercial Code (*Code de commerce*) is included in the information relating to the Group given in the management report, it being specified that, in accordance with Article L. 823-10 of said Code, we have verified neither the fair presentation nor the consistency with the consolidated financial statements of the information contained therein. This information should be reported on by an independent third party.

► Report on Other Legal and Regulatory Requirements

Format of preparation of the consolidated financial statements intended to be included in the annual financial report

We have also verified, in accordance with the professional standard applicable in France relating to the procedures performed by Statutory Auditors regarding the annual and consolidated financial statements prepared in the European single electronic format, that the preparation of the consolidated financial statements intended to be included in the annual financial report mentioned in Article L. 451-1-2, I of the French Monetary and Financial Code (*Code monétaire et financier*), prepared under the CEO's responsibility, complies with the single electronic format defined in Commission Delegated Regulation (EU) no. 2019/815 of 17 December 2018. Regarding consolidated financial statements, our work includes verifying that the tagging thereof complies with the format defined in the above-mentioned regulation.

On the basis of our work, we conclude that the preparation of the consolidated financial statements intended to be included in the annual financial report complies, in all material respects, with the European single electronic format.

We have no responsibility to verify that the consolidated financial statements that will ultimately be included by your Company in the annual financial report filed with the AMF (*Autorité des marchés financiers*) agree with those on which we have performed our work.

Appointment of the Statutory Auditors

We were appointed as Statutory Auditors of Eutelsat Communications by your annual general meetings held on 20 July 2005 for Mazars and on 10 November 2009 for Ernst & Young et Autres.

As at 30 June 2022, Mazars and Ernst & Young et Autres were in the seventeenth and thirteenth year of total uninterrupted engagement respectively.

Previously, Ernst & Young Audit has been Statutory Auditor since 2005.

► Responsibilities of Management and Those Charged with Governance for the Consolidated Financial Statements

Management is responsible for the preparation and fair presentation of the consolidated financial statements in accordance with International Financial Reporting Standards as adopted by the European Union and for such internal control as Management determines is necessary to enable the preparation of consolidated financial statements that are free from material misstatement, whether due to fraud or error.

In preparing the consolidated financial statements, Management is responsible for assessing the Company's ability to continue as a going concern, disclosing, as applicable, matters related to going concern and using the going concern basis of accounting unless it is expected to liquidate the Company or to cease operations.

The Audit Committee is responsible for monitoring the financial reporting process and the effectiveness of internal control and risk management systems and where applicable, its internal audit, regarding the accounting and financial reporting procedures.

The consolidated financial statements were approved by the Board of Directors.

► Statutory Auditors' Responsibilities for the Audit of the Consolidated Financial Statements

Objectives and audit approach

Our role is to issue a report on the consolidated financial statements. Our objective is to obtain reasonable assurance about whether the consolidated financial statements as a whole are free from material misstatement. Reasonable assurance is a high level of assurance, but is not a guarantee that an audit conducted in accordance with professional standards will always detect a material misstatement when it exists. Misstatements can arise from fraud or error and are considered material if, individually or in the aggregate, they could reasonably be expected to influence the economic decisions of users made on the basis of these consolidated financial statements.

As specified in Article L. 823-10-1 of the French Commercial Code (*Code de commerce*), our statutory audit does not include assurance on the viability of the Company or the quality of management of the affairs of the Company.

Statutory Auditors' report on the consolidated financial statements

As part of an audit conducted in accordance with professional standards applicable in France, the Statutory Auditor exercises professional judgment throughout the audit and furthermore:

- ▶ identifies and assesses the risks of material misstatement of the consolidated financial statements, whether due to fraud or error, designs and performs audit procedures responsive to those risks, and obtains audit evidence considered to be sufficient and appropriate to provide a basis for his opinion. The risk of not detecting a material misstatement resulting from fraud is higher than for one resulting from error, as fraud may involve collusion, forgery, intentional omissions, misrepresentations, or the override of internal control;
- ▶ obtains an understanding of internal control relevant to the audit in order to design audit procedures that are appropriate in the circumstances, but not for the purpose of expressing an opinion on the effectiveness of the internal control;
- ▶ evaluates the appropriateness of accounting policies used and the reasonableness of accounting estimates and related disclosures made by Management in the consolidated financial statements;
- ▶ assesses the appropriateness of Management's use of the going concern basis of accounting and, based on the audit evidence obtained, whether a material uncertainty exists related to events or conditions that may cast significant doubt on the Company's ability to continue as a going concern. This assessment is based on the audit evidence obtained up to the date of his audit report. However, future events or conditions may cause the Company to cease to continue as a going concern. If the Statutory Auditor concludes that a material uncertainty exists, there is a requirement to draw attention in the audit report to the related disclosures in the consolidated financial statements or, if such disclosures are not provided or inadequate, to modify the opinion expressed therein;
- ▶ evaluates the overall presentation of the consolidated financial statements and assesses whether these statements represent the underlying transactions and events in a manner that achieves fair presentation;
- ▶ obtains sufficient appropriate audit evidence regarding the financial information of the entities or business activities within the Group to express an opinion on the consolidated financial statements. The Statutory Auditor is responsible for the direction, supervision and performance of the audit of the consolidated financial statements and for the opinion expressed on these consolidated financial statements.

Report to the Audit Committee

We submit to the Audit Committee a report which includes in particular a description of the scope of the audit and the audit program implemented, as well as the results of our audit. We also report significant deficiencies, if any, in internal control regarding the accounting and financial reporting procedures that we have identified.

Our report to the Audit Committee includes the risks of material misstatement that, in our professional judgment, were of most significance in the audit of the consolidated financial statements of the current period and which are therefore the key audit matters that we are required to describe in this report.

We also provide the Audit Committee with the declaration provided for in Article 6 of Regulation (EU) no. 537/2014, confirming our independence within the meaning of the rules applicable in France as set out in particular in Articles L. 822-10 to L. 822-14 of the French Commercial Code (*Code de commerce*) and in the French Code of Ethics for Statutory Auditors (*Code de déontologie de la profession de Commissaire aux comptes*). Where appropriate, we discuss with the Audit Committee the risks that may reasonably be thought to bear on our independence, and the related safeguards.

Paris-La Défense, 29 September 2022

The Statutory Auditors

French original signed by

Mazars

Ernst & Young et Autres

Achour Messas

Nicolas Macé

A3 Statutory Auditors' report on the financial statements

This is a translation into English of the Statutory Auditors' report on the financial statements of the Company issued in French and it is provided solely for the convenience of English-speaking users.

This Statutory Auditors' report includes information required by European regulations and French law, such as information about the appointment of the Statutory Auditors or the verification of the management report and the other documents provided to the shareholders.

This report should be read in conjunction with, and construed in accordance with, French law and professional auditing standards applicable in France.

To the Annual General Meeting of Eutelsat Communications,

► Opinion

In compliance with the engagement entrusted to us by your Annual General Meetings, we have audited the accompanying financial statements of Eutelsat Communications for the year ended 30 June 2022.

In our opinion, the financial statements give a true and fair view of the assets and liabilities and of the financial position of the Company as at 30 June 2022 and of the results of its operations for the year then ended in accordance with French accounting principles.

The audit opinion expressed above is consistent with our report to the Audit Committee.

► Basis for Opinion

Audit Framework

We conducted our audit in accordance with professional standards applicable in France. We believe that the audit evidence we have obtained is sufficient and appropriate to provide a basis for our opinion.

Our responsibilities under those standards are further described in the Statutory Auditors' Responsibilities for the Audit of the Financial Statements section of our report.

Independence

We conducted our audit engagement in compliance with the independence requirements of the French Commercial Code (*Code de commerce*) and the French Code of Ethics for Statutory Auditors (*Code de déontologie de la profession de commissaire aux comptes*) for the period from 1 July 2021 to the date of our report, and specifically we did not provide any prohibited non-audit services referred to in Article 5(1) of Regulation (EU) no. 537/2014.

► Justification of Assessments – Key Audit Matters

In accordance with the requirements of Articles L. 823-9 and R. 823-7 of the French Commercial Code (*Code de commerce*) relating to the justification of our assessments, we inform you of the key audit matters relating to risks of material misstatement that, in our professional judgment, were of most significance in our audit of the financial statements of the current period, as well as how we addressed those risks.

These matters were addressed in the context of our audit of the financial statements as a whole and in forming our opinion thereon, and we do not provide a separate opinion on specific items of the financial statements.

Valuation of equity investments

Risk identified

As at 30 June 2022, equity investments amounted to 2.9 billion euros, compared to a balance sheet total of 3 billion euros. This amount corresponds to your Company's equity investment in Eutelsat S.A.

Your Company recognizes an impairment charge if the value in use of the investments held is less than their carrying amount.

As indicated in Note 4.1 to the financial statements, the value in use of Eutelsat S.A.'s equity investments as at 30 June 2022, was determined on the basis of a valuation of the Eutelsat Group based on future cash flows.

We considered that the valuation of equity investments was a key audit matter given their significant contribution in your Company's financial statements and the judgment required to estimate the value in use.

Our response

As part of our audit of the financial statements, our work consisted in particular in:

- ▶ reading the assessment carried out by the Company to determine the value in use of Eutelsat S.A.'s equity investments, the methods used and underlying assumptions;
- ▶ assessing the main estimates retained by Management to establish the cash flow forecasts used to determine the value in use of Eutelsat S.A.'s equity investments in, in particular by assessing the consistency of these assumptions with historical and current data and the economic environment in which the Group operates.

We also assessed the relevance of the discount and long-term growth rates selected and carried out sensitivity tests.

Finally, we assessed the appropriateness of disclosures made under Notes 2.3 and 4.1 to the financial statements.

▶ Specific Verifications

We have also performed, in accordance with professional standards applicable in France, the specific verifications required by laws and regulations.

Information given in the management report and in the other documents with respect to the financial position and the financial statements provided to the shareholders

We have no matters to report as to the fair presentation and the consistency with the financial statements of the information given in the Board of Directors' management report and in the other documents with respect to the financial position and the financial statements provided to the shareholders.

We attest the fair presentation and the consistency with the financial statements of the information relating to payment deadlines mentioned in Article D. 441 -6 of the French Commercial Code (*Code de commerce*).

Information relating to Corporate Governance

We attest that the section of the Board of Directors' management report on corporate governance sets out the information required by Articles L. 225-37-4, L. 22-10-10 and L. 22-10-9 of the French Commercial Code (*Code de commerce*).

Concerning the information given in accordance with the requirements of Article L. 22-10-9 of the French Commercial Code (*Code de commerce*) relating to the remuneration and benefits received by, or allocated to the directors and any other commitments made in their favor, we have verified its consistency with the financial statements, or with the underlying information used to prepare these financial statements and, where applicable, with the information obtained by your Company from companies controlled thereby, included in the consolidation scope. Based on these procedures, we attest the accuracy and fair presentation of this information.

With respect to the information relating to items that your Company considered likely to have an impact in the event of a takeover bid or exchange offer, provided pursuant to Article L. 22-10-11 of the French Commercial Code (*Code de commerce*), we have agreed this information to the source documents communicated to us. Based on these procedures, we have no observations to make on this information.

Other information

In accordance with French law, we have verified that the required information concerning the purchase of investments and controlling interests and the identity of the shareholders and holders of voting rights has been properly disclosed in the management report.

1

2

3

4

5

6

7

A

► Report on Other Legal and Regulatory Requirements

Format of preparation of the financial statements intended to be included in the annual financial report

We have also verified, in accordance with the professional standard applicable in France relating to the procedures performed by Statutory Auditors regarding the annual and consolidated financial statements prepared in the European single electronic format, that the preparation of the financial statements intended to be included in the annual financial report mentioned in Article L. 451-1-2, I of the French Monetary and Financial Code (*Code monétaire et financier*), prepared under the Chief Executive Officer's responsibility, complies with the single electronic format defined in Commission Delegated Regulation (EU) no. 2019/815 of 17 December 2018.

On the basis of our work, we conclude that the preparation of the financial statements intended to be included in the annual financial report complies, in all material respects, with the European single electronic format.

We have no responsibility to verify that the financial statements that will ultimately be included by your Company in the annual financial report filed with the AMF (*Autorité des marchés financiers*) agree with those on which we have performed our work.

Appointment of the Statutory Auditors

We were appointed as Statutory Auditors of Eutelsat Communications by the annual general meetings held on 10 November 2009 for Ernst & Young et Autres and on 20 July 2005 for Mazars.

As at 30 June 2022, Ernst & Young et Autres was in the thirteenth year of total uninterrupted engagement and Mazars in the seventeenth year, including seventeen years since the securities of the Company were admitted to trading on a regulated market.

Previously, Ernst & Young Audit had been Statutory Auditor since 2005.

► Responsibilities of Management and Those Charged with Governance for the Financial Statements

Management is responsible for the preparation and fair presentation of the financial statements in accordance with French accounting principles and for such internal control as Management determines is necessary to enable the preparation of financial statements that are free from material misstatement, whether due to fraud or error.

In preparing the financial statements, Management is responsible for assessing the Company's ability to continue as a going concern, disclosing, as applicable, matters related to going concern and using the going concern basis of accounting unless it is expected to liquidate the Company or to cease operations.

The Audit Committee is responsible for monitoring the financial reporting process and the effectiveness of internal control and risk management systems and where applicable, its internal audit, regarding the accounting and financial reporting procedures.

The financial statements were approved by the Board of Directors.

► Statutory Auditors' Responsibilities for the Audit of the Financial Statements

Objectives and audit approach

Our role is to issue a report on the financial statements. Our objective is to obtain reasonable assurance about whether the financial statements as a whole are free from material misstatement. Reasonable assurance is a high level of assurance, but is not a guarantee that an audit conducted in accordance with professional standards will always detect a material misstatement when it exists. Misstatements can arise from fraud or error and are considered material if, individually or in the aggregate, they could reasonably be expected to influence the economic decisions of users made on the basis of these financial statements.

As specified in Article L. 823-10-1 of the French Commercial Code (*Code de commerce*), our statutory audit does not include assurance on the viability of the Company or the quality of management of the affairs of the Company.

As part of an audit conducted in accordance with professional standards applicable in France, the Statutory Auditor exercises professional judgment throughout the audit and furthermore:

- identifies and assesses the risks of material misstatement of the financial statements, whether due to fraud or error, designs and performs audit procedures responsive to those risks, and obtains audit evidence considered to be sufficient and appropriate to provide a basis for his opinion. The risk of not detecting a material misstatement resulting from fraud is higher than for one resulting from error, as fraud may involve collusion, forgery, intentional omissions, misrepresentations, or the override of internal control;
- obtains an understanding of internal control relevant to the audit in order to design audit procedures that are appropriate in the circumstances, but not for the purpose of expressing an opinion on the effectiveness of the internal control;
- evaluates the appropriateness of accounting policies used and the reasonableness of accounting estimates and related disclosures made by Management in the financial statements;

Statutory Auditors' report on the financial statements

- ▶ assesses the appropriateness of Management's use of the going concern basis of accounting and, based on the audit evidence obtained, whether a material uncertainty exists related to events or conditions that may cast significant doubt on the Company's ability to continue as a going concern. This assessment is based on the audit evidence obtained up to the date of his audit report. However, future events or conditions may cause the Company to cease to continue as a going concern. If the Statutory Auditor concludes that a material uncertainty exists, there is a requirement to draw attention in the audit report to the related disclosures in the financial statements or, if such disclosures are not provided or inadequate, to modify the opinion expressed therein;
- ▶ evaluates the overall presentation of the financial statements and assesses whether these statements represent the underlying transactions and events in a manner that achieves fair presentation.

Report to the Audit Committee

We submit to the Audit Committee a report which includes in particular a description of the scope of the audit and the audit program implemented, as well as the results of our audit. We also report significant deficiencies, if any, in internal control regarding the accounting and financial reporting procedures that we have identified.

Our report to the Audit Committee includes the risks of material misstatement that, in our professional judgment, were of most significance in the audit of the financial statements of the current period and which are therefore the key audit matters that we are required to describe in this report.

We also provide the Audit Committee with the declaration provided for in Article 6 of Regulation (EU) no. 537/2014, confirming our independence within the meaning of the rules applicable in France as set out in particular in Articles L. 822-10 to L. 822-14 of the French Commercial Code (*Code de commerce*) and in the French Code of Ethics for Statutory Auditors (*Code de déontologie de la profession de Commissaire aux comptes*). Where appropriate, we discuss with the Audit Committee the risks that may reasonably be thought to bear on our independence, and the related safeguards.

Paris-La Défense, 29 September 2022

The Statutory Auditors

French original signed by

Mazars

Achour Messas

Ernst & Young et Autres

Nicolas Macé

1

2

3

4

5

6

7

A

A4 Statutory Auditors' report on related party agreements

Annual General Meeting held to approve the financial statements for the year ended 30 June 2022

This is a free translation into English of a report issued in French and it is provided solely for the convenience of English-speaking users. This report should be read in conjunction with, and construed in accordance with, French law and professional guidance issued by the French Institute of Statutory Auditors (Compagnie nationale des Commissaires aux comptes) applicable in France.

To the Annual General Meeting of Eutelsat Communications,

In our capacity as Statutory Auditors of your Company, we hereby present to you our report on related party agreements.

We are required to inform you, on the basis of the information provided to us, of the terms and conditions of those agreements indicated to us, or that we may have identified in the performance of our engagement, as well as the reasons justifying why they benefit the Company. We are not required to give our opinion as to whether they are beneficial or appropriate or to ascertain the existence of other agreements and commitments. It is your responsibility, in accordance with Article R. 225-31 of the French Commercial Code (*Code de commerce*), to assess the relevance of these agreements and commitments prior to their approval.

We are also required, where applicable, to inform you in accordance with Article R. 225-31 of the French Commercial Code (*Code de commerce*) of the continuation of the implementation, during the year ended 30 June 2022, of the agreements previously approved by the Annual General Meeting.

We performed those procedures which we deemed necessary in compliance with professional guidance issued by the French Institute of Statutory Auditors (*Compagnie nationale des Commissaires aux comptes*) relating to this type of engagement. These procedures consisted in verifying the consistency of the information provided to us with the relevant source documents.

► Agreements and commitments submitted for approval to the Annual General Meeting

We hereby inform you that we have not been notified of any agreements authorized during the year ended 30 June 2022, to be submitted to the Annual General Meeting for approval in accordance with Article L. 225-38 of the French Commercial Code (*Code de commerce*).

► Agreements previously approved by the Annual General Meeting

In accordance with Article R. 225-30 of the French Commercial Code (*Code de commerce*), we have been notified that the implementation of the following agreements, which were approved by the Annual General Meeting in prior years, continued during the year ended 30 June 2022.

With Eutelsat S.A., Eutelsat Konnect Services, Fransat S.A. and Konnect Africa France

Persons concerned

Legal entity that has Executives in common with your Company:

- Eutelsat S.A.

Legal entities or private persons that are common Executives of the companies listed above:

- Mr. Dominique D'Hinnin, Eutelsat Communications and Eutelsat S.A. Chairman of the Board of Directors;
- Bpifrance Investissement, represented by Mr. Paul-François Fournier, Board member of Eutelsat Communications and Eutelsat S.A.;
- Bpifrance Participations, represented by Mrs. Stéphanie Frachet (Until 29 May 2022) and Mr. Samuel Dalens (From 30 May 2022), Board member of Eutelsat Communications and Eutelsat S.A.;
- Mrs. Eva Berneke, Eutelsat Communications and Eutelsat S.A. Chief Executive Officer and Board member since 1 January 2022;
- The Fonds Stratégique de Participations represented by Mrs Agnès Audier, Board member of Eutelsat Communications and Eutelsat S.A.;
- Mrs Esther Gaide, Board member of Eutelsat Communications and Eutelsat S.A.;
- Mr. Rodolphe Belmer, Eutelsat Communications and Eutelsat S.A. Chief Executive Officer and Board member until 31 December 2021;
- Mr. Michel Azibert, Eutelsat Communications and Eutelsat S.A. Deputy CEO.

Statutory Auditors' report on related party agreements

Nature and purpose

Tax Consolidation Agreement.

Conditions

The tax consolidation agreement approved by the Board of Directors on 29 June 2007, and dated 2 July 2007, continued over the year ended 30 June 2022.

In accordance with this agreement, your Company recognized a tax income in the amount of 35,591,007 euros during the year ended 30 June 2022.

The Statutory Auditors
Paris-La Défense, 30 September 2022

French original signed by

Mazars
Achour Messas

Ernst & Young et Autres
Nicolas Macé

1

2

3

4

5

6

7

A

A5 Cross-reference table of the annual financial report

This document incorporates all information required for the annual financial report as mentioned in Article L. 451-1-2 of the French Monetary and Financial Code and in Article 222-3 of the General Regulations of the *Autorité des marchés financiers* (French financial markets regulator, AMF).

The documents mentioned in Article 222-3 of the AMF General Regulations and the corresponding sections in this Universal Registration Document are as follows:

► AMF's General Regulations – Article 222-3

No. section	Universal Registration Document Reference	Page
1. Annual financial statements of Eutelsat Communications	Section 6.3	209
2. Consolidated financial statements of the Eutelsat Group	Section 6.2	169
3. Management report		
Review of business trends, financial position and earnings	Chapter 1	7
	Section 1.1	8
	Section 1.2	18
	Section 6.1	156
Indications concerning the use of financial instruments by the business	Section 4.6.4	125
	Section 6.1.3	162
Description of the main risks and uncertainties	Chapter 4	119
Factors likely to have an influence in the event of a public offer	Section 2.3.9.2	58
Purchase and sale of treasury shares	Section 7.1.2.3	223
Summary table of delegations of powers currently valid	Section 7.1.2.5	224
4. Certification of the person responsible for the annual financial report	Section 7.13.2	239
5. Statutory Auditors' report on the annual financial statements	Appendix 3	248
6. Statutory Auditors' report on the consolidated financial statements	Appendix 2	244

A6 Cross-reference table of the 2021-22 Universal Registration Document

The following concordance table identifies the information required by Annexes 1 and 2 of Delegated Regulation (EC) No. 2019/980 of 14 March 2019 in accordance with the schedule to the URD:

Annexes 1 and 2 of Commission Delegated Regulation (E.U.) No. 2019/980 of 14 March 2019		Section of URD	Page
1.	Persons responsible, information from third parties, expert reports and approval by the competent authority		
1.1.	Identity of the persons responsible	7.13.1	239
1.2.	Declaration of the persons responsible	7.13.2	239
1.3.	Name, address, qualifications and potential interests of persons acting as experts	N/A	
1.4.	Certificate relating to information from a third party	N/A	
1.5.	Declaration without prior approval from the competent authority	Inside back cover	
2.	Statutory Auditors		
2.1.	Identity of the Statutory Auditors	7.11.1	238
2.2.	Possible changes	N/A	
3.	Risk factors	4	119
4.	Information about the issuer		
4.1.	Company name and trade name of the issuer	7.1.1.1	222
4.2.	Place, registration number and LEI of the issuer	7.1.1.2	222
4.3.	Date of incorporation and term of the issuer	7.1.1.3	222
4.4.	Registered office and legal form of the issuer, legislation governing the activities, country of origin, address and telephone number of the registered office, website with a warning	7.1.1.4	222
5.	Overview of the activities		
5.1.	Main activities	1.2.1	18
5.1.1.	Nature of the operations	1.2.1	18
5.1.2.	Important new products and services	1.2.3.2	26
5.2.	Main markets	1.2.2	20
5.3.	Important events	1.1	8
5.4.	Strategy and objectives	1.1, 1.2.3	8, 25
5.5.	Dependence of the issuer on patents, licenses, contracts and manufacturing processes	4.2, 7.6, 7.7.1	123, 235, 204
5.6.	Statement on the competitive position	1.2.2.1	20
5.7.	Investments		
5.7.1.	Significant investments made	1.3	28
5.7.2.	Main ongoing or future investments of the issuer for which its management bodies have already made firm commitments and financing methods	1.3	28
5.7.3.	Joint ventures and commitments in which the issuer holds a significant proportion of the capital	N/A	
5.7.4.	Environmental issues	3.4	100
6.	Organisational structure		
6.1.	Brief description of the Group	7.4.1	233
6.2.	List of significant subsidiaries	7.4.2	234
7.	Review of the financial position and profit or loss		
7.1.	Financial position		
7.1.1.	Evolution of the results and financial position including key performance indicators of a financial and, where applicable, non-financial nature	6.1	156

**Annexes 1 and 2 of Commission Delegated Regulation (E.U.)
No. 2019/980 of 14 March 2019**

	Section of URD	Page
7.1.2. Future development forecasts and research and development activities	7.6	235
7.2. Operating results		
7.2.1. Significant factors, unusual, infrequent events or new developments	6.1.2	157
7.2.2. Reasons for significant changes in net sales or revenues	6.1.2	157
8. Cash and capital resources		
8.1. Information on capital	6.1.3.1, 6.2	162, 169
8.2. Cash flow	6.1.3.3	163
8.3. Financing needs and financing structure	6.1.3.4	164
8.4. Restrictions on the use of capital	N/A	
8.5. Expected sources of funding	6.1.3.4	164
9. Regulatory environment		
9.1. Description of the regulatory environment and any administrative, economic, budgetary, monetary or political measures or factors	5	139
10. Information on trends		
10.1. Description of the main trends and any significant changes in the Group's financial performance since the end of the last financial year	1.1	8
10.2. Events likely to have a material impact on the outlook	1.1	8
11. Profit forecasts or estimates		
11.1. Published profit forecasts or estimates	1.1	9
11.2. Statement setting out the main assumptions for the forecasts	1.1	9
11.3. Statement of comparability with historical financial information and compliance with accounting policies	N/A	
12. Administrative, management and supervisory bodies and general management		
12.1. Information concerning members	2.1, 2.2	36, 48
Name, business address and position	2.1, 2.2	36, 48
Nature of any existing family relationship	7.10	237
Expertise and experience	2.1, 2.2	36, 48
Statement of non-conviction	7.10.1	237
12.2. Conflicts of interest	2.3.4, 7.10.2	52, 237
13. Compensation and benefits		
13.1. Compensation paid and benefits in kind	2.4	58
13.2. Provisions for pensions and retirement benefits	Notes to the consolidated financial statements No. 7.7.1 and 7.7.2	204, 205
14. Operation of the administrative and management bodies		
14.1. Expiry date of terms of office	2.1, 2.2	36, 48
14.2. Service contracts between members of the administrative, management or supervisory bodies and the issuer	2.3.4	52
14.3. Information on the audit committees and the compensation committee	2.3.8	55
14.4. Declaration of compliance with the corporate governance regime in force	2.3.1	51
14.5. Potential significant impacts on corporate governance	2.1, 2.3.4	36, 52
15. Employees		
15.1. Number of employees	3.5.5.1	105
15.2. Shareholdings and stock options	2.4	58
15.3. Agreement providing for employee holdings in the capital	N/A	
16. Main shareholders		
16.1. Shareholders holding more than 5% of the share capital on the date of the registration document	7.3.1	230
16.2. Existence of various voting rights	7.3.1	230
16.3. Direct or indirect control	7.3.1	230
16.4. Agreements whose implementation could result in a change of control	7.3.5	232
17. Transactions with related parties	Notes to the consolidated financial statements No. 8	207

Cross-reference table of the 2021-22 Universal Registration Document

Annexes 1 and 2 of Commission Delegated Regulation (E.U.)
No. 2019/980 of 14 March 2019

	Section of URD	Page
18. Financial information concerning the assets and liabilities, financial position and results of the issuer		
18.1. Past financial information		
18.1.1. Audited past financial information for the last three financial years and the audit report	Inside back cover	
18.1.2. Change in the accounting reference date	N/A	
18.1.3. Accounting standards	6.1.1	156
18.1.4. Change in accounting standards	N/A	
18.1.5. Financial information under French accounting standards	6.3	209
18.1.6. Consolidated financial statements	6.2	169
18.1.7. Date of the latest financial information	N/A	
18.2. Interim and other financial information	N/A	
18.2.1. Quarterly or half-yearly financial information	N/A	
18.3. Audit of past yearly financial information		
18.3.1. Independent audit of past annual financial information	Appendix 2, Appendix 3	244, 248
18.3.2. Other audited information	Appendix 4	252
18.3.3. Sources and reasons why information was not audited	N/A	
18.4. Pro forma financial information	N/A	
18.5. Dividend distribution policy		
18.5.1. Description of the dividend distribution policy and any applicable restrictions	6.1.4	168
18.5.2. Dividend amount per share	6.1.4	168
18.6. Administrative, judicial and arbitration proceedings	7.5	235
18.7. Significant change in financial position	N/A	
19. Additional information		
19.1. Share capital		
19.1.1. Amount of subscribed capital, number of shares issued and fully paid up and nominal value per share, number of shares authorised	7.1.2.1	223
19.1.2. Information relating to non-equity shares	7.1.2.2	223
19.1.3. Number, book value and nominal value of shares held by the issuer	7.1.2.3	223
19.1.4. Information relating to convertible, exchangeable or securities with share warrants attached	N/A	
19.1.5. Information on the conditions governing any acquisition right and/or obligation attached to the subscribed but not paid-up capital, or on any company seeking to increase the capital	7.1.2.5	224
19.1.6. Information on the share capital of any member of the Group who is the subject of options or of a conditional or unconditional agreement to be issued options and the details of such options	N/A	
19.1.7. History of the share capital	7.1.2.7, 7.3.1	226, 230
19.2. Memorandum and Articles of Association		
19.2.1. Register and Company purpose	7.1.3.1	227
19.2.2. Rights, preferences and restrictions attached to each class of shares	7.1.2.9	226
19.2.3. Provision delaying, deferring or preventing a change of control	N/A	
20. Significant contracts	7.7	236
21. Available documents	7.12	238

G Glossary

Analogue

Format of a broadcast signal where a continuously varying physical quantity precisely describes the variation of the information it represents.

Bandwidth

Band of frequencies used for an RF transmission (e.g. 36 MHz).

Beam

Term used to describe the radiation pattern of a satellite antenna. The intersection of a satellite beam with the surface of the earth is called the footprint (of the beam).

Broadcast Satellite Service (BSS)

Communications service in which signals transmitted or retransmitted by satellite are intended for direct reception by the general public. Use of the corresponding frequencies is governed by international regulations, with the aim of allowing all countries to offer services of this kind. In Europe, the downlink frequency range for the BSS is 11.7 to 12.5 GHz.

C-band

Frequency range assigned to satellite communication systems, approximately 4 GHz for the downlink and 6 GHz for the uplink. The associated transmit power is relatively low in comparison with Ku-band, for example. Large antennae are therefore required for C-band operations.

Capacity

Quantity of information transmitted. As an analogy, there is often reference to spectrum width and to the associated power needed to transmit such a quantity of information.

Digital

Format for recording, processing, transmitting and broadcasting data via a binary signal (and not by a continuously varying signal).

Direct broadcasting

Direct reception of satellite signals by the user, via DTH or community reception facilities (satellite dish).

Downlink

Path travelled by the signal in the direction space-earth.

DSL

Digital Subscriber Line. Technologies that make it possible to use the copper lines connecting customers of the switched telephone network for purposes of broadband transmission in packet mode (digital).

DVB

Digital Video Broadcasting. A set of European standards for the broadcasting and reception of digital TV signals by satellite (DVB-S), cable (DVB-C) or terrestrial means (DVB-T), developed within the framework of the Digital Video Broadcasting project and formalised by the European Telecommunications Standards Institute (ETSI). These European standards have been adopted by many countries throughout the world.

Earth segment

A series of earth stations operated in a given satellite system or network (synonym: ground segment).

Earth station

Installation required in order to receive a signal from a satellite and/or transmit a signal to a satellite. The facility consists essentially of an antenna and communication equipment on the ground (synonym: ground station).

Fixed Satellite Service (FSS)

Communications service between earth stations located at fixed points, such points being determined when one or more satellites are used. However, this expression frequently refers to "unplanned" frequency bands that are not subject to international regulations governing the use of BSS frequencies. In Europe, the downlink FSS frequencies are 10.7-11.7 GHz and 12.5-12.75 GHz.

Frequency

Number of vibrations produced by unit of time during a given period. Frequency relates to the rate of variation per second of the carrier wave or modulating signal. Satellite transmissions are generally in GHz (see C-band, Ka-band and Ku-band).

High throughput satellite or payload (HTS)

Satellite or payload that provides more throughput than a classic satellite for the same amount of spectrum thanks to frequency re-use, thus with a lower cost per megabit.

Internet backbone

The communications networks on which the Internet is based.

IP

Internet Protocol.

Ka-band

Frequency range assigned to satellite communication systems, approximately 20 GHz for the downlink and 30 GHz for the uplink. These frequencies have the shortest wavelength of the three principal frequency bands used by geostationary satellites. Although small antennae can be used, Ka-band requires the use of beams that are tightly concentrated over fairly small geographical areas.

Ku-band

Frequency range assigned to satellite communications systems, approximately 14 GHz for the uplink and 11 GHz for the downlink. Used for radio and TV, this band is the most widespread in Europe, owing to the small size of the antennae needed for reception.

LEO constellations

Constellations operating in Low Earth Orbit, i.e. in an area of the earth's orbit up to 2,000 km in altitude.

MPEG

Moving Pictures Experts Group. Working Group charged by the ISO with the task of developing international standards for the compression, decompression, processing and encoding of video, audio and any combination thereof, such as to ensure a wide range of applications. Name also given to the compression and digital broadcasting standard for TV, resulting from the deliberations of this group of experts.

MPEG 2 is the second-generation standard designed for TV broadcasting, and MPEG 4 provides a smaller compression format compared with MPEG 2 that can carry all new Video Applications.

Operating period

Period during which a satellite is able to function. The operating period of a satellite in-orbit depends in particular on the quantity of fuel it carries for station-keeping.

Passband

Range of frequencies permitted for an RF transmission (see "Bandwidth").

Payload

Set of satellite equipment used for reception, frequency conversion, processing, and retransmission of the communications signals after they have been amplified, but excluding add-on equipment, for example the platform (physical structure and sub-systems such as electrical and thermal control, attitude control, etc.).

Radio frequency

Electromagnetic frequency generally higher than 20 kHz, used to transmit information.

Redundancy

Architecture based on the use of several identical components, each able to replace any of the others in the event of failure.

Regular capacity

Capacity which is not HTS capacity (see above).

RF relay

Professional terrestrial RF link generally used between the studios of a radio or TV station and the antennae transmitting the programmes to customers' homes.

S-band

Frequency range assigned to satellite communication systems, approximately 2 GHz for the uplink. Frequency adjacent to UMTS frequencies.

Signal

Variation of a physical value of any kind carrying information.

Simulcasting

Simultaneous transmission of a programme or service using two transmission standards or media. This technique developed by Eutelsat under the name of Simulcast makes it possible to transmit a carrier wave in analogue mode and a digital TV signal on a single satellite transponder which could normally only transmit the carrier wave of the analogue signal.

Space segment

Satellites in a satellite communications system belonging to an operator.

Steerable beam

Beam of a satellite antenna that can be directed onto a particular geographical region using ground-based controls.

Telemetry

Encoded communication sent by the satellite to the earth station to transmit the results of measurements related to the satellite's operation and configuration.

Transponder

Name given to the retransmitter on-board a satellite, whose function is to retransmit the signals received from the earth uplink station to a specific part of the globe.

Uplink

Path travelled by the signal in the direction earth-space.

VSAT Terminal

Microterminal connected to a fixed antenna and making satellite reception or transmission possible.

1

2

3

4

5

6

7

A



This is a translation into English of the universal registration document of the Company issued in French, and it is available on the website of the Issuer. The French *Document d'enregistrement universel* of which this document is an unofficial translation was filed with the *Autorité des marchés financiers* ("AMF") on 7 October 2022 as the competent authority as per EU regulation No. 2017/1129 without prior approval as per Article 9 of this regulation.

In the event of any ambiguity or discrepancy between this unofficial translation and the French *Document d'enregistrement universel*, the French version shall prevail. The French version was drafted by the issuer and holds the signatories thereof liable.

The Universal Registration Document may be used for the purpose of a public offer of securities or the admission of securities to trading on a regulated market if it is supplemented by a securities note and, where applicable, by a summary and any amendments made to the Universal Registration Document. These documents are approved by the AMF in accordance with Regulation (E.U.) 2017/1129. Pursuant to Article 19 of Regulation (E.U.) 2017/1129, the following information is incorporated for reference purposes in this Universal Registration Document:

- ▶ the consolidated financial statements of Eutelsat Communications prepared in accordance with IFRSs for the Financial Year ended 30 June 2020 and the related Statutory Auditors' report figuring, respectively, in Sections 6.2 and in Appendix 2 of Eutelsat Communications' 2019-

20 *Document d'enregistrement universel* submitted on 12 October 2020 (the "2019-20 Universal Registration Document");

- ▶ the consolidated financial statements of Eutelsat Communications prepared in accordance with IFRSs for the Financial Year ended 30 June 2021 and the related Statutory Auditors' report figuring, respectively, in Sections 6.2 and in Appendix 2 of Eutelsat Communications' 2020-21 *Document d'enregistrement universel* submitted on 15 October 2021 (the "2020-21 Universal Registration Document");
- ▶ information on the Eutelsat Group's financial situation and results for the financial years ended 30 June 2021 and 2021 figuring, respectively, in Section 6.1 of the 2020-21 *Document d'enregistrement universel* and 2019-20 *Document d'enregistrement universel*.

As of the date of this Universal Registration Document, no additional financial information (neither quarterly nor half yearly) has been published since the financial statements for the year ended 30 June 2022, provided in Sections 6.2 and 6.3 of this document.

Copies of this document are available free of charge at the registered office of Eutelsat Communications, 32, boulevard Gallieni – 92130 Issy-les-Moulineaux, France or on the websites of Eutelsat Communications (www.eutelsat.com) or the *Autorité des marchés financiers* (www.amf-france.org).



Société anonyme (limited company)
with a share capital of 230,544,995 euros

Registered office
Eutelsat Communications
32, boulevard Gallieni
92130 Issy-les-Moulineaux
481 043 040 R.C.S Nanterre

T : + 33 1 53 98 47 47
F : + 33 1 53 98 37 00

Conception & production:

www.rubanblanc.fr





Space for a Digital World

In this document, the terms “Eutelsat Communications” and the “Company” mean Eutelsat Communications S.A. “Eutelsat S.A.” means the Company Eutelsat S.A., which is the Company’s main operating subsidiary. “Group” or “Eutelsat Group” means the group of companies consisting of the Company and all its subsidiaries. “IGO” means the European Satellite Telecommunications Organisation before the Transformation (the “Transformation” – see Section 7.1.1.5 “Key events” and Section 5.6 “Other provisions applicable to the Group”) and “EUTELSAT IGO” means the same organisation after the Transformation.

This document contains the Group’s consolidated financial statements and data for the year ended 30 June 2022 prepared in accordance with International Financial Reporting Standards (IFRS) and incorporates for reference purposes the IFRS consolidated financial statements for the years ended 30 June 2020 and 30 June 2021.

This document also includes the Company’s financial statements for the year ended 30 June 2022 as presented in Section 6.3 “Eutelsat Communications’ annual financial statements for the year ended 30 June 2022”.

Unless otherwise stated, the figures presented in this document are based on the consolidated financial statements for the year ended 30 June 2022 and the consolidated financial statements presented in Section 6.2 of this document for the year ended 30 June 2022.

Investors are invited to read carefully and take into account the risk factors described in Chapter 4 (“Risk factors”) of the document before making any investment decision, since the occurrence of one or all of these risks may have a negative impact on the Group’s activity, financial position, results or ability to achieve its objectives.

This document contains information on the Group’s objectives and forward-looking statements. These statements are sometimes identified by the use of the future tense or conditional mood, as well as terms such as “estimate”, “believe”, “have the objective of”, “intend to”, “expect”, “contemplate”, “should” and other similar expressions. These forward-looking statements and information about objectives depend on circumstances or facts likely to occur in the future, and must not be interpreted as guarantees that the facts and data mentioned will occur or that objectives will be attained. These forward-looking statements and information about objectives are based on data and assumptions that may be affected by the realisation of known and unknown risks, uncertainties and other factors, including those relating to the economic, financial, competitive and regulatory environment.

A glossary defining the main technical terms used in this document is provided at the end of the document.

Photo credits:

Adrien Daste, Airbus, ESA-CNES-ARIANESPACE/Optique Vidéo du CSG, Iannis Giakoumopoulos/REA, Jean Nicholas Guillo/REA, Romain Gaillard/REA, Sophie Palmier/REA, Télécoms Sans Frontières, Thales Alenia Space, Toys Films